



# EVOLVING HORIZONS

Touching lives in more ways than one

PCBL Limited | Annual Report 2022-23



# CONTENTS

PAGES: 2-79

## Corporate Overview

Theme Introduction	2
About RP-Sanjiv Goenka Group	4
Corporate Identity	6
Business Model	12
Chairman's Communique	14
Managing Director's Perspective	16
Financial Performance	18
Operating Context	20
Investment Case	22
Stakeholders Engagement	24
Materiality Assessment	30
Risk Management	36
Dynamic Growth Strategy	38
Business Leadership	40
R&D and Innovation	44
Digital Transformation	46
Environment	50
Capability Building (People)	54
Responsible Procurement	58
Customer Centricity & Community	62
Robust Governance Practices	70
Corporate Information	77
Awards and Recognitions	78

PAGES: 80-238

## Statutory Reports

Notice	80
Board's report	94
Management discussion and analysis	104
Report on corporate governance	146
Business responsibility and sustainability reporting	179

PAGES: 239-378

## Financial Statements

Standalone	239
Consolidated	312

146



AT PCBL, WE BELIEVE IN EARNING THE RIGHT TO GROW THROUGH EFFICIENCY, VALUES AND INTEGRITY. WE LEAD FROM THE FRONT IN THOUGHT AND ACTION. WE FOLLOW THE HIGHEST STANDARDS OF CORPORATE GOVERNANCE AND ARE VERY MINDFUL OF THE ENVIRONMENT

## Evolving Horizons




## Corporate Identity



2

22

## Investment Case




6

Market Cap	₹ 4,382 Crores as on 31 March, 2023
CIN	L23109WB1960PLC024602
BSE Code	506590
NSE Symbol	PCBL
Dividend Declared (Interim)	₹ 5.50/- share (on face value of Re. 1/- each)
AGM Date	11 <sup>th</sup> July, 2023
AGM Mode	Video Conferencing/ Other Audio Visual means

### Disclaimer

This document contains statements about expected future events and financials of PCBL Limited which are forward-looking. By their nature, forward-looking statements require the Company to make assumptions and are subject to inherent risks and uncertainties. There is a significant risk that the assumptions, predictions, and other forward-looking statements may not prove to be accurate. Readers are cautioned not to place undue reliance on forward-looking statements as several factors could cause assumptions, actual future results and events to differ materially from those expressed in the forward-looking statements. Accordingly, this document is subject to the disclaimer and qualified in its entirety by the assumptions, qualifications and risk factors referred to in the Management Discussion and Analysis section of this Annual Report.



Scan



For more investor-related information, please visit <https://www.pcbltd.com/investor-relation/financials/annual-reports>



# EVOLVING HORIZONS

Change is the only constant. And change when pointed at a particular desired direction by aligning it with a vision and a purpose is called evolution. Our Annual Report for FY 2021-22 highlighted our resolve to evolve and our endeavour to grow, transform, and explore new possibilities in the world of chemicals. This report summarises the key initiatives that will fuel this journey of evolving horizons.

Businesses operate within a large global ecosystem, and various macroeconomic, social, geopolitical, environmental factors trigger, disrupt, or both, an organisation's approach, and strategy. Highly competitive market conditions and disruptive technologies are changing the face of traditional business models and revolutionising employee and consumer expectations. As a result, businesses actively seek ways to be agile and adapt to the continuous flux effectively. In this VUCA landscape (Volatility, Uncertainty, Complexity and Ambiguity), the ability to adapt and evolve is crucial for businesses that want a competitive advantage.



AT PCBL, WE WHOLEHEARTEDLY EMBRACE THE PATH OF EVOLUTION AND HAVE DEPLOYED SEVERAL ENABLERS IN ALIGNMENT WITH IT. IT INCLUDES EXPANDING CAPACITY, STRENGTHENING GLOBAL FOOTPRINT, EXPANDING PRODUCT PORTFOLIO WITH RESEARCH AND INNOVATION, DIGITALISATION, BUSINESS DIVERSIFICATION, PEOPLE LEADERSHIP, AND EMBRACING ESG STEWARDSHIP. THIS WILL SET THE STAGE FOR THE NEXT PHASE OF OUR EVOLUTION IN OUR QUEST TO BE A TRUSTED GLOBAL PLAYER PROVIDING CUTTING EDGE SOLUTIONS TO OUR PARTNERS AND AN EXCITING WORKPLACE TO OUR PEOPLE.

## OUR 7 Business Themes DRIVING EVOLUTION



BUSINESS LEADERSHIP



R&D AND INNOVATION



DIGITAL TRANSFORMATION



BUILDING CAPABILITY



CUSTOMER CENTRICITY




ENVIRONMENT, SOCIETY AND GOVERNANCE



FINANCIAL PERFORMANCE

# ABOUT RP-SANJIV GOENKA GROUP

WITH OVER TWO CENTURIES OF GROWING LEGACIES, THE RPSG GROUP HAS ESTABLISHED ITSELF AS A RESPECTED CONGLOMERATE IN THE INDIAN BUSINESS REALM, WITH A SIGNIFICANT GLOBAL PRESENCE.

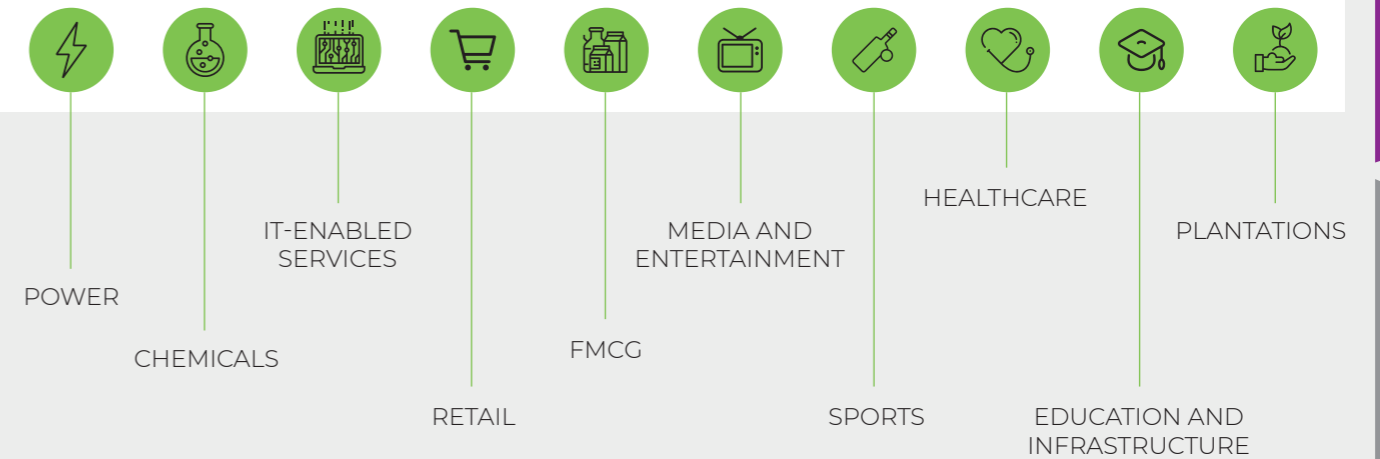


Our Corporate Office, the RPSG House is a Certified Green Building by the Indian Green Building Council (IGBC)

The RPSG Group is revered for its unwavering commitment to cutting-edge technology and efficient business practices. Today, the Group is a force to reckon with in India's corporate landscape, boasting an impressive asset base of ₹ 52,800 Crores and consolidated revenue of ₹ 34,500 Crores.

What sets the organisation apart is its continued focus on excellence, as evidenced by the Group's stellar performance across our various business sectors. With a team of over 45,000+ employees and 10,00,000+ shareholders, the RPSG Group is a shining example of what can be achieved through determination, innovation, and a commitment to success.

## THE RPSG GROUP'S DIVERSE BUSINESS PORTFOLIO COMPRISES



### RPSG Group's Vision

To be a dynamic conglomerate driven by sustainable growth, efficiency, and innovation

### Core Values

<b>CUSTOMER FIRST</b> Keep customer at the core of every action	<b>EXECUTION EXCELLENCE</b> Strive to be the best in everything we do
<b>CREDIBILITY</b> Instill trust, confidence and accountability with our actions	<b>AGILITY</b> Move ahead of time quickly
<b>RISK-TAKING</b> Dare to go beyond	<b>HUMANENESS</b> Be fair, respectful, transparent, and sensitive
<b>SUSTAINABILITY</b> Be equally responsible for people, planet, profits	



## CORPORATE IDENTITY

# ROBUST PERFORMANCE ACROSS PARAMETERS

## FINANCIAL

(₹ Crores)	(₹ Crores)	(₹ Crores)
<b>5,873.89</b>	<b>774.84</b>	<b>444.09</b>
NET SALES	EBITDA	PROFIT AFTER TAX
(%)	(₹)	
<b>13</b>	<b>5.5</b> (@550%)	
EBITDA MARGIN	DIVIDEND PER SHARE ON FACE VALUE OF Re. 1/- EACH	

## ENVIRONMENT

(MW)	(tCO <sub>2</sub> e)	(GJ)
<b>98</b>	<b>8,68,545</b>	<b>21,48,223</b>
GREEN POWER GENERATING CAPACITY	TOTAL GHG EMISSIONS (SCOPE 1, 2 AND 3)	GREEN ENERGY PRODUCED
(tCO <sub>2</sub> e)	(tCO <sub>2</sub> e/MT)	
<b>2,98,233.5</b>	<b>1.94</b>	<b>2,675+</b>
GHG OFFSET DURING FY 2022-23	CARBON BLACK GHG EMISSION INTENSITY	SAPLINGS PLANTED

## SOCIAL

(₹ Crores)	(Man Hours)	
<b>8.50</b>	<b>71,899</b>	<b>43,900+</b>
ALLOCATED TOWARDS CSR INITIATIVES	EMPLOYEE TRAINING	LIVES IMPACTED THROUGH OUR CSR PROGRAMMES

## GOVERNANCE

<b>9+ YEARS</b>	<b>7/11</b>	<b>1,65,000+</b>
AVERAGE EXPERIENCE OF DIRECTORS IN THE COMPANY	INDEPENDENT DIRECTORS (two women Directors and a lead Independent Director)	SHAREHOLDERS



# PCBL – A NATIONAL PIONEER AND GLOBAL PLAYER

We, at PCBL Limited, formerly known as Phillips Carbon Black Limited (hereinafter referred to as 'PCBL', 'We', and 'Our Company'), and a part of RP-Sanjiv Goenka Group, have been playing a pioneering role in the carbon black segment for over six decades, with a current production capacity of 6,66,000 MTPA and generating 98 MW of green power.

Today, we are the largest carbon black manufacturer in India and a strong global player with a significant customer base in 50+ countries. Apart from five strategically located state-of-the-art plants in India, we have also set up R&D Centre at Palej (Gujarat) and an Innovation Centre at Ghislenghien (Belgium).

We are driven by our Vision of providing cutting edge solutions to our Partners and offer a robust product portfolio to meet special requirements across industries such as tyres, rubber, plastics, inks, coatings, engineering plastics, batteries, and conductives, among others. Additionally, our service and strong technical support ensures long-term relationships with our customer partners. We are in the process of transforming our DNA, with the objective of being a leading chemical manufacturer, and subsequently exploring new horizons in the material science domain.



## Our Vision

A trusted **Global** player providing cutting edge solutions to our **Partners** and an exciting workplace to our **People**

Our strategically located state-of-the-art plants in Durgapur (West Bengal), Palej & Mundra (Gujarat), Kochi (Kerala) and Chennai (Tamil Nadu) are equipped with cutting-edge technology. This enables us to seamlessly switch between alternative feedstocks, deliver a wide selection of grades, and maintain the highest quality standards.

To strengthen our capabilities further, we have embarked on two expansion projects. The first is a greenfield project in Chennai through our wholly owned subsidiary, PCBL (TN) Limited. We have successfully commissioned the first phase (i.e, 63,000 MTPA), and upon completion, the plant will add 1,47,000 MTPA of carbon black capacity and 24 MW of green power. The second is a brownfield project which is coming up at Mundra, Gujarat. The estimated capacity of the plant is 40,000 MTPA and will be completed in two phases. With this, our total manufacturing capacity is projected to be 7,90,000 MTPA and 122 MW of green power.

To ensure that our product portfolio and processes are always ahead of the curve, we are investing in our state-of-the-art R&D Centre in India and Innovation Centre in Belgium. Further, we are adopting digitalisation initiatives across functions for higher efficiency, optimisation and data monitoring.

We are committed to grow in harmony with the environment and the ecosystem, with sustainability as a core value. At PCBL, we maintain the highest level of ESG stewardship and corporate governance.

## PRODUCT APPLICATION CATEGORIES



TYRES



PERFORMANCE CHEMICALS



SPECIALTY CHEMICALS





## KEY METRICS

**5**

**MANUFACTURING UNITS**  
(including Greenfield Project at Chennai, Tamil Nadu through Wholly Owned Subsidiary (WOS) PCBL (TN) Limited)

(MTPA)

**6,66,000\***

**MANUFACTURING CAPACITY**  
\*Including commissioning of 1st phase with 63,000 MTPA of Greenfield Project at Chennai (Tamil Nadu) (Projected after expansion - 7,90,000 MTPA)

(MW)

**98**

**OF GREEN POWER GENERATION CAPACITY**  
(Projected after expansion - 122 MW)

**7<sup>th</sup>**

**GLOBAL POSITION**

**1<sup>st</sup>**

**CARBON BLACK COMPANY TO BE AWARDED CARBON CREDIT UNDER THE KYOTO PROTOCOL OF THE UNITED NATIONS FRAMEWORK CONVENTION ON CLIMATE CHANGE (UNFCCC) IN THE WORLD**

Presence in

**50+**

**COUNTRIES**

**2**

**R&D CENTRE IN INDIA & INNOVATION CENTRE IN BELGIUM**

**85+**

**GRADES OF TYRE, PERFORMANCE, AND SPECIALTY CHEMICALS PRODUCED**

**50+**

**GRADES OF SPECIALTY CHEMICALS**

**1,178+**

**EMPLOYEES**

**1,65,000+**

**NUMBER OF SHAREHOLDERS**

**200+**


**STRATEGIC SUPPLY CHAIN PARTNERS**

\*Commencement of commercial production 1st phase 63,000 MTPA of Greenfield project at Chennai, Tamil Nadu w.e.f 14th April, 2023



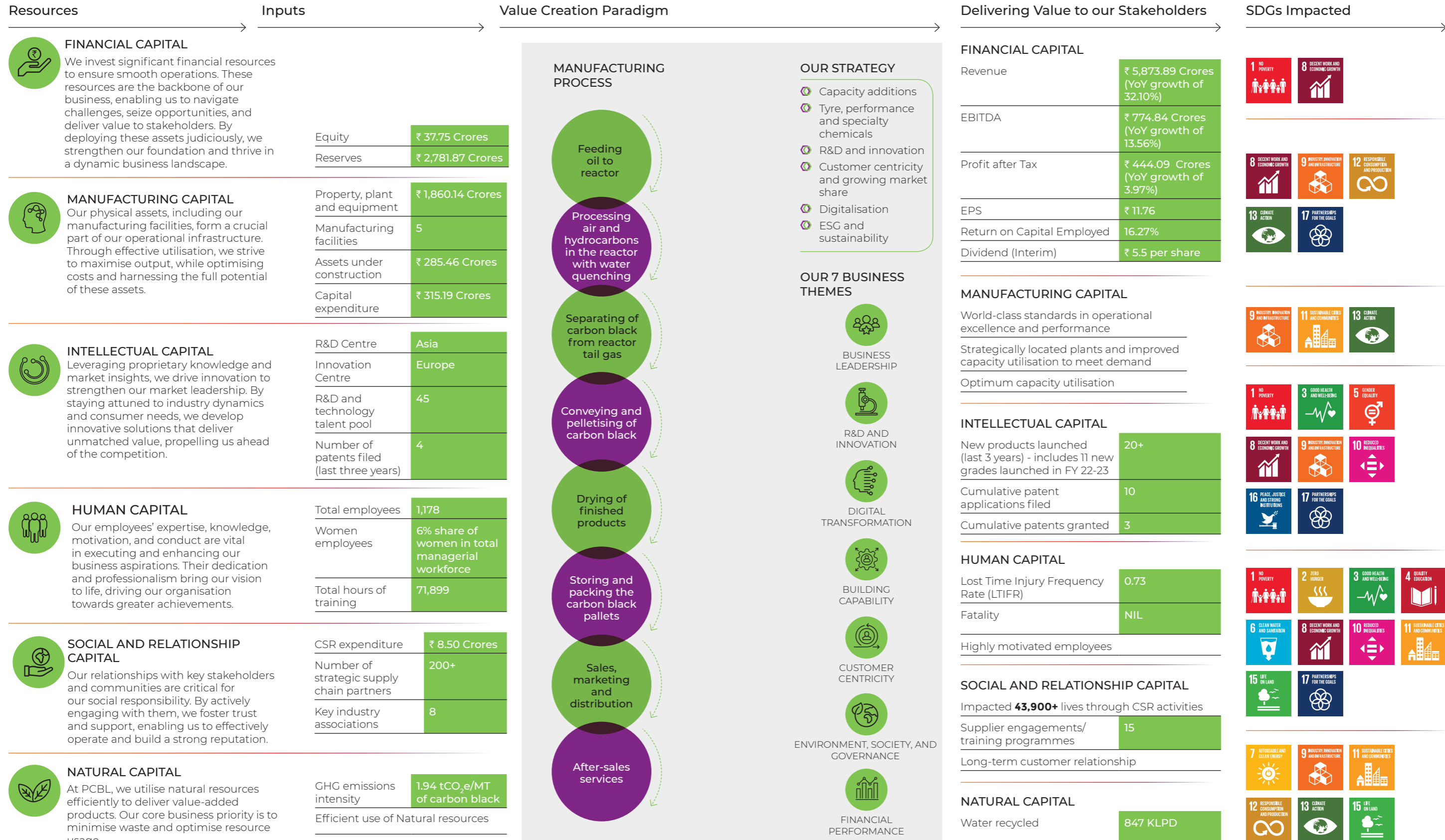
## CREDIBILITY CERTIFICATES

Our plant operations have received the following certifications:



## BUSINESS MODEL

# BUILDING VALUE WITH A LONG-TERM PERSPECTIVE





# CHAIRMAN'S COMMUNIQUE



AT PCBL, WE ARE COMMITTED TO CONSISTENTLY SCALING UP THE VALUE CHAIN THROUGH R&D INITIATIVES. OUR R&D TEAM IS DEDICATED TO ENHANCING VARIOUS ASPECTS OF OUR OPERATIONS SUCH AS IMPROVING PROCESSES, MAXIMISING YIELD, OPTIMISING FEEDSTOCK EFFICIENCY, TAILORING GRADES TO SPECIFIC REQUIREMENTS, AND EXPLORING NEW AVENUES FOR PRODUCT DEVELOPMENT.



## Dear Shareholders,

I am proud and delighted to announce that our performance in FY 2022-23 has set new benchmarks and has achieved an impressive revenue growth of 32% to ₹ 5,874 Crores, compared to the previous FY while EBITDA increased by 14% YoY to ₹ 775 Crores. This remarkable progress can be attributed to several key initiatives. Our planned capacity expansions, strong focus on research and development to build a diverse product portfolio and strengthening footprint in the global market have been key catalysts of this performance.

However, FY 2022-23 came with new challenges as the global economy faces several setbacks such as rising inflation, climate challenges, disruptions to the supply chains caused by the war in Ukraine, and the re-emergence of COVID-19 in China. Consequently, the global economic growth rate slowed down. However, it is truly encouraging that India maintained its position as the fastest-growing

major economy worldwide. This remarkable feat has been made achievable due to a convergence of favourable factors and opportunities. These include the presence of a youthful and expanding population, the steady rise in middle-class incomes, the rapid growth of the service sector, and proactive Government initiatives aimed at promoting domestic investments. This, in turn, has propelled the Indian economy to emerge as the fifth-largest globally.

Critical focus areas of our strategy to tackle the effects of economic slowdown are optimising operational cost, stricter controls on all capital expenditure, and maintaining efficiency across all functions. Agility in implementing actions aligned with the adopted strategy will be the key to success in the upcoming time.

PCBL Limited has a rich legacy of over six decades. Having started as a carbon black manufacturer in 1960, we are now in the process of evolving

horizons to emerge as a prominent chemical manufacturer, and subsequently embark on a journey towards material science. Furthermore, we have deployed dedicated production lines for our specialty chemicals portfolio comprising more than 40 grades. This enables us to cater to the evolving requirements of our customer partners worldwide across various segments such as rubber, engineering plastics, inks & coatings, conductives, batteries, and so on. During FY 2022-23, we reported our best financial performance ever.

We continued witnessing positive demand for specialty black from various geographical regions, driven by a mix of new customer acquisitions. Our Company's power segment revenue in FY 2022-23 was at ₹ 142 Crores as compared to ₹ 93 Crores in FY 2021-22, due to higher sales volume as well as higher realisation. In line with our vision of becoming a trusted global player, we have strategically positioned all our manufacturing facilities near ports, thus allowing for convenient access to raw materials and effective service to international clients, all while minimising logistics costs.

To further enhance our capabilities, we have embarked on two capacity expansions. The first is greenfield expansion in Chennai (Tamil Nadu) through our wholly owned subsidiary PCBL (TN) Limited. The first phase with 63,000 MTPA capacity has been successfully commissioned, and upon completion, the plant will add 1,47,000 MTPA of carbon black capacity and 24 MW of green power. The second is a brownfield expansion at our Mundra plant in Gujarat, with an estimated specialty chemical capacity of 40,000 MTPA. This expansion is divided into two phases, and the first phase of the specialty chemical line is projected to be commissioned by Q1 FY 2023-24. With accelerated capacity augmentation plans in place, PCBL is well-equipped for the next phase of growth, ready to cater to national as well as international markets.

At PCBL, we are committed to consistently scaling up the value chain through R&D initiatives. Our R&D team is dedicated to enhancing various aspects of our operations such as improving processes, maximising yield, optimising feedstock efficiency, tailoring grades to specific requirements, and exploring new avenues for product development.

One of our key business themes is digital transformation, and we have initiated multiple endeavours across our entire network of manufacturing facilities. These initiatives aim to

facilitate a seamless transition to an enhanced system and improve processes across all domains. We have effectively collaborated with various departments and have implemented various digitalisation initiatives across all functions. Further, our greenfield project in Chennai is being set up as per Industry 4.0 standards.

Recognising our role as a socially and environmentally responsible corporate citizen, we acknowledge our commitment to the well-being of the environment and society. We have undertaken multiple initiatives aligned with our sustainability goals and UNSDGs, such as ensuring zero liquid discharge, recycling wastewater, managing energy and water consumption, mitigating emissions, harvesting rainwater, and undertaking plantation drives, among other things. As part of our vision of giving back to society, we have also been proactively working towards empowering the underprivileged communities in spheres such as education, health and sanitation, sports, environmental sustainability, and holistic community development.

As a testament to our unwavering commitment to our esteemed shareholders, an interim dividend of ₹ 207.60 Crores (₹ 5.50/- per Equity Share on the face value of Re. 1/- per equity share) was declared on 31 January, 2023, and paid during the quarter ended 31 March, 2023.

As I reflect upon yet another incredible milestone, I would like to sincerely express my gratitude for your unwavering support and steadfast commitment to our organisational vision. Through the synergies forged by this support, we have exceeded expectations and embarked on an exhilarating journey of exploring new horizons and generating value for all involved. With immense pride, I applaud our collective efforts, as PCBLites have unified talent, passion, and resilience to reach new heights. As we bid farewell to a rewarding and transformative year, let us embrace the dawn of a new era, pioneer innovation, and make a lasting impact. With gratitude and unity, we shall face challenges and craft a legacy that endures. Thank you for your unwavering commitment to our shared vision, and here's to an extraordinary journey ahead, where every success resonates with the spirit of PCBLites and our esteemed stakeholders.

Yours sincerely,

**Dr. Sanjiv Goenka**  
Chairman

# MANAGING DIRECTOR'S PERSPECTIVE



OUR R&D CENTRE IN INDIA AND INNOVATION CENTRE AT BELGIUM, IN TANDEM WITH THE PROCESS TECHNOLOGY TEAM, IS ENABLING US TO EXPAND OUR PRODUCT PORTFOLIO AS WELL AS UNDERTAKE PROCESS INNOVATIONS TO CATER TO THE EVOLVING NEEDS OF OUR CUSTOMERS. AS A RESULT, WE HAVE BEEN ABLE TO DEVELOP NEW AND IMPROVED GRADES OF PERFORMANCE AND SPECIALTY CHEMICALS FOR VARIOUS SEGMENTS SUCH AS TYRES, INKS & COATINGS, ENGINEERING PLASTICS, FIBRES, CONDUCTIVES, AND BATTERIES, AMONG OTHERS. 🗨️



## Dear Stakeholders,

The FY 2022-23 will go down as one of the most significant ones in PCBL's history. Our accomplishments during this time have established new benchmarks for our business, both in terms of revenue and volume. Furthermore, our profitability has consistently shown an upward trend, culminating in our strongest financial performance to date.

However, it wasn't a consistently smooth journey throughout the year. The second half of 2022 witnessed disruptions owing to the Russia-Ukraine war, with high oil prices leading to inflation. With the global economic slowdown serving as the backdrop, it is imperative that we adopt flexible strategies based on strong market intelligence and as per the dynamic microeconomic and macroeconomic factors. By remaining agile in our implementation, we can navigate these challenges effectively.

Our expansion projects – greenfield project at Chennai and brownfield project at Mundra – are in full swing and post completion, our total capacity will be 7,90,000 MT and 122 MW of green power. We have successfully commissioned the first phase of our Chennai plant, and it is being set up with cutting-edge technology that includes AI, machine learning, and data analytics. It is a smart manufacturing unit and leverages the full potential of Industry 4.0, offering lean and efficient operations.

Further, in alignment with our business theme of digital transformation, we are driving a transition from digitisation to digitalisation across various functions. This paradigm shift has been facilitated by a multitude of initiatives introduced across all aspects of our organisation. As a result, we have achieved enhanced clarity, improved efficiency, and expedited decision-making processes, leading to faster and more informed outcomes.

Our R&D Centre in India and Innovation Centre at Belgium, in tandem with the Process Technology team, is enabling us to expand our product portfolio as well as undertake process innovations to cater to the evolving needs of our customers. As a result, we have been able to develop new and improved grades of performance and specialty chemicals for various segments such as tyres, inks & coatings, engineering plastics, fibres, conductives and batteries, among others. Further, we have various products in the pipeline, set to be launched in the next three years.

Our commitment to customer centricity and the pursuit of growing our market share involves implementing several key strategies. As we embark on this journey, one of our key focus areas is penetrating new geographies and expanding our global footprint. We aim to accomplish this by exploring the emerging opportunities presented in untapped markets. Hence, it becomes imperative to deliver cutting edge products, impeccable service, and strong technical support, for acquiring new customer partners and nurturing long-term relationships with them. We are also strategically shifting our focus from customer relationship management (CRM) towards a more holistic approach to customer experience management (CEM). The idea is to create exceptional and memorable experiences for our customer partners.

As we advance towards achieving our strategic priorities, we are consistently focussing on

mitigating our carbon footprint and building a sustainable organisation. Key material factors have been sharply defined keeping in mind the context of the business. Even though we are rated as one of the best in ESG parameters among competitors, these are the early stages of our ESG journey, and we are committed to create new benchmarks in the coming years. By integrating good governance practices throughout our operations, we are dedicated to upholding principles of transparency, accountability, fairness, and integrity. These practices form the bedrock of our decision-making processes and govern our interactions with all stakeholders involved.

We firmly believe, investing in our employees skill, knowledge and competency is paramount to our success. Throughout the year, we have implemented comprehensive training and development programme fostering a culture of continuous learning and upskilling. Moreover, our focus on diversity, equity and inclusion has created an environment where every individual feels valued and respected.

Being a responsible corporate citizen, we are actively engaged in community development projects, collaborating with local organisations to support education, healthcare and infrastructure projects. Our employee volunteer programmes have allowed our team members to actively participate in initiatives that makes positive impact on the society.

We are brimming with excitement and confidence as we strive to evolve and expand horizons to achieve business leadership across geographies, technology leadership, and business sustainability. With our current performance serving as the launch pad, we are perfectly poised to embark upon the next chapter of our growth journey and surpass new milestones of our financial performance.

Warm regards,

**Kaushik Roy**  
Managing Director



## FINANCIAL PERFORMANCE

# BRIGHTER HORIZON WITH ROBUST FINANCIALS

PCBL has meticulously crafted seven business themes aimed at establishing itself as a reliable global player. These themes revolve around improving capabilities to expanding capacities which are directed towards further elevating efficiency and process optimisation. Anchoring these themes is the pivotal aspect of Financial Performance, meticulously designed to serve as the bedrock for a resilient and thriving financial performance which have been elaborated on **PAGE> 38**

We pride ourselves on improving our financial capital year-on-year through the surplus generated from our business operations and financing activities. Our priority is to maximise returns from our financial resources, which allows us to fund our growth targets across global markets. It also enables us to create and distribute value to our shareholders, thereby ensuring the long-term sustainability of our business.

We are committed to maintaining a strong financial position, which enables us to pursue strategic opportunities and tackle economic headwinds. We are not just focussed on maximising profits but also undertaking sustainable business practices as a responsible corporate. This ensures that we create value for our shareholders and stakeholders.

AT PCBL, OUR OPERATING EFFICIENCIES CONTINUED TO IMPROVE IN FY 2022-23, WITH THE ROCE AT **16.27%** AND ROE AT **15.75%**. OUR FINANCIAL PERFORMANCE IS EXPECTED TO EVOLVE FURTHER WITH IMPROVED OPERATING EFFICIENCIES AND ADDITIONAL CAPACITIES GETTING COMMISSIONED.

(%)  
**4**  
YoY GROWTH IN PAT\*

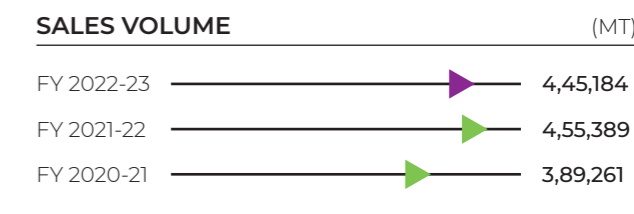
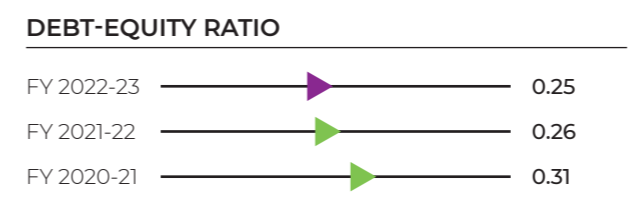
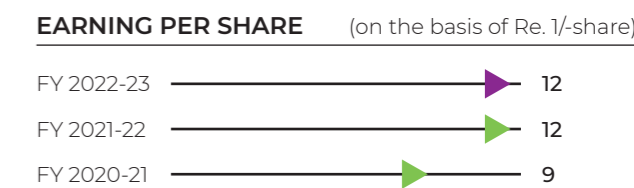

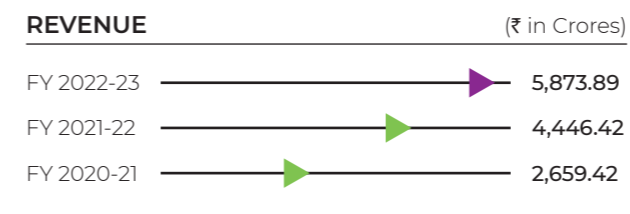
(%)  
**1.53**  
YOY GROWTH IN MARKET CAPITALISATION\*

(%)  
**16.27**  
ROCE\*

(%)  
**15.75**  
ROE\*

\*(as on 31<sup>st</sup> March, 2023)

## FINANCIAL HIGHLIGHTS



## OPERATING CONTEXT

# ALIGNED TO AN EVOLVING EXTERNAL ENVIRONMENT

As we navigate through a rapidly changing business landscape, our success is intricately tied to the growth of the downstream industry, particularly the tyre sector. This industry's prosperity hinges on the thriving mobility industry, which is continuously impacted by technological advancements and the lingering effect of COVID-19 pandemic. It is essential that we harness the power of innovation and sustainable solutions to adapt to these disruptions and ensure the long-term viability of our business.

## OPPORTUNITIES DRIVEN BY THE DOWNSTREAM INDUSTRIES LIKE



### Automobile Industry

The current economic landscape is experiencing a significant transformation, primarily driven by the emergence of new markets, rapid advancements in cutting-edge technologies, the adoption of sustainable policies, and shifting consumer behaviours towards ownership. The automotive industry, like other sectors, is also being impacted by these factors, paving the way for four revolutionary, technology-driven trends: diverse mobility, autonomous driving, electrification, and connectivity. The industry is undergoing a paradigm shift with the advent of digitalisation, increasing automation, and novel business models, and the automotive industry will undoubtedly be impacted by these changes.



### Plastic Industry

The plastic industry is poised for significant growth, with a projected compound annual growth rate (CAGR) of 3.7% from 2022 to 2030. This growth is expected to be fueled by the expanding use of plastics in key sectors such as construction, automotive, and electrical & electronics. The adoption of regulations aimed at reducing vehicle weight to boost fuel efficiency and curtail carbon emissions is driving the demand for plastics as a viable alternative to metals, such as aluminum and steel in the production of automotive components. As a result, the plastic industry is expected to benefit from these market forces and continue its upward trajectory in the coming years.



### Lithium-ion Battery Industry

The lithium-ion battery market is expected to witness remarkable growth, with a projected market size of US\$ 135.1 Billion by 2031, a significant increase from US\$ 48.6 Billion in 2023. This growth is anticipated to be driven by the growing adoption of lithium-ion batteries in the renewable energy sector and plug-in vehicles. Additionally, the market is expected to benefit from increased focus on research and development, leading to the emergence of new applications and innovations, all while enjoying the added advantage of a decline in prices. As a result, the lithium-ion battery market is poised for rapid expansion in the near future.

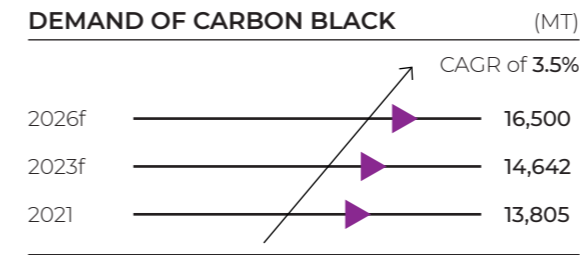


# INDIA EMERGING AS A FAVOURABLE MANUFACTURING DESTINATION

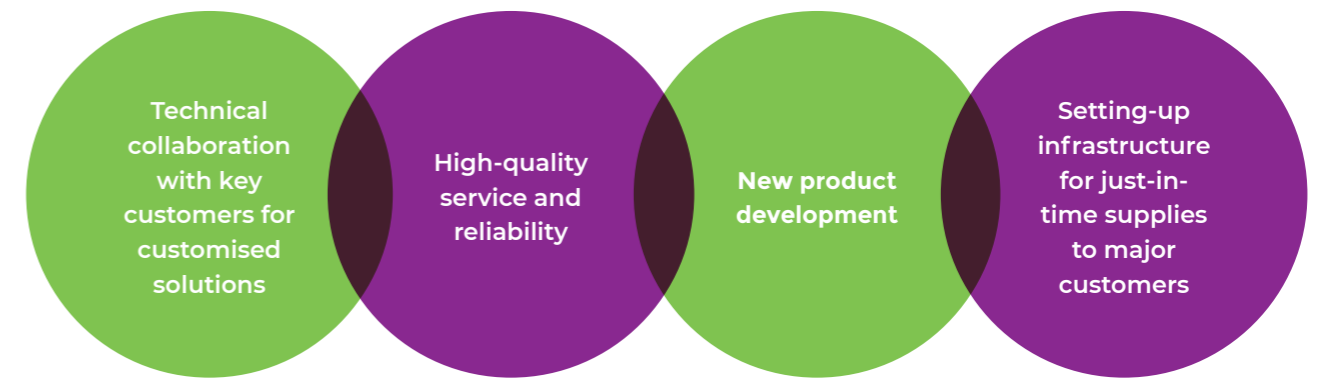
India has emerged as a leading global performer in terms of increased demand and shareholder wealth creation over the past decade. With its robust performance, India is set to play an increasingly prominent role in both consumption and manufacturing on the global stage. In light of shifting geopolitical landscapes, many countries are now prioritising domestic self-sufficiency and localised supply chains. When compared to other key global clusters, India's manufacturing competitiveness is impressive, and the country boasts a strong starting point, positioning it as a potential manufacturing hub for the future. This presents a promising opportunity for India to build on its existing strengths and capitalise on its potential for future growth.

## Industry 4.0

The global corporate landscape is undergoing a significant transformation as a result of digitalisation. The onset of the pandemic has further accelerated the adoption of digitalisation, as businesses across all sectors strive to enhance productivity, flexibility, and responsiveness. An array of technologies such as digital simulation, virtual reality, artificial intelligence, the Internet of Things, data-driven management, machine learning, and data protection are revolutionising the nature of work and transforming jobs. As a result, the impact of digitalisation on the workplace is far-reaching, enabling businesses to operate more efficiently, effectively, and with greater agility.



## Our Response





## INVESTMENT CASE

# INVEST IN OUR EXPANDING PORTFOLIO

At PCBL, our commitment to providing enduring and sustainable value to all stakeholders, extends to our employees, customers, suppliers, regulators, and the communities in the catchments we operate in.

We have a deep-rooted dedication to positively impacting all aspects of our business. From product development to manufacturing excellence to supply chain management, sustainability is seamlessly integrated into every operation. We are steadfast in our continuous efforts to enhance our environmental, social, and governance (ESG) performance, recognising that responsible practices are key to delivering long-term value to our stakeholders. By prioritising sustainability and fostering a culture of responsible business, we aim to make a meaningful difference in the communities we serve and the world we share.

This unwavering sustainability commitment forms the foundation of our investment case, driving our long-term success in the chemical industry. By aligning with stakeholder needs and prioritising sustainable practices, we position ourselves for enduring prosperity.

## INTERNAL



### ENHANCING EFFICIENCY

Our strategically located manufacturing units adhere to global standards, ensuring excellence. We have implemented a Quality Management System with methodologies and lean manufacturing tools such as DMAIC, Lean Fundamentals, Kaizen, 8D problem solving, FIP, OEE, and 5S. These practices optimise processes, address issues, and enhance equipment performance, delivering superior products to our customers and enhancing efficiency.

(MTPA)  
**1,24,000**

FURTHER CAPACITY TO BE ADDED  
(Expected in FY 24)

(MW)  
**24**

GREEN POWER GENERATING CAPACITY TO BE ADDED FURTHER  
(Expected in FY 24)



### FINANCIAL DISCIPLINE

Our optimal capital structure positions us strongly to pursue and achieve our growth aspirations. Our robust financial position is supported by healthy cash and bank balances, enhancing our liquidity profile.

(₹) Crores

**36.79**

CASH POSITION IN FY 2022-23

(₹) Crores

**5,873.89**

REVENUE OF THE YEAR

(₹) Crores

**774.84**

EBITDA

(%)

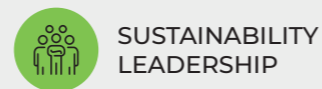
**13**

EBITDA

(₹ per share)

**5.5**

DIVIDEND DECLARED (Interim)



### SUSTAINABILITY LEADERSHIP

Our collaboration with leading national and international companies enables us to develop innovative sustainable solutions, aiming to give back to society and reduce our carbon footprint for a better future.

**ZERO LIQUID DISCHARGE (ZLD)**

COMPLIANT PLANTS

(MW)

**98**

GREEN POWER GENERATION CAPACITY

Million m<sup>3</sup>

**3.19**

WATER CONSUMED

Million m<sup>3</sup>

**0.31**

WATER RECYCLED



## EXTERNAL

### Well-positioned with robust market demand

- Global auto and tyre companies setting up manufacturing base in India
- Consolidation in carbon black industry in China
- Redistribution of supply chains and sanctions on Russia
- Replacement demand in tyre industry

### Resilient against global economic headwinds

- Global growth likely to taper down due to high interest rates, supply chain disruptions, geopolitical issues, and cost and supply of labour
- On the other hand, there is likely to be visible growth due to an accelerated pace of economic reforms, massive potential for domestic consumption, strong industrial and agricultural base, strong ecosystem for start-ups and a large and young workforce
- Global demand for carbon black is likely to grow at around 3-4% over the medium to long-term

### OUR RESPONSE

- Expanding capacity in India
- Setting up supply chain infrastructure in key global markets
- Generating higher revenue share from international markets

### OUR RESPONSE

- Pass-through pricing model to prevent the impact on profitability
- Efficient inventory management to ward off risk of over-stocking and write downs
- Diversification of feedstocks and sourcing

## STAKEHOLDERS ENGAGEMENT

# CATERING TO THE ASPIRATIONS OF OUR STAKEHOLDERS

At PCBL, we recognise that successful organisations thrive through meaningful interactions with diverse stakeholders, forging alliances that yield mutual benefits. We firmly believe that engagement revolves around identifying common ground and shared aspirations, which propel stakeholders towards collaborative endeavours for the greater good. Consequently, we prioritise continuous and effective communication with all our stakeholders. As global businesses increasingly embrace the imperative of sustainable value creation, we actively engage in open communication with our stakeholders, diligently meeting their expectations, while advancing our Environment, Social, and Governance (ESG) commitments. These critical aspects underpin the foundation of our Company, helping us create value for the sustainable long run.



## Our People

### WHY THEY ARE IMPORTANT

Our people are at the core of our business. We encourage an open dialogue to allow them to identify and resolve challenges together.

### KEY CONCERNS AND EXPECTATIONS

- ⦿ Employee welfare
- ⦿ Strategic direction and performance
- ⦿ Transparent communication, diversity and inclusion
- ⦿ Leaders as coaches
- ⦿ Career growth and progression
- ⦿ Learning and development opportunities
- ⦿ Regular engagement
- ⦿ Health, safety and environmental standards
- ⦿ Effective grievance mechanisms

### APPROACH TO ENGAGEMENT

- ⦿ Sampark townhall: PCBL Townhall: Conducted once in a quarter for teams to connect with our MD and senior leadership team, share business updates, challenges and way forward
- ⦿ Certified General Management Programme: PCBL, in association with IMI-Kolkata for HiPos, identified through a talent review process and feedback received from the mentors and managers
- ⦿ EMBARK PCBLite: Induction module for new joiners
- ⦿ Ensuring workplace safety
- ⦿ Leena (AI chatbot) to engage with employees and address their concerns
- ⦿ Training academy of graduate engineer trainees and management trainees
- ⦿ Fun at work activities that nurture and showcase the creative skills of PCBLites
- ⦿ Focussed group discussions to understand employee challenges and improve workplace experience

### HOW WE RESPOND

- ⦿ Implementing smart recruitment methodologies
- ⦿ Enhancing retention and succession planning
- ⦿ Informing about important advances in our Company
- ⦿ Helping the employees expand their knowledge in the industry
- ⦿ Rewards and recognitions

### SDGs IMPACTED





## Supply Chain Partners

### WHY THEY ARE IMPORTANT

We have developed a robust network of suppliers worldwide. From the quality of raw material sourcing, tackling social and environmental challenges and maintaining a seamless supply chain to various other issues, we discuss various solutions. Our objective is to build a relationship of trust and mutual support with all of them.

### KEY CONCERNS AND EXPECTATIONS

- Local procurement and resource support
- Responsible sourcing along the supply chain quality and service
- Timely payments
- Sustainability of the business and associated risks
- Statutory and legal compliances
- Health and safety needs
- Environmental and social issues
- Rationalising costs

### APPROACH TO ENGAGEMENT

- Meetings and workshops with global raw material suppliers and logistics partners to develop common approaches based on shared values
- Meetings with (potential) suppliers and business partners
- Regular compliance and risk assessments of key suppliers
- Discussion on procurement standards and information on our Company's tenders and procurement plans
- All our major suppliers publish sustainability reports and discuss their targets along with performance

### HOW WE RESPOND

- Integrated business planning
- Supplier training
- Consolidated our supplier base focussing on high-quality products and services

### SDGs IMPACTED



## Customers

### WHY THEY ARE IMPORTANT

We work with leading national and international tyre companies and our non-rubber customers, many of them are prominent names in the industry. Our engagement helps us prioritise long-term success for our business and customers by providing an opportunity to develop innovative sustainable solutions. Our differentiated solutions lead to customer stickiness and generate repeat business.

### KEY CONCERNS AND EXPECTATIONS

- Customised grades of carbon black to meet specific requirements
- Sustainable packaging
- Product innovation
- Quality and service
- Responsible sourcing along the supply chain

### APPROACH TO ENGAGEMENT

- Regular interactions with key account managers
- Regular digital customer interface
- Collaboration on product innovation
- Customer and industry events and exhibitions
- Regular feedback from customers
- We cover all material topics impacting our customers by reviewing their disclosures in their sustainability reports

### HOW WE RESPOND

- Joint development project with the customers to get the most effective solution
- Increasing development spend
- High-quality manufacturing, sourcing and environmental standards
- Product and technology roadmaps based on emerging trends

### SDGs IMPACTED



## Communities

### WHY THEY ARE IMPORTANT

We aim to give back to society and enhance our positive impact on communities. We invest directly in the communities where we operate by supporting education, health and sanitation, community development and environmental sustainability.

### KEY CONCERNS AND EXPECTATIONS

- Employment and enterprise support
- Community health and impact on the environment
- Local infrastructure investments

### APPROACH TO ENGAGEMENT

- Periodic need assessment and engagement
- Need-based interventions across focus areas: education, health and sanitation, community development, environment sustainability

### HOW WE RESPOND

- Annual reviews and checks
- Upliftment programmes for the marginalised

### SDGs IMPACTED



## Shareholders, Investors and Lenders

### WHY THEY ARE IMPORTANT

We are committed to a transparent engagement with stakeholders to ensure clear understanding of how our Company performs in all areas from strategic and financial performance to environmental, social and governance.

### KEY CONCERNS AND EXPECTATIONS

- Business strategy and execution plan
- Consistency in financial performance and returns
- Sound corporate governance
- ESG priorities and strategy

### APPROACH TO ENGAGEMENT

- Events, including annual general meeting, results presentations, investors' calls, conferences and earnings calls
- Disclose plans to achieve carbon neutrality and our efforts to reduce carbon emissions by responding to the CDP questionnaire. Also, provide crucial data and insights to global investors, helping them make informed decisions
- Annual report, sustainability report and regulatory filings
- One-on-one interactions
- Grievance redressal
- Lenders' meeting
- Negotiate financing facilities
- Analysts' congregations

### HOW WE RESPOND

- Focussed decisions and actions
- Strong delivery on financial performance
- Adherence to highest standards of transparency and integrity
- Constituting best-in-class Board with strong governance mechanisms
- Focus on ESG with transparent and detailed disclosures

### SDGs IMPACTED



CORPORATE OVERVIEW

STATUTORY REPORTS

## Government and Regulatory Authorities

### WHY THEY ARE IMPORTANT

We engage with national and local governments and regulators to share our intent, understand the latter's concerns and priorities, and find mutually beneficial solutions. We comply with all applicable regulations wherever we operate and proactively evaluate our performance regularly.

### KEY CONCERNS AND EXPECTATIONS

- Adherence to national and international regulations
- Good governance practices
- Community engagement
- Regulatory compliance
- Ethical business conduct
- Environmental stewardship
- Maintaining safety
- Project approvals

### APPROACH TO ENGAGEMENT

- Annual report, sustainability report and regulatory filings
- Meeting on government directives and policy development
- Facility inspection
- Regular meetings
- Periodic evaluation and improvement of our benchmarks conforming to prevailing environmental, social and corporate governance requirements, be it local, national or global
- Ensuring strict adherence to the 'Whistleblower Policy' and protecting our employees by preserving utmost confidentiality

### HOW WE RESPOND

They help and guide in terms of connecting with Govt. schemes for increased effectiveness.

### SDGs IMPACTED



FINANCIAL STATEMENTS





MATERIALITY ASSESSMENT

# ASSESSING OUR MATERIAL ISSUES

Since inception, we have been committed to the upliftment and improvement of the economic activity, along with expanding our operations and creating value for the stakeholders. Many factors affect our ability to create value, including our operating environment, stakeholders, responses to risks and opportunities and our chosen strategy.



## Key Material Issues

As a part of our annual exercise in April 2022, we have reviewed our materiality factors based on their linkage with our core business and identified seven material topics. It is observed during the FY 2022-23 review that no change is required for the key material issues at present.





## GHG emissions and energy management



Our operational sustainability may be hampered by the negative impacts created on the environment. The GHG emission reduction will help to minimise the impact on the environment/air quality and improving energy efficiency will reduce the combustion of fuel in the fossil fuel-dominated grid, which, in turn, will reduce our carbon footprint.

### GOALS

- ⦿ Reduce specific power consumption by 10% by FY30, from the baseline year FY21
- ⦿ Increase in percentage of renewables in off-battery limits energy consumption by 10% by FY30, from the baseline year FY22
- ⦿ Reduce GHG intensity by 15%, by FY30, from the baseline year FY21
- ⦿ Minimum plantation of 5000 saplings every year



## Solid waste management



Waste is generated as part of the carbon black manufacturing process. Unchecked waste generation and disposal may attract legal/regulatory issues that can directly impact our operations

as it directly impacts the environment.

### GOALS

- ⦿ Reduce waste to landfill by 15% by FY25, from the baseline year FY22
- ⦿ Increase use of recycled plastics (plastic pallets, etc.) by weight, used in packaging, by 10% by FY25 and by 20% by FY30, from the baseline year FY22



## Water management



Water is used for various processes in our operations. We take it as our responsibility to reduce freshwater consumption, especially in the water-stress areas where we operate.

### GOALS

- ⦿ Reduce specific water consumption by 20% by FY30, from the baseline year FY21



## Health and safety



PCBL has a people-first culture and makes every effort to ensure that the work environment is motivating. Health & safety has been considered for the broader ecosystem than just employees. Any safety-related incidents would reflect poorly on our

reputation of a safe workplace and could impact our operations.

### GOALS

- ⦿ Achieve zero Lost Time Injury Frequency Rate (LTIFR) by FY25
- ⦿ Cover 100% of our employees including permanent, contract and casual, for safety training by FY25





## Human rights & community engagement



The role of a socially responsible corporate citizen is to enrich relationships with stakeholders, from suppliers to customers, regulators, investors and the communities where it operates. When businesses respect human rights, they demonstrate their commitment to building sustainable and mutually beneficial relationships with those who influence or are impacted by their operations, including customers, communities, workers, and investors.

### GOALS

- 100% coverage of employees under PF, health insurance, retirement, maternity/paternity benefits on continuous basis
- Train 100% of employees and workers on human rights

issues and policies of the entity by FY23 and continue the process

- Conduct regular training on security breaches, prevention of sexual harassment (POSH) awareness, anti-corruption and anti-bribery topics, covering 100% of employees, by FY23
- Resolve 100% of grievances received within 30 days from the date of the registered complaint (Sexual Harassment, Discrimination at workplace, Child Labour, Forced Labour/Involuntary Labour, Wages, Other human rights related issues)
- Assessment of all the plants and offices (by entity or statutory authorities or third-parties) on sexual harassment, discrimination at workplace, child labour,

forced labour/involuntary labour, wages, other human rights related issues, every year, effective from FY23

- Increase the percentage of permanent female employees by 20% by FY25, from the baseline year FY22
- Target 30% of total CSR spends for identified vulnerable groups, effective from FY23
- A minimum of two projects by each unit every year for the development of community through education, hygiene, road and basic infrastructure in the community
- Conduct social impact assessments (SIA) of CSR projects undertaken by the organisation based on applicable laws, if any from the year FY23



## Product stewardship



This material topic has been considered to share the extended producer responsibility (EPR) with all those, viz. manufacturers, retailers, users, and disposers involved in the product life cycle to reduce the environmental impact of products.

### GOALS

- Achieve zero percent of product revenues that are subject to lawsuits due to health concerns, effective from FY23
- Adhere to the statutory requirements of developed countries on banned product with effect from FY2022-23
- Increase research & development (R&D) spending

on green/sustainable products by 20%, by FY25, from the baseline year FY22

- Initiate life cycle assessment (LCA) of our products portfolio from the year FY23 and cover 25% of our products in LCA by FY25
- Include voluntary product recall in standard operating procedures - Quality Assurance (SOP-QA) effective from FY22



## Leadership and governance



Good governance is at the very core of how we operate our business, and we strongly believe in implementing good corporate governance across the entire organisation. Our aim is to ensure the highest standards of ethical and responsible conduct. A robust corporate governance framework ensures effective engagement with our stakeholders and helps us evolve with the changing times. We have robust cyber security and data governance practices to protect sensitive employee and consumer data.

Our Board of Directors and senior leadership teams at corporate level as well as at plant level are involved in driving our sustainability initiatives across the organisation and ensure policy adherence, implementation and monitoring.

### GOALS

- Certify all operational sites with an information security management system

(ISMS), certified to ISO 27000 (or other equivalents/ similar standards) by FY25

- Since FY20, a systematic credit check and due diligence of new vendors who are associated with PCBL is in place. For the third-party intermediaries, governance and sustainability part will be included in their contracts & during the renewal of contracts of existing third-party intermediaries, w.e.f. FY23
- Structured format will be implemented for compliance to whistleblower policy. w.e.f. FY24
- A digital learning ecosystem will be continued
- Group level academy for leadership development of global standard will be launched in FY24

100% of employees to receive Code of Ethics training

- 100% of employees to be regularly trained on anti-corruption and anti-bribery policy
- 100% of employees to receive Prevention of Sexual Harassment (POSH) awareness training
- 100% of employees to receive training on Insider Trading Regulations
- 100% awareness among employees on security breaches through e-learning programmes about e-mails and other information technologies following best practices, globally

Our consistent monitoring of progress towards the target, as explained earlier, is enabling us to identify gaps and take prompt action to bridge them. The Sustainability Report FY 2022-23 will include all the details, ensuring that the status, actions taken, and identified gaps are reported.



## RISK MANAGEMENT

# PRUDENTLY MANAGING OUR RISKS

We are implementing a robust risk management framework and effectively managing risks arising from both the internal and external environment. This proactive approach allows us to consistently deliver value to all our stakeholders, despite industry cycles and economic headwinds. Our ability to mitigate risks and adapt to changing circumstances contribute to our continued success, creating value for all those we serve.



## RISK MANAGEMENT SYSTEM

IDENTIFICATION AND ASSESSMENT APPROACH	PREVENTION AND CONTROL STRATEGY	MONITORING	REVIEWING AND REPORTING ON THE RISK
Anticipating and estimating the probability of occurrence, severity, category and rating of risk	Articulating measures to avoid the occurrence of risk, limit its severity and reduce its consequences	Inspecting the effectiveness of controls, responding to the results and improving the approach	Reviewing the management process at appropriate intervals (at least once a year)



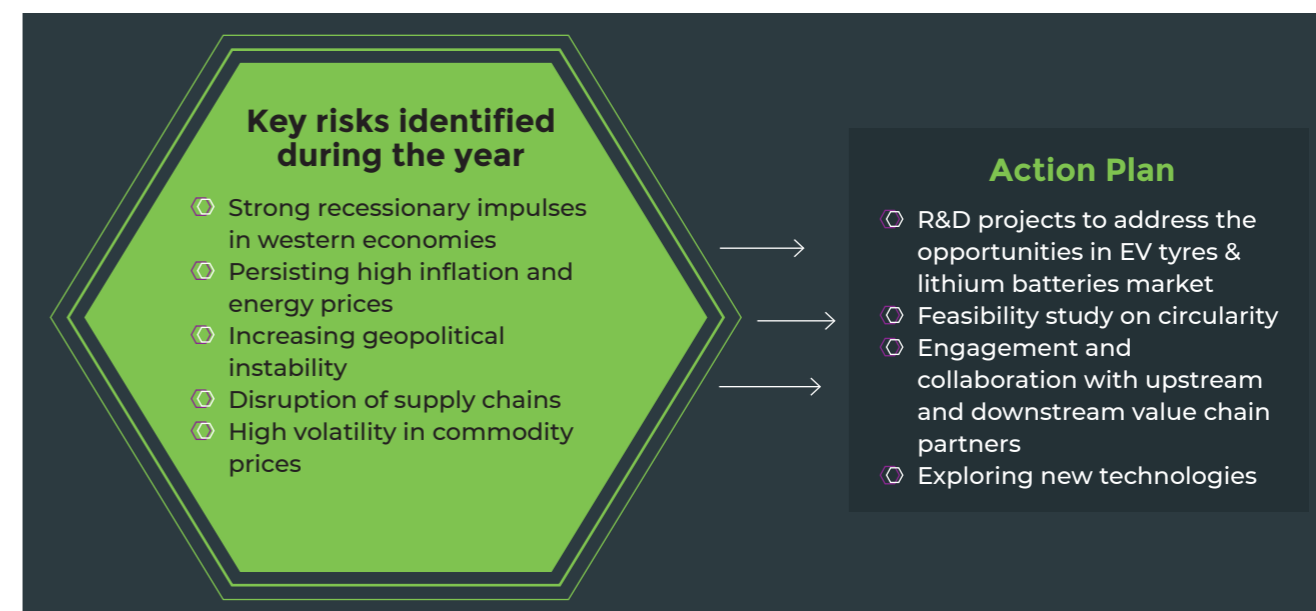
## STRATEGIC RISK

RISK	IMPACT	MITIGATION
<b>GOING GREEN RISK</b>	<ul style="list-style-type: none"> <li>Mandate for green technology adoption with time bound action plans can become a norm</li> <li>Ongoing transition plans of auto companies</li> <li>Cost of capital</li> </ul>	<ul style="list-style-type: none"> <li>More focus/research on green technology</li> </ul>
<b>FUTURE FOCUS RISK</b>	<ul style="list-style-type: none"> <li>R&amp;D investments are comparatively low in the context of a rapidly changing environment &amp; current challenges</li> </ul>	<ul style="list-style-type: none"> <li>Optimise R&amp;D expenditure with transparent strategy/agenda</li> </ul>
<b>PERCEPTION RISK</b>	<ul style="list-style-type: none"> <li>Carbon black as a 'problem' product, the narrative around carbon</li> </ul>	<ul style="list-style-type: none"> <li>Moving from carbon black to chemicals</li> </ul>

## OPERATIONAL RISK



RISK	IMPACT	MITIGATION
<b>MARKET AND BUSINESS RISK</b>	<ul style="list-style-type: none"> <li>Increasing consciousness of the carbon footprint of travel &amp; logistics leading to customer preference for 'greener' options (ceteris paribus) closer to demand centres could impact the global market (catered from India)</li> <li>Procurement of raw materials (mainly CBFS) locally - to reduce GHG emission under scope 3 and logistics cost</li> </ul>	<ul style="list-style-type: none"> <li>Reviewing the feasibility of distributed manufacturing facilities near customer locations</li> <li>Acting proactively to develop local suppliers</li> </ul>
<b>SUPPLY CHAIN RISK</b>	<ul style="list-style-type: none"> <li>Inadequate CBFS availability across the world and dependence on a few suppliers</li> <li>As CBFS is low priority for refineries, suppliers unlikely to be on board with the 'supplier sustainability policy'</li> </ul>	<ul style="list-style-type: none"> <li>Proactive developments of alternate feedstock sourcing</li> <li>Encourage the suppliers for adherence to supplier sustainability policy</li> </ul>
<b>REGULATORY RISK</b>	<ul style="list-style-type: none"> <li>Intrinsic nature of the industry is high emissions across the supply chain &amp; therefore liable to more scrutiny, and legislation</li> <li>Tighter norms will be applicable in near future for air, water pollution &amp; solid waste management</li> <li>Systems and processes for capturing quality and comprehensive data which stands up to audit scrutiny</li> </ul>	<ul style="list-style-type: none"> <li>Adherence to regulatory norms</li> </ul>





DYNAMIC GROWTH STRATEGY

# EVOLVING HORIZONS WITH STRATEGIC PRIORITIES

For any organisation to continue to stay relevant to the market and its customers, it is important to realign its strategic priorities, evolve as per the current landscape, and create the bedrock for long-term sustainable growth. To achieve this, at PCBL, we have strategically identified key drivers that will enable us to capitalise on external opportunities and achieve our ambitious growth aspirations.

We plan to focus on capacity additions, portfolio expansion, digitalisation, customer centricity, business diversification, and innovation, all of which form the pillars of our next phase of growth. Our commitment to ESG principles is at the centre of everything we do, underlining our unwavering dedication to sustainability and responsible business practices.

## STRATEGIC DIRECTION AND FOCUS AREAS



### BUSINESS LEADERSHIP

- 🔗 Focussing on service, quality, technology and cost leadership
- 🔗 Moving up the value chain with higher focus on customised solutions both in performance and specialty portfolios
- 🔗 Enhancing the bandwidth of R&D team
- 🔗 Increasing the level of automation and digitisation for operational efficiencies
- 🔗 Adding capacity
- 🔗 Allocating and managing capital efficiently
- 🔗 Developing new specialty and performance chemicals grades
- 🔗 Preferred partner for tyre, performance and specialty chemicals

MORE> 40



### R&D AND INNOVATION

- CHARACTERISATION AND FUNCTIONALISATION**  
Developing strong foundation for customised offerings and futuristic solutions for customers
- FUNDAMENTAL RESEARCH**  
Manufacturing carbon black through a new process
- NEW PRODUCT DEVELOPMENT**  
Moving up the value chain in specialty and performance chemicals
- OIL ENGINEERING**  
Alternate feedstock development focus

MORE> 44



### DIGITAL TRANSFORMATION

- 🔗 Digitalisation and automation across processes
- 🔗 Creating an integrated business value chain
- 🔗 Using digital technology to create new business processes, culture, and customer experiences

MORE> 46



### ENVIRONMENT, SOCIETY, AND GOVERNANCE

- 🔗 Moving from just compliance disclosures to ESG stewardships
- 🔗 Ensuring commitment to environmental sustainability across business operations to ensure that resources are recycled and utilised judiciously
- 🔗 Integrating risk management strategies to ESG issues
- 🔗 Adhering to various internationally recognised standards of environment (CDP disclosure, UNFCCC), Social (Eco-Vadis, European REACH) and governance

MORE> 50



### CAPABILITY BUILDING

- 🔗 Empowering people with accountability
- 🔗 Building capability through coaching
- 🔗 Growing from within
- 🔗 Collaborating through cross-functional team
- 🔗 Professionally qualified
- 🔗 Cross-cultural sensitivity
- 🔗 Mix of energy and wisdom
- 🔗 Rewards based on performance and potential

MORE> 54



### CUSTOMER CENTRICITY

- 🔗 Emerging as a preferred partner
- 🔗 Penetrating new geographies and increasing customer base
- 🔗 Focussing on quality, timely delivery of products, and efficiency
- 🔗 Concentrating on after-sale services
- 🔗 Improving supply chain efficiency
- 🔗 Building go-to-market capability
- 🔗 Developing new grades of performance and specialty chemicals
- 🔗 Customising grades
- 🔗 Shifting our focus from customer relationship management to customer experience management

MORE> 62

## BUSINESS LEADERSHIP

### MATERIAL ISSUES ADDRESSED

- Product Stewardship
- Leadership and Governance

### KEY RISKS CONSIDERED

- Going Green Risk
- Future Focus Risk
- Perception Risk
- Supply Chain Risk

### CAPITAL IMPACTED

- Financial Capital
- Manufacturing Capital
- Human Capital

### SDGs IMPACTED

# EVOLVING TO STRATEGIC LOCATIONS

AT PCBL, OUR AIM IS TO BE THE LEADER IN THREE ASPECTS OF BUSINESS: COST, SERVICE, AND QUALITY. THIS WILL ENABLE US TO BECOME THE PREFERRED CHOICE OF OUR CUSTOMERS.

Our strategically located, state-of-the-art manufacturing units are positioned close to ports and key national markets. This puts us in advantageous position and enables us to efficiently source top-quality imported raw materials. It also provides us with the flexibility to seamlessly cater to both national and international markets.

Our diversified presence across multiple locations also serves as a key advantage, as it reduces the risk of overdependence on any single manufacturing unit at any given time. By leveraging our multi-faceted manufacturing capabilities, we are able to stay ahead of the curve and meet the ever-evolving demands of the industry.

## 7 GLOBAL OFFICES

ACROSS EUROPE, ASIA AND NORTH AMERICA

## DECANTING STATIONS

ACROSS EUROPE, ASIA AND NORTH AMERICA

## INNOVATION CENTRE

IN BELGIUM AND R&D CENTRE IN INDIA

## 7<sup>TH</sup> LARGEST

CARBON BLACK COMPANY GLOBALLY

REVENUE SPLIT BY GEOGRAPHY FY 2022-23 (%)



### Key Features of Greenfield Project in Chennai, Tamil Nadu

**SMART FACTORY**  
Smart Factory incorporating Industry 4.0 concepts using machine learning and artificial intelligence for process control.

**PROXIMITY TO PORTS**  
Proximity to Kattupalli Port and Ennore Port enabling easy import of raw materials (CBFS) and international sales.

**GREEN FACTORY**  
Zero liquid discharge plant, facility for rainwater harvesting and water conservation.

**AUTOMATION**  
Automated advanced material handling and warehouse management system; fully automated process control through DCS.





## DRIVING MANUFACTURING EXCELLENCE

At PCBL, manufacturing excellence is not just a goal, but a way of life. Our state-of-the-art manufacturing facilities, operate at the highest global standards, enabling us to meet the most stringent demands of our customers.

To further reinforce our commitment to quality, we have implemented an advanced Quality Management Systems (QMS) across all our manufacturing units. Our QMS ensures that every product we manufacture is of the best quality and meets the highest international standards.

We also employ a range of world-class manufacturing methodologies and tools, including DMAIC Methodology, Lean Fundamentals, Kaizen, 8D problem-solving tool/Root Cause Analysis, Focussed Improvement Projects (FIP), Overall Equipment Effectiveness (OEE), and 5S.

These help us to continuously improve our manufacturing processes, enhance efficiency, and optimise production, enabling us to deliver products of the highest quality at the most competitive prices.

5

MANUFACTURING PLANTS

(MTPA)

6,66,000

TOTAL CARBON BLACK CAPACITY

(MW)

98

TOTAL GREEN POWER CAPACITY

### Key Features of our Brownfield Project in Mundra, Gujarat



**CAPACITY EXPANSION**

The estimated capacity expansion for specialty chemicals will be 40,000 MTPA.



**PLANNED PHASES**

The capacity expansion is planned in two phases to reduce the impact on the day-to-day operations.



**TARGET COMPLETION**

The estimated time for commercial production is FY 24

## TRANSFORMING THROUGH DIGITAL INITIATIVES



### INDUSTRY 4.0

- Artificial Intelligence
- Machine Learning
- IoT Systems Usage
- Data Analytics



### DIGITAL INFRASTRUCTURE

- Cloud Servers
- Data Lake
- Disaster Recovery
- 24x7 Access On-the-go



### DATA SECURITY

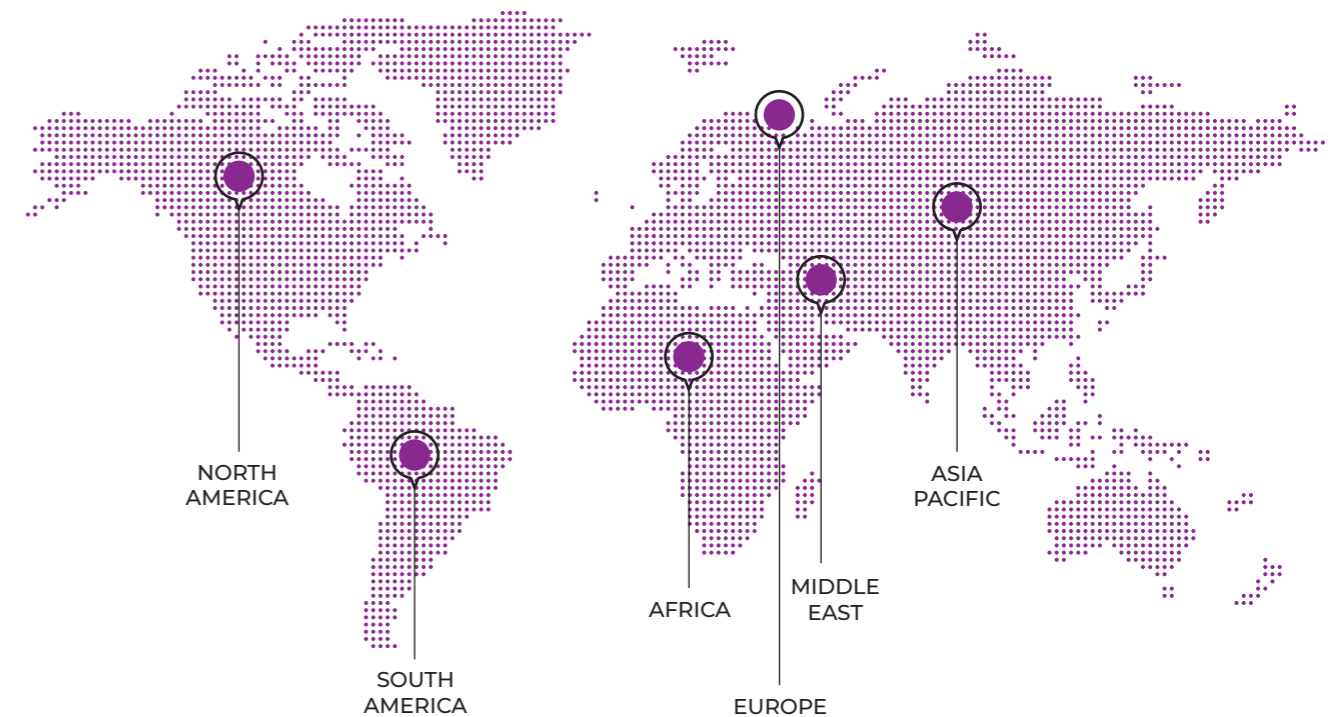
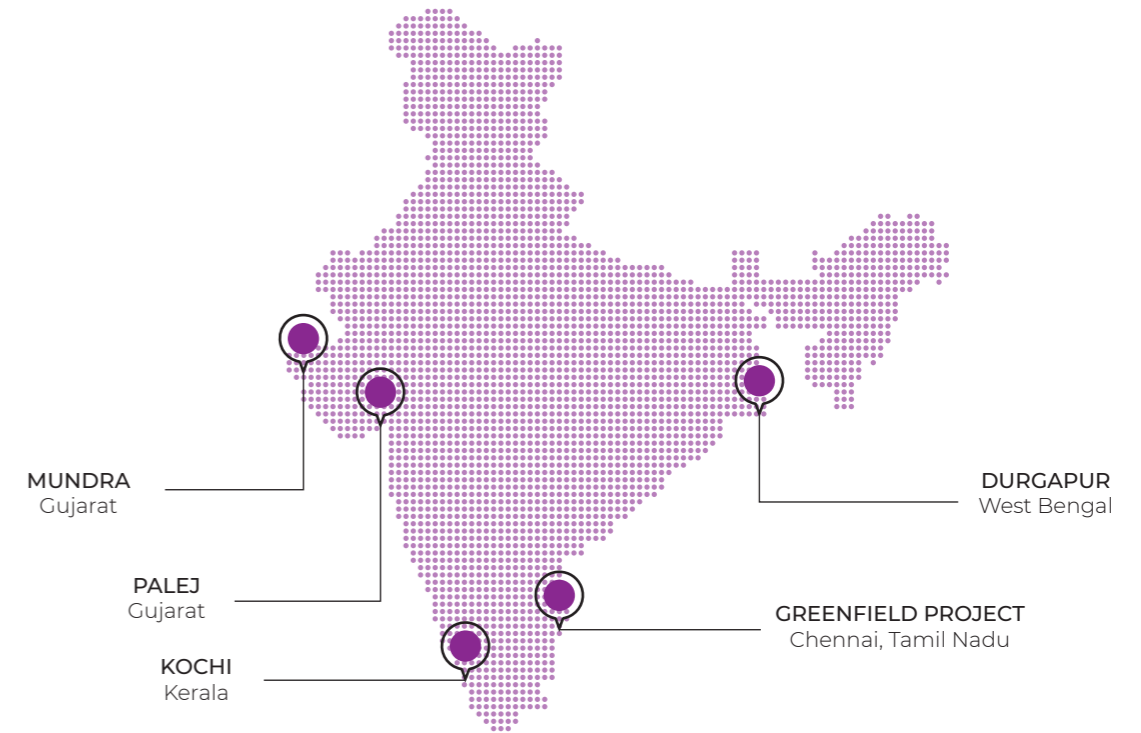
- Robust Microsoft AD (Active Directory)
- Advance Threat Protection



### AI AND METAVERSE

- Enhancing Customer Engagement Experience
- Protection

## GLOBAL FOOTPRINT



Serving customers in **50+ countries** across **6 continents**

**Disclaimer:** This map is a generalised illustration only for the ease of the reader to understand the locations, and it is not intended to be used for reference purposes. The representation of political boundaries and the names of geographical features/states do not necessarily reflect the actual position. The Company or any of its directors, officers or employees, cannot be held responsible for any misuse or misinterpretation of any information or design thereof. The Company does not warrant or represent any kind of connection to its accuracy or completeness.

## R&D AND INNOVATION

### MATERIAL ISSUES ADDRESSED

- Product Stewardship
- GHG emissions and energy management
- Leadership and governance
- Health and safety

### KEY RISKS CONSIDERED

- Future Focus Risk
- Perception Risk

### CAPITAL IMPACTED

- Financial Capital
- Intellectual Capital
- Human Capital

### SDGs IMPACTED



# EVOLVING TO

## EXPLORING SIGNIFICANT BREAKTHROUGHS

OUR GOAL, AS A TRUSTED GLOBAL PLAYER IS TO ESTABLISH A GLOBAL BENCHMARK IN THE SEGMENTS WE CURRENTLY OPERATE IN, AS WELL AS IN THE FUTURE.

Within our global innovation objectives, we prioritise sustainability, circular economy, progressive products for mobility solutions and aesthetics, adoption of emerging technology to enhance portfolio value, and embracing new carbon black process technology, among others.

At PCBL, R&D and Innovation are crucial to our sustainable growth and our continuous evolution. Our relentless focus is on efficient systems and processes, and continuously innovating to improve our product mix. By implementing advanced technologies and digital solutions, we maintain our industry leadership and cost competitiveness.

Our R&D efforts are aimed at leveraging futuristic technology to manufacture cutting edge, sustainable, environment-friendly, and innovative products. This will enable us to expand our share in both domestic and international markets as well as various industries.



(₹) Crores

# 33.28

TOTAL R&amp;D EXPENDITURE

# 2

R&amp;D CENTRE, ASIA AND INNOVATION CENTRE, EUROPE

(last 3 years)

# 20+

NEW PRODUCTS LAUNCHED (11 NEW GRADES IN FY 22-23)

## KEY FOCUS AREAS

### Global R&D and Innovation

NEW PRODUCT DEVELOPMENT	OIL ENGINEERING	CHARACTERISATION & FUNCTIONALISATION
FUNDAMENTAL RESEARCH	MOVING UP THE VALUE CHAIN IN SPECIALTY AND PERFORMANCE CHEMICALS	FOCUSING ON ALTERNATE FEEDSTOCK DEVELOPMENT
UNLOCKING HIDDEN VALUE – PRODUCT CUSTOMISATION	FOCUSING ON FUTURISTIC TECHNOLOGIES	RENEWABLE RESOURCED CARBON BLACK

## Research and Development

At PCBL, our R&D practices are characterised by strategic innovations that have catalysed our Company's 'New Product Development Roadmap' across carbon black, other carbonaceous materials, and carbon black Feedstock (CBFS). This continued focus on innovation has empowered us to design a competitive product portfolio that has accelerated sustainable business growth.

Sustainability is one of the core values at PCBL and we strive to be equally responsible towards people, planet, and profits. For us, product stewardship and sustainability are the cornerstones to open new opportunities to drive system efficiency and innovation.

To support our efforts towards optimising carbon footprint, the R&D team is looking for eco-friendly carbon black feedstock (CBFS) and initiate sourcing of carbon black feedstock (CBFS) from renewable resources. The team explored the use of CBFS from alternative resources for replacement of the conventional petroleum-based CBFS as heating oil in carbon black manufacturing process.

### DETAILS OF IMPROVEMENT

- Development of new grade of rubber to improve fuel economy of vehicle
- Initial transfer of technology from laboratory scale to plant level to manufacture regulatory compliant carbon blacks by reducing Polycyclic aromatic hydrocarbons (PAHs) demonstrated promising result
- R&D is exploring the opportunity of using renewable resourced CBFS to implement in carbon black manufacturing process
- Development of carbon black for energy storage applications



## DIGITAL TRANSFORMATION

### MATERIAL ISSUES ADDRESSED



Product Stewardship


### KEY RISKS CONSIDERED

- Future Focus Risk
- Perception Risk

### CAPITAL IMPACTED

- Financial Capital
- Intellectual Capital
- Human Capital

### SDGs IMPACTED



# EVOLVING TO ACCELERATE DIGITAL TRANSFORMATION

WE ARE DEPLOYING VARIOUS DIGITALISATION INITIATIVES ACROSS FUNCTIONS AND LOCATIONS.

## Pillars of Digitalisation

- DIGITAL VISIBILITY
- DIGITAL MAINTENANCE
- SMART AUTOMATION
- DIGITISED EXECUTION
- SMART ANALYTICS
- DIGITAL QUALITY MANAGEMENT

Smart factory solutions derive their power from integrated technologies and advanced digital systems that enable them to control, manage, and streamline processes. We are increasing our digital visibility to improve transparency in production, efficiency, yield, and productivity, achieving agility and faster decision-making.

Our factories operate on data-driven insights and smart analytics with high-end software solutions to make valuable and informed decisions. The data is also used in digital maintenance for improved plant-wide visibility of operations and equipment reliability. This further leads to a reduction in and eventually elimination of some manual tasks.

We have embarked on this journey of **Smart Automation** with our new manufacturing unit in Chennai, Tamil Nadu. Our other four plants will subsequently follow. The equipment in these smart factories generates data, which is key to analytics and dashboards for various stakeholders. It helps us to eliminate human errors and improve safety.

It also enables us to reduce manpower costs and improve productivity. Our goal for smart factories is to create an ecosystem that enables data analytics, predictive maintenance, downtime reduction, and asset health monitoring.





## INFORMATION TECHNOLOGY

Information Technology is one of the most essential enablers for business of PCBL. The organisation is making continuous efforts to remain at the leading edge of technology, ensuring security, confidentiality and availability of business data and information. Investments in cloud and digital platforms are enhancing the overall organisational efficiency on one hand, while improving business performance on the other hand. During FY 2022-23, there has been no business, financial or reputational loss due to IT. Best-in-class and modern ERP of SAP HANA in Cloud, Fiori apps, ERP-integrated SAP SuccessFactors HRM Platform continue to provide the scalability, performance, compliance and security to the most critical data and systems of business. Business from anywhere is ensured through secure two-factor authenticated VPN, SSO and Containerisation.

Azure Active Directory and Microsoft 365 setup for the entire PCBL IT Users ensure speed of deployment, security and seamless user experience. Uniform patch management platform with cloud-enabled patching for users/devices ensure hygiene security of systems even if user is not in Office network.

Our Company is aware about the current elevated levels of cybersecurity risks across the globe. All

critical IT servers in cloud are protected with best-in-class UTM (Unified Threat Protection Firewall), with Managed Security Services (MSS) of a reputed partner. Security Assessment has been carried out successfully through a reputed partner on the most critical and core IT systems.

The organisation has adopted & deployed one of the best-in-class Advanced Threat Management Platform (ATP) for all End-User Devices (laptops, desktops) through AD, which is monitored and managed centrally. Automated Containerisation and End-Point Security deployment has been enforced through MDM for any personal mobile/tab/iPad as well, if official data access is needed from that device.

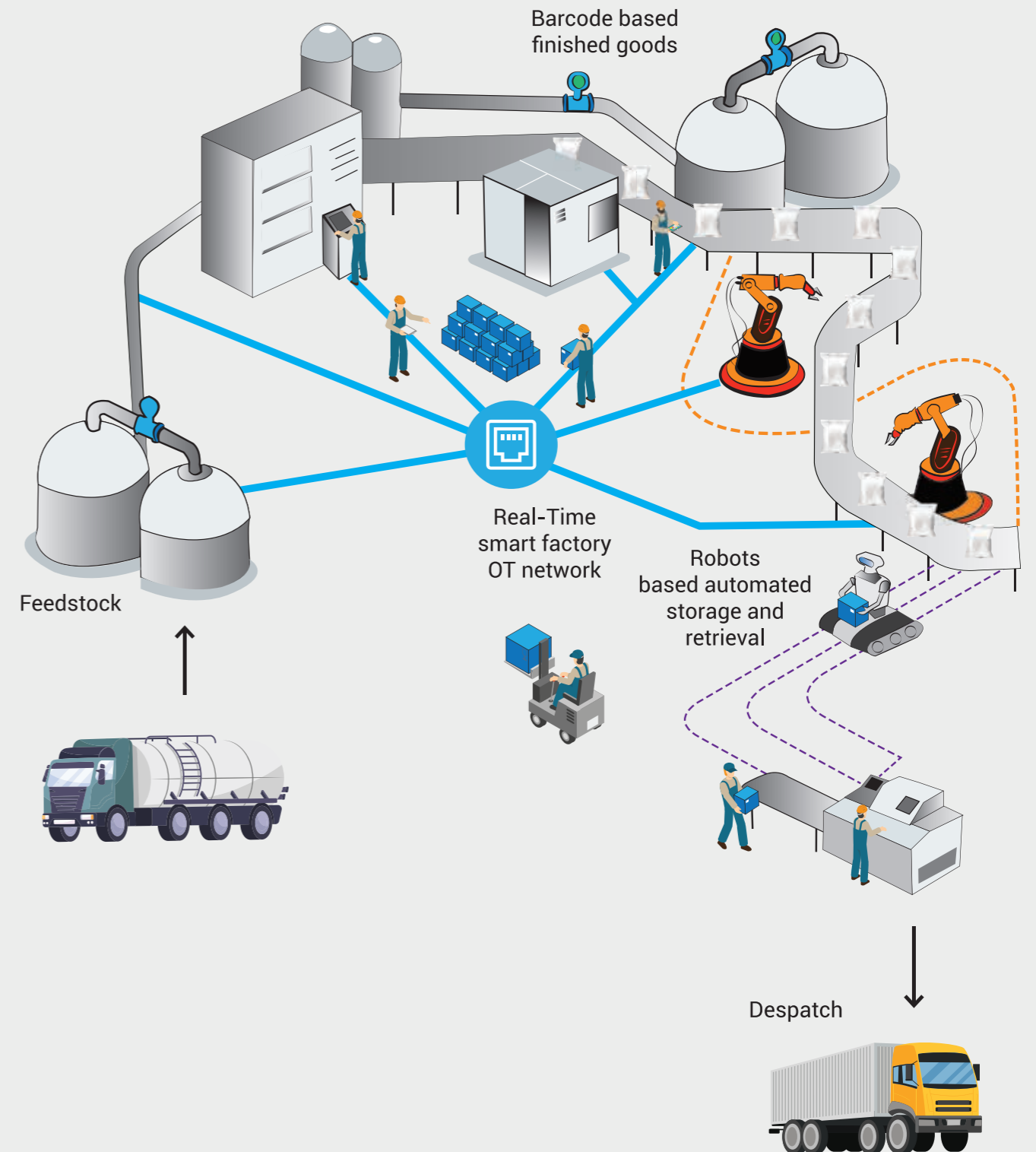
A remote Disaster-Recovery Datacentre for most critical ERP Production data has been set up for continuous business transaction data replication in real-time. The replication/sync is monitored centrally through automated tools and alerts; periodic DR drill ensures effectiveness of the DR setup, thus eliminating risk of business-continuity in case of any major impact on primary Datacentre.

Automated tool-based backup is scheduled and monitored for all critical Cloud Servers. Encrypted backups are stored separately and tested periodically for their effectiveness through restore drills.

Local data of all end-user machines are automatically backed in real-time through a robust cloud backup. This ensures zero loss of organisational data and availability from anywhere, even in case of theft or complete damage of any laptop.

Our Company has a designated CISO and is embarking on the journey of adopting the latest version of ISMS: ISO 27001.

## Our Transformation Journey towards Industry 4.0





## ENVIRONMENT

### MATERIAL ISSUES ADDRESSED

- GHG emissions and energy management
- Water management
- Solid waste management
- Health and safety

### KEY RISKS CONSIDERED

- GHG Emissions and Energy Management
- Water Management
- Solid Waste Management

### CAPITAL IMPACTED

- Financial Capital
- Social and Relationship Capital
- Natural Capital

### SDGs IMPACTED

- 11 SUSTAINABLE CITIES AND COMMUNITIES
- 12 RESPONSIBLE CONSUMPTION AND PRODUCTION
- 13 CLIMATE ACTION

# EVOLVING TO

## CONSISTENTLY REDUCE OUR ENVIRONMENTAL FOOTPRINT

WHILE A BUSINESS FOCUSES ON MAXIMISING ITS PROFITS, IT IS ALSO NECESSARY TO ENSURE THAT IT IS FULLY AWARE OF ITS RESPONSIBILITY TOWARDS THE LARGER SOCIETY AND THE ENVIRONMENT TO MAKE A LASTING IMPACT.

At PCBL, we are committed to our responsibility towards sustainability and have implemented advanced systems, processes, and controls across our units to monitor our carbon footprint. Our focus on incorporating the latest technologies, proper waste management, prudent resource allocation, energy-saving initiatives, and other measures, enable us to create value while reducing our environmental impact.

We believe that sustainability is not just a moral obligation, but also a strategic imperative. As a responsible corporate citizen, we are dedicated to minimising our carbon footprint and are constantly exploring new ways to enhance our environmental performance.

(GJ)  
**8,30,872.3**  
GREEN ENERGY UTILISATION

**ZERO**  
LIQUID DISCHARGE FROM OUR PLANTS

(MW)  
**98**  
GREEN POWER GENERATING CAPACITY

**2,675+**  
SAPLINGS PLANTED DURING FY 2022-23

## INITIATIVES UNDERTAKEN TO ATTAIN ENVIRONMENTAL STEWARDSHIP



### Reduction in Carbon Footprint

At PCBL, we are aware of our operations' impact on the environment and society. In this light, we are dedicated to sustainable development and have ensured that our efforts in this direction also grow with our business.

We have taken several initiatives to reduce our carbon footprint, recycle waste, and optimise resource utilisation. Our focus has consistently been on renewable energy, waste management, rainwater harvesting, and creating green belts in the areas where we operate.

#### KEY INITIATIVES

- Different yield improvement initiatives implemented throughout the year
- Process parameter optimisation (increasing air temperature by improving APH performance, increasing feedstock and fuel temperature, and increasing flame temp, among others) for improving yield





## Emission Control

At PCBL, we understand the detrimental impact of non-compliance with emission norms. To counter the impact, we have implemented stringent policies and measures to ensure compliance with all Central and State Government rules and procedures to keep the environment clean. We have set an ambitious target of reducing our net CO<sub>2</sub> emissions by 15% by 2030, with FY 2020-21 as the baseline year.

### KEY INITIATIVES

- High-pressure SFS pump installed in Mundra Line 1 – improved yield and reactor reliability – reduced GHG emission and waste generation, minimised fossil fuel usage, resulting in enhanced productivity
- High-pressure compressor for Durgapur Soft Black Line – improved yield and quality – reduction of GHG emission and waste generation, less usage of fossil fuels
- High-pressure water pump in Mundra Line 1 – improved yield and quality – reduction of GHG emission and waste generation, less usage of fossil fuels
- LGM in Palej line 5 – reduced impurities leading to a reduction in waste material

(%)

**9.3**

REDUCTION IN GHG INTENSITY FROM THE BASE YEAR 2020-21, INCLUDING SCOPE 1, 2 & 3

(tCO<sub>2</sub>e)

**2,98,233.47**

OFFSET IN FY 2022-23 DUE TO OUR CO-GENERATION POWER PLANTS BY EXPORTING NET 365930.64 MWH OF ELECTRICITY




## Optimising Energy Consumption

PCBL has been co-generating green power to meet its electric power consumption utilising tail gas from the carbon black manufacturing process. We have developed new reactor design at three plants for improved quality consistency and lowering CO<sub>2</sub> emission per tonne of carbon black produced.

We are continuously reducing our dependence on conventional sources of energy and substituting the existing ones with renewable energy sources wherever feasible.

GHG INTENSITY (tCO<sub>2</sub>e/MT) (Scope1, Scope2 and Scope3)



\* Increase in GHG Intensity is mainly due to increase in production of low grades Specialty Blacks.



## Transforming Waste Management Processes

At PCBL, our operating philosophy revolves around the 3 R's - Reduce, Reuse, and Recycle. We reuse or recycle wherever possible to reduce the impact on the local environment and save on operational costs.

We apply the best available techniques and practical environmental options for our assets to manage waste and minimise our impact on ecosystems. We even initiated a Focussed Improvement Project (FIP) across all our units with cross functional teams deploying DMAIC Methodology to reduce waste generation.

(%)

**15**

TARGETED REDUCTION IN WASTE TO LANDFILL BY 2025 (BASE YEAR OF 2022)

(KLPD)

**847**

RECYCLED WATER USED IN FY 2022-23

### INITIATIVES TAKEN DURING FY 2022-23

- Addition of Fin at Product Cooler outer surface in all the three lines of Durgapur to reduce the product temperature at the silos, reducing the chances of bag burning while packing, hence controlling the wastage
- Installation of high-pressure water pump for quenching to improve the quality of carbon black to reduce off-spec material generation



## Green Belt Development

We have undertaken the initiative of planting saplings both within and around our factory premises, with the aim of creating green belts. Our dedicated team ensures that these saplings are nurtured and cared for, with the goal of transforming them into fully grown trees. We have also conducted awareness programmes to educate our employees about the importance and benefits of a greener environment.

**2,675+**

SAPLINGS PLANTED DURING FY 2022-23





## CAPABILITY BUILDING (PEOPLE)

### MATERIAL ISSUES ADDRESSED

- Health and Safety
- Human rights & community engagement
- Leadership and governance

### CAPITAL IMPACTED

- Financial Capital
- Human Capital

### SDGs IMPACTED

- 3 GOOD HEALTH AND WELL-BEING
- 5 GENDER EQUALITY
- 8 DECENT WORK AND ECONOMIC GROWTH
- 16 PEACE, JUSTICE AND STRONG INSTITUTIONS

# EVOLVING TO NURTURE OUR PEOPLE

PEOPLE ARE THE BACKBONE OF ANY ORGANISATION, AND THIS IS TRUE FOR PCBL AS WELL. OUR TEAM PLAYS A KEY ROLE IN TRANSFORMING OUR VISION INTO REALITY. WE TAKE VARIOUS INITIATIVES TO CREATE AN EMPOWERING WORK ENVIRONMENT THAT ENCOURAGES CONTINUOUS LEARNING AND PROMOTES EMPLOYEE GROWTH, WHILE FOSTERING A CULTURE OF INNOVATION AND INCLUSIVITY.



## Identifying and Hiring Best Talent

We at PCBL are dedicated to hiring the finest talent that aligns with our Company's vision and objectives. The process starts with a talent review to identify the organisational needs in advance.

To ensure that we attract the right talent, we employ a diverse sourcing mix that includes external and internal sources. Our Company recognises that internal hires generally have higher levels of adaptation and therefore we focus on Internal Job Postings to identify and promote internal talent.



## Capability Building

With Capability Building as a core element of our People Philosophy, we have taken steps to enhance PCBLites' knowledge and skills. This includes the Market Excellence Capability Building Programme for R&D and Sales and Marketing Teams, targeting various application segments.

We have also introduced strategic e-learning modules, such as critical conversation training for managers, SAP e-learning content covering MM, QM, and FM, and updated Embark PCBLites modules. These initiatives are in line with our new brand identity, business strategy, and organisational approach, allowing employees to learn conveniently and at their own pace. Additionally, we have implemented the *Nirantar Cyan Vardhan Programme* (NGVP), which provides technical e-modules to improve our technical knowledge.

### CORPORATE TRAINING CALENDARS

In terms of corporate training, we have launched corporate training calendars to provide employees with specific skills and knowledge required for their roles and responsibilities. These calendars cover areas such as Process Technology, R&D, Manufacturing Excellence, SHE, CRE, and Sustainability. We also provide capability building at different units through on-the-job training (OJT) as well as classroom training.

### AI CHATBOT

To address employee motivation and concerns, we utilise the AI chatbot Leena AI, which provides a weekly review of employee motivation and concerns based on the moodscore. Managers and senior leadership connect with PCBLites to understand concerns and provide support and guidance.

(Man Hours)

# 71,899

EMPLOYEE TRAINING



## Nurturing Diversity

We, at PCBL, are committed to creating a diverse and inclusive work environment. The benefits of having a diverse workforce are recognised and we are actively taking steps to attract and retain talent from all walks of life.

We do not tolerate discrimination in any form and ensure that compensation is based on merit. Our Company offers benefits such as maternity leave and flexi working hours to make the workplace more inclusive for women.

**1,178**

PERMANENT EMPLOYEES AS ON 31 MARCH, 2023

(%)

**6**

SHARE OF WOMEN IN TOTAL MANAGERIAL WORKFORCE AS ON 31 MARCH, 2023

**33+**

AVERAGE AGE OF EMPLOYEES



## Digital Transformation of People Processes

At PCBL, we consider digital transformation as a key strategic priority and have taken various initiatives to achieve this objective. To enhance the onboarding experience for new employees, we introduced the Onboarding Module on People Connect. This module simplifies and automates numerous manual tasks, allowing new hires to conveniently complete onboarding tasks online. Similarly, we recently launched the Offboarding Module on People Connect, ensuring that all offboarding procedures are conducted digitally, providing a hassle-free and error-free experience.

Furthermore, we have implemented three digital platforms aimed at enhancing the overall employee experience. XoXoDay, an online rewards and recognition platform, enables us to acknowledge employees by granting them points redeemable for a range of vouchers. Additionally, Refyne provides our employees with round-the-clock access to salary advances, empowering PCBLites to manage finances more efficiently and with increased flexibility.

The third platform, Mfine, enhances the pre-joining medical check-up experience for prospective employees. It enables them to complete the process digitally, saving time and effort.

These initiatives make our processes faster, more efficient, paperless, and aligned with our commitment to sustainability. They also demonstrate our willingness to embrace digital transformation and leverage technology to improve the overall employee experience.



## Ensuring Employee Health and Safety

Employee health and safety is a top priority for us at PCBL, and we have implemented various initiatives to ensure a safe and healthy work environment. To ensure the well-being of our employees, we have instituted regular medical check-ups to assess their fitness at work.

In addition, we regularly celebrate National and International days related to health and conduct theme-based awareness training sessions to increase employee awareness about the importance of good health. We prioritise safety in all our processes. Our commitment to ensuring the safest possible work environment is unwavering. We continuously assess and improve our safety measures to mitigate any potential risks and ensure the well-being of our employees.

### FOLLOWING INITIATIVES ARE TAKEN TO CREATE A SAFER WORKPLACE:



We provide proper training to our employees on occupational health and safety topics like working in confined spaces, work at height, lock out tag out (LOTO), forklift operations, material handling, behaviour-based safety (BBS), use of personal protective equipment, general safety awareness.



Medical check-up of all employees and contract workmen is being done every year and the health reports are evaluated and necessary preventive actions are taken.



The regular safety inspections are conducted in the plant to check the unsafe conditions and acts.



The OHC centre is available at the plant premises to provide immediate medical assistance for workers and employees.



The celebration of National Safety Week, Environment Day, Earth Day, No-Tobacco Day, World Diabetic Day, various activities and competitions are organised to spread safety awareness among the plant personnel as well as contractual workmen.



The emergency preparedness is ensured in the plant through conducting the mock drills and creating the awareness among the employees and workers.



To execute the work safely, a Daily Management Team (Cross-functional Team) has been formed to discuss on the job safety and permit system for the next day's jobs. The planned jobs, stating the precautions and safety measures that are to be taken, are documented and shared with all the concerned persons on daily basis.



All the visitors, customers, business officials are given a brief safety induction at the main gate before entering the plant area. Safety Training Kiosk (Computerised Training Module) has been installed at Main gate (Durgapur and Mundra plant) to allow a person getting himself/herself trained on various safety related modules through this Kiosk.



Kochi Unit received 'Sreshtha Suraksha Puraskar' for Outstanding Safety Performance in the year 2022 in the category of Medium Scale Industry in Chemical from National Safety Council, Kerala Chapter. The team received award on 4<sup>th</sup> March'23 from the Hon'ble Justice Devan Ramachandran, High Court of Kerala, in the presence of Shri P. Pramod, Director, Department of Factories and Boilers, Govt. of Kerala and other dignitaries, during the valedictory function of National Safety Week Celebrations-2023 held at Ernakulam.

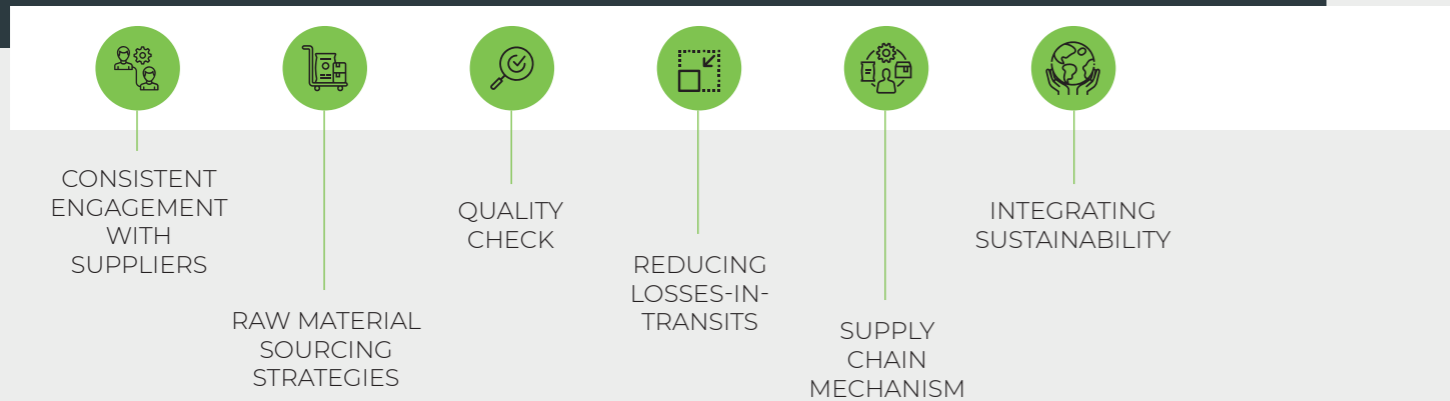


RESPONSIBLE PROCUREMENT

# COMMITTED TO SUSTAINABLE PARTNERSHIP

THE SUPPLY CHAIN PLAYS A VITAL ROLE IN OUR OVERALL VALUE CHAIN AND IS A CRITICAL ELEMENT IN REALISING OUR SUSTAINABILITY GOALS. WE HAVE ESTABLISHED STRONG PARTNERSHIPS WITH OVER 200 STRATEGIC ENTITIES WITHIN OUR SUPPLY CHAIN NETWORK.

Throughout the year, despite facing supply chain disruptions and rising energy prices, our organisation adeptly responded to these challenges and implemented various measures to mitigate their impact. We proactively addressed the situation by taking the following decisive actions, ensuring minimal disruptions and maximising operational efficiency. Below are some initiatives taken during the year:



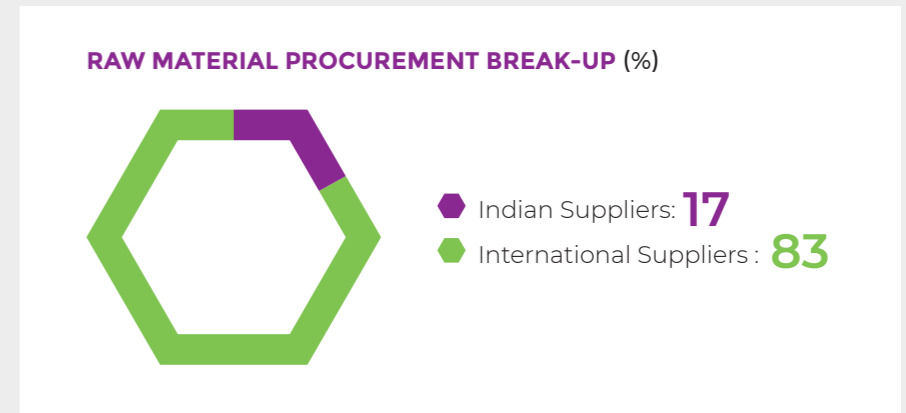
## Consistent Engagement with Suppliers

We maintain effective communication channels through various means to ensure strong partnerships and stay updated with market dynamics. This includes regular communication via phone and email. Additionally, we prioritise face-to-face interactions by personally visiting our overseas suppliers at least once a year, fostering deeper connections. Moreover, we invite key partners to our office annually, providing them with an opportunity to share insights on market conditions, cost optimisation, and enhancements in quality and service. To further strengthen relationships, we actively engage with suppliers during corporate events such as industrial fairs, seminars, and conferences. Lastly, we conduct regular video conferencing meetings with suppliers to facilitate ongoing collaboration and maintain a strong line of communication.



## Raw Material Sourcing Strategies

At PCBL, we have embraced a more dynamic approach to sourcing, recognising the need for agility in adapting to market realities. In FY 2022-23, we underwent a significant shift in our sourcing strategies, focussing on direct procurement from refineries to ensure consistent quality and competitive pricing. Furthermore, we have actively explored alternate sources of raw materials and expanded our geographical scope for procurement, encompassing both domestic and international markets. This individualised approach to sourcing allows us to optimise our supply chain and maximise the value of our raw material acquisitions.



## Quality Check

To maintain a high standard of quality, thorough checks are conducted at various stages to eliminate any potential gaps.

### Domestic Sourcing

Our quality assurance process involves several checkpoints to maintain product integrity. Firstly, suppliers conduct quality checks and provide a Certificate of Analysis before loading. Secondly, Incoming raw materials are thoroughly tested at our manufacturing facilities. Thirdly, Samples are assessed at our R&D lab in Palej, and occasionally third-party labs are employed for additional testing when necessary. These measures uphold our commitment to consistent and reliable product quality.

### International Sourcing

We ensure superior product quality throughout the supply chain with comprehensive quality control procedures. Before loading, a third-party lab conducts initial testing at the load port. At the first discharge port in India, a composite sample is examined by both a third-party lab and our R&D lab in Palej. Samples from the shore tank undergo testing by a third-party lab after discharge. Lastly, quality checks are performed at our manufacturing units. These thorough testing protocols demonstrate our commitment to maintaining superior product quality.



## Improvement in Losses-in-transits

To ensure a smooth and secure transit process, we have implemented various measures. This includes arranging transit insurance for all shipments and enforcing recovery from vessel owners for transit loss exceeding 0.5% in accordance with maritime rules. Third-party supervision is employed during loading to finalise quantities, and tankers are sealed by third-party surveyors at loading facilities. Our diligent monitoring extends to vehicle tracking throughout transit, while any shortage beyond 30 kg during road transportation is subject to recovery from the transporters. Regular monitoring and reporting by respective manufacturing units ensure adherence to quality standards. Additionally, we are actively increasing tanker carrying capacity to reduce trips, transit loss, and freight costs per metric tonne. Lastly, standardisation of weighbridge calibration is implemented across all locations to maintain accurate measurements.



## Supply Chain Mechanism

To enhance operational efficiency and mitigate risks, we have implemented several strategic measures. Firstly, we carefully time vessel chartering, taking into account market dynamics to optimise transportation costs and logistics. Secondly, we focus on developing new strategic vendors in proximity to our plant locations, particularly for critical spares and packaging, reducing the potential risks associated with supply chain disruptions. Lastly, we have initiated the replacement of road tankers with larger carrying capacity, effectively reducing freight costs per metric tonne and improving overall cost-effectiveness. These initiatives demonstrate our commitment to continuous improvement and proactive risk management in our operations.



## Integrating Sustainability

At our organisation, we actively promote sustainable procurement practices through effective communication with our supply chain partners. By sharing our thoughts and insights on sustainability, we raise awareness and encourage our partners to embrace sustainable approaches. To reduce our environmental impact, we have incorporated the use of recycled materials such as plastic pallets, bulk bag covers, and truck liners. Additionally, we have initiated a collaborative effort with one of our customers to collect and reuse bulk bags supplied by PCBL, promoting circular economy principles. The strategic focus on developing vendors near our plant locations has yielded multiple benefits, including a reduction in carbon footprint, inventory levels, and freight costs. Moreover, our efforts to replace road tankers with larger carrying capacity have also contributed to reducing carbon emissions, specifically scope 3 emissions. These initiatives reflect our commitment to sustainable practices throughout our supply chain and underscore our dedication to minimising environmental impact.



## OUTLOOK for 2024

India is poised to maintain its position as the fastest-growing economy, with a projected growth rate of 6.5% for FY24. However, this positive outlook is not without its uncertainties. Risks loom due to recessionary concerns in advanced economies, financial sector stress, and inflationary pressures across the world, which pose challenges to the economic trajectory.

The price of crude oil is subject to various factors that influence its volatility. On the bearish side, concerns about recessions in advanced economies, potential interest rate hikes, and stress in the banking sector contribute to downward pressure on prices. Additionally, increased crude oil output from countries such as the USA, Canada, Brazil, Venezuela, Guyana, and Norway adds to the bearish outlook.

However, there are also bullish factors to consider. The continued recovery of demand in China, which alone accounts for more than half of the global demand increase projected for 2023, presents an optimistic scenario. Furthermore, the production cuts implemented by OPEC throughout 2023 and the replenishment of strategic petroleum reserves by the USA contribute to a more positive outlook.

In line with our business expansion plans, the demand for raw materials will increase with the commissioning of new production lines at our Chennai and Mundra plants. To address this, we are proactively developing a diversified network of domestic and international sources to cater to the needs of our upcoming plants. This strategic approach reflects our commitment to ensuring a reliable supply chain.

In this dynamic market environment, the need of the hour is to remain agile and adaptable. By staying flexible, we can effectively navigate market conditions, seize opportunities, and effectively respond to challenges as they arise.



## CUSTOMER CENTRICITY & COMMUNITY

### MATERIAL ISSUES ADDRESSED

- Human Rights & Community Engagement
- Product stewardship

### CAPITAL IMPACTED

- Financial Capital
- Social and Relationship Capital

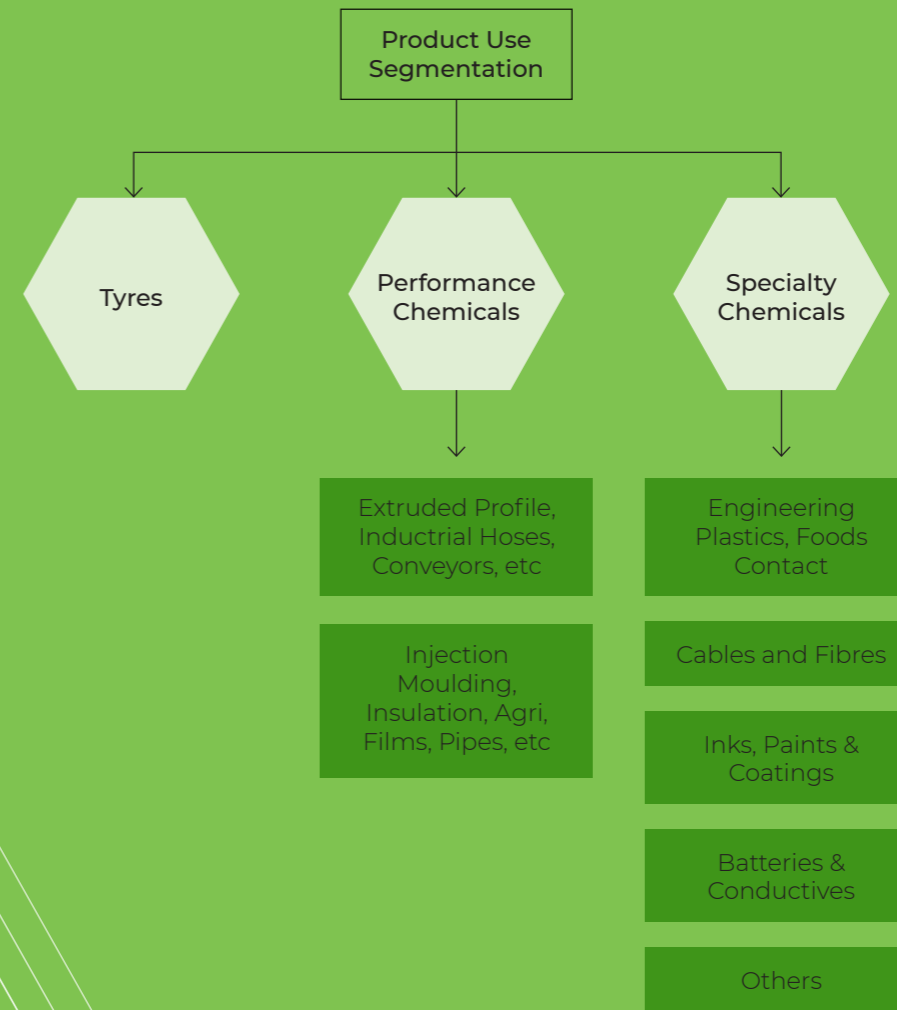
### SDGs IMPACTED

- 1 NO POVERTY
- 2 ZERO HUNGER
- 3 GOOD HEALTH AND WELL-BEING
- 4 QUALITY EDUCATION
- 8 DECENT WORK AND ECONOMIC GROWTH
- 10 REDUCED INEQUALITIES
- 11 SUSTAINABLE CITIES AND COMMUNITIES

# EVOLVING TO TOUCH LIVES IN MORE WAYS THAN ONE

WE HAVE A WIDE PORTFOLIO OF TYRES, PERFORMANCE AND SPECIALTY CHEMICALS, CATERING TO MORE THAN 200+ STRATEGIC PARTNERS GLOBALLY.

## Multiple End-Users



## Carbon Black

Our carbon black portfolio is diversified, comprehensive, and encompasses multiple grades classified by the stringent American Society for Testing and Materials (ASTM) standards. We go above and beyond by offering customised, high-performance products tailored to cater to the ever-evolving business landscape. This diverse range adds value to a wide variety of tyres and high-performance rubber goods, making it the volume driver in our business.

Carbon black and performance chemicals have the following downstream applications under two primary utilities:



### TYRES

- Passenger vehicle tyres
- Truck and bus tyres
- Off-the-road tyres
- Agricultural tyres
- Forestry tyres
- Two-wheeler tyres
- Three-wheeler tyres
- Cycle tyres
- Tyre retreading materials



### TECHNICAL AND HIGH-PERFORMANCE RUBBER GOODS

- Conveyor belts
- Construction
- Extrusions and profile
- Damping elements
- Hoses and ducting
- Power transmission belts (V belts)
- Rubber mats and shoe soles
- Rubber pads and caps
- Anti-vibration grommets
- Moulded rubber goods
- Seals and gaskets
- Rubber-to-metal bonded goods
- Unvulcanised sheets
- Adhesives
- Tubing

## CARBONEXT®

CarboNext grades have been designed with engineered morphology, having very high level of purity for specific rubber applications.



## Specialty Chemicals

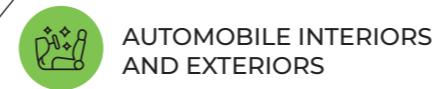
Our range of specialty chemical grades helps us to fulfil a diverse array of application requirements. From films and fibres to pipes and wires, our products are tailored to meet our customers' every need. We also offer specialised formulations for food contact plastics, conductive materials, engineering plastics, inks, paints, coatings, adhesives, sealants, and batteries. We provide the perfect solution for our customers' unique demands, regardless of industry or application.

## Our Brands



**Bleumina**, is the series of medium colour furnace that offers a touch of elegance and sophistication to the final product. Its exceptional jetness, surface smoothness, gloss, and durability make it a perfect fit for a variety of engineering plastics.

### IDEAL FOR



**NuTone**, the powder carbon black series, is known for its incredible gloss, superior colour, and excellent dispersion properties. Each grade is crafted to meet the market demand and customer needs for various ink applications and is highly recommended for different adhesive and sealant applications.

### IDEAL FOR



## Our New Brand

Under the **Energia** brand, we offer exceptional conductivity, superior dispersibility, and high purity. These grades cater to Conductive Polymer, Electrostatic Discharge (ESD), Wires & Cables, and Battery applications, meeting customers' specific requirements. We have optimised Energia's morphology to enhance end-user performance, maximising efficiency and effectiveness. Our goal is to deliver high-quality, technologically advanced solutions that meet the unique needs of our customers in various conductive applications.

## SPECIALTY CHEMICALS FIND THE FOLLOWING DOWNSTREAM APPLICATIONS

- Food Contact Plastic
- Synthetic Fibre and Textile Fabric
- Wires & Cables
- Film and Sheet Application
- Geotextile/Geomembrane
- Pressure Pipe
- Drip Irrigation Pipe System
- ESD and Conductive
- Plastic Moulded Parts
- Engineering Plastics
- Inks
- Paints
- Coatings
- Adhesives
- Sealants
- Batteries



# EVOLVING TO

## EMPOWER COMMUNITIES FOR A BETTER TOMORROW

In accordance with the Companies Act of 2013, as amended ('the Act') in conjunction with the Notification issued by the Ministry of Corporate Affairs and the corresponding regulations, PCBL has developed its Corporate Social Responsibility (CSR) Policy to align its CSR activities with the provisions outlined in Schedule VII of the Act. As a pioneering force in the Carbon Black industry in India, PCBL is committed to positively impacting the community by fostering inclusive growth in various areas, including education, healthcare, community development, agricultural and rural development, sports promotion, and environmental sustainability. PCBL recognises that alongside consistent economic performance, responsible environmental and social practices are crucial for holistic business growth.

Throughout its extensive existence, PCBL has consistently upheld its tradition of community service, striving to empower the underprivileged and facilitate their holistic development. PCBL's primary focus revolves around improving access to healthcare, education, environmental sustainability, community development, and overall holistic development for underprivileged individuals residing in proximity to its manufacturing units and other facilities. Moreover, PCBL's CSR Policy emphasises the optimal utilisation of its resources to enhance access to fundamental amenities for underserved populations.

By formalising and institutionalising its Corporate Social Responsibility efforts, PCBL aims to establish a comprehensive framework that guides the identification, execution, and monitoring of CSR projects in line with the Policy's principles. PCBL's unwavering dedication has always been towards contributing to the sustainable development of society and the environment, thereby creating a better future for generations to come. This Policy applies to all CSR initiatives and activities undertaken by PCBL for the betterment of diverse sections of society.

Our Company's CSR policy is placed on our website and the web-link for the same is:

<https://www.pcbltd.com/investor-relation/general-policies> .

### 43,900+

LIVES IMPACTED THROUGH CSR ACTIVITIES

CSR EXPENDITURE	(₹ in Crores)
FY 2022-23	8.50
FY 2021-22	8.66
FY 2020-21	8.12

### The CSR Committee

**MR. KAUSHIK ROY**  
Chairman

**MR. SHASHWAT GOENKA**  
Member

**MRS. RUSHA MITRA**  
Member







## Education

Education can bring about a major transformation in communities and processes. Understanding this, we are committed to supporting education, particularly for the underprivileged and disadvantaged sections of society.

We have made significant contributions to enhance school infrastructure, implement computer literacy programmes, facilitate tuition support, distribute free school materials, and provide funding for food distribution and cultural activities in schools.



## Community Development

We have made substantial contributions to enhance healthcare facilities in the surrounding communities. Our initiatives include constructing individual household toilets as part of the Swachh Bharat Abhiyan, extending medical assistance to the local community, improving hospital infrastructure, and organising pulse polio immunisation camps for children in nearby villages. These endeavours in the healthcare sector align with our dedication to fostering sustainable and inclusive communities.



## Rural Infrastructure

Around 66% of India's population resides in rural areas and these communities often encounter limited opportunities. In line with our mission to empower them, we have embarked on several initiatives to bolster rural infrastructure, offering financial assistance to projects in underdeveloped regions, improving transportation in rural areas, promoting agricultural and rural development, and allocating funds for village development.

Our efforts include construction of roads in rural areas surrounding our plants, distributing rations and food to underprivileged individuals in these regions, and contributing to civil work and development in nearby villages, thus directly contributing to the upliftment of the underprivileged in rural areas.



## Sports

We recognise the integral role of sports in promoting community health. As part of our commitment, we have actively encouraged women's participation and have made significant contributions towards the development of sports in Palej and West Bengal. By supporting sports initiatives, we aim to empower individuals and communities to lead healthier and more active lifestyles.



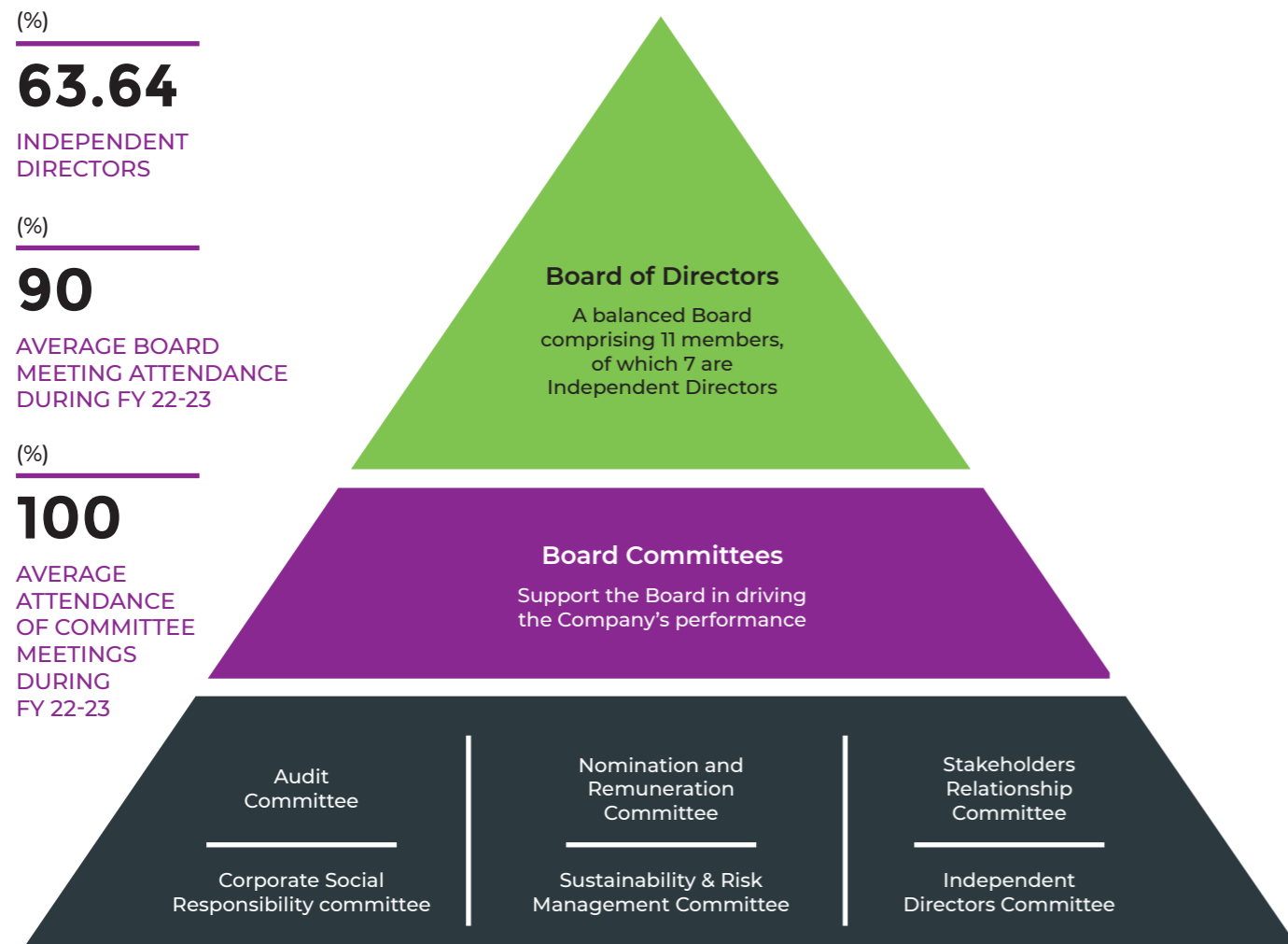


## ROBUST GOVERNANCE PRACTICES

# AGILE GOVERNANCE FOR AN EVOLVING LANDSCAPE

We prioritise good governance as the fundamental principle guiding our business operations, firmly committed to upholding the principles of sound corporate governance throughout our organisation. Our unwavering objective is to uphold the utmost standards of ethical behaviour and responsible practices. Through our resilient corporate governance framework, we strive for meaningful engagement with all stakeholders, adapting and evolving in accordance with the dynamic nature of the business landscape. Moreover, we have implemented stringent cyber security measures and data governance protocols to safeguard the confidentiality of sensitive employee and consumer information.

## Governance Framework



## Board Composition

Our Company's Board is composed of a balanced mix of Executive and Non-Executive Directors, with a total of eleven directors, including seven Independent Directors. Notably, our Board includes two women Directors, highlighting our commitment to gender diversity and inclusivity. Independent Directors make up the majority, accounting for 63.64% of the Board's composition. The expertise and knowledge of our Board members ensure the highest standards of corporate governance.

During the selection process, we prioritise individuals from diverse fields who possess the necessary skills, expertise, and experience to guide the organisation towards its strategic objectives. Our Board members bring a collective skill set encompassing sales and marketing, business and senior management, leadership and governance, legal and regulatory affairs, finance, accounting and risk management, ESG, cyber security, and relevant technologies.

Regular quarterly meetings of the Board provide a platform to review our Company's performance and benefit from the valuable insights and guidance of its members. These gatherings enable a comprehensive assessment of our operations and facilitate strategic decision-making.



### Approach Taken

- The Audit Committee and Nomination & Remuneration Committee are composed of independent directors only
- Appointed a Lead Independent Director
- Governance and Value Creation Grading (GVC) exercise by CRISIL Limited for FY 2022-23 is in process
- Board evaluation by a third-party

## Best Practices Followed by Our Company

### Prohibition of Insider Trading

In accordance with the SEBI Regulations on Prohibition of Insider Trading, we actively promote ethical conduct by senior management members and encourage them to refrain from engaging in share transactions with our Company or affiliated entities. To ensure adherence, we have implemented a robust code of conduct for Directors, senior management officers, and designated individuals. This code provides comprehensive guidelines on procedures and disclosures for share transactions. Additionally, we have launched an awareness campaign to reinforce understanding and compliance with the regulatory requirements surrounding insider trading.



The link for the same is as follows:  
[PCBL | Creating Awareness on Prohibition of Insider Trading - YouTube](#)



### Sexual Harassment Policy

Our Company has implemented a comprehensive Anti-Sexual Harassment Policy in compliance with the Sexual Harassment of Women at the Workplace (Prevention, Prohibition & Redressal) Act, 2013. This policy applies to all employees and establishes an Internal Complaints Committee (ICC) to address instances of sexual harassment. The ICC's primary objective is to protect women and facilitate prevention and redressal of complaints. To enhance awareness, we have introduced a dedicated module on sexual harassment. This module aims to educate employees, fostering a safe and respectful work environment. By providing information and guidelines, we strive to create a culture that actively prevents and addresses sexual harassment, emphasising the importance of a supportive atmosphere for all individuals in our organisation.



### Anti-Bribery Policy

We maintain an unwavering commitment to combat bribery and corruption, as reflected in our explicit zero-tolerance policy. Our anti-bribery policy reinforces our obligation to uphold anti-corruption legislation globally and guarantees compliance from all third-parties with whom we collaborate. This policy encompasses our entire workforce, including employees, officers, directors, consultants, and contractors. We firmly adopt a strict zero-tolerance stance towards any individuals found guilty of such misconduct, deeming it a severe breach of our ethical principles and values.

### Child Labour Policy

In order to establish a morally sound work environment, we adhere to the laws of our country, specifically focussing on creating a society free from child labour. Our commitment to this cause is evident through our strict compliance with the Child and Adolescent Labour (Prohibition and Regulation) Act of 1986. Our child labour policy encompasses the following key principles:

- ❶ No child is ever on our payroll or that of our supply chain partners
- ❷ We actively promote adherence to our child labour policy among our business partners and stress the importance of compliance. Moreover, we emphasise that any violation of the policy will result in significant consequences for the implicated partner, including the termination of our business relationship.

### Whistleblower Policy

We have implemented a comprehensive whistleblower policy that safeguards the rights of senior management, employees, and other personnel who utilise the reporting mechanism. This policy ensures that individuals can report concerns or wrongdoings without fear of reprisal. As part of the policy, direct access to the Chairperson of the Audit Committee is provided, ensuring a confidential and secure channel for reporting any violations or unethical practices. If any individual wishes to report concerns regarding whistleblowing, they are encouraged to send an email to our designated email address:

[pcbl.whistleblower@rpsg.in](mailto:pcbl.whistleblower@rpsg.in).

### Safety, Health and Environment Policy

Our adherence to the Safety, Health, and Environment (SHE) policy is of utmost importance to us. We demonstrate our compliance through the following measures:

- ❶ We prioritise a safe and healthy workplace for our employees, implementing stringent safety protocols, conducting risk assessments, and providing necessary equipment and training. We foster a culture of well-being, raise awareness of occupational hazards, and involve employees in safety initiatives
- ❷ We establish targets within the Safety, Health, and Environment (SHE) framework and regularly evaluate performance through periodic reviews. This allows us to track progress, identify areas for improvement, and ensure ongoing compliance with our SHE objectives
- ❸ Our primary focus is to eliminate hazards and minimise occupational health and safety risks within our operations. By doing so, we aim to enhance our control over processes and create a safer working environment for our employees
- ❹ We place great emphasis on educating our workers about the significance of Safety, Health, and Environment (SHE) practices. Through effective communication strategies, we strive to raise awareness among all stakeholders, including employees and external parties, regarding the importance of SHE. By promoting understanding and engagement, we foster a culture of safety and environmental consciousness throughout our organisation



### Building Capabilities

A key focus of our business is developing capabilities, driven by our primary objective of establishing a strong leadership pipeline. Notably, two heads of our existing plants, out of the four plants we operate, began their journey with our Company as Graduate Engineer Trainees (GET) in 2008 and 2009, showcasing our commitment to nurturing internal talent and providing growth opportunities.

To effectively manage talent review and succession planning, we have implemented a Succession Planning Module on the People Connect platform. This module helps identify and develop potential

leaders, ensuring smooth transitions and continuity in leadership roles.

Our business thrives on the collective expertise, experience, and passion of our workforce. As part of our sustainability efforts, we prioritise fostering a diverse and inclusive culture that attracts, retains, and develops a world-class team, contributing to our overall success. We maintain a well-balanced mix of young and experienced professionals, embracing diversity. Additionally, we take pride in having two women in senior leadership positions, underscoring our commitment to gender diversity and empowerment.



## Best Industry Practices, Policies, and Codes Adopted by PCBL are as Under:

- 🔗 **Sustainability Policy:** <https://www.pcblltd.com/responsibility/policy>
- 🔗 **Climate Change Policy:** <https://www.pcblltd.com/responsibility/policy>
- 🔗 **Supplier's Code of Conduct:** <https://www.pcblltd.com/responsibility/policy>
- 🔗 **Corporate Social Responsibility Policy (CSR):** <https://www.pcblltd.com/investor-relation/general-policies>
- 🔗 **Related Parties Policy:** <https://www.pcblltd.com/investor-relation/general-policies>
- 🔗 **Risk Management Policy:** <https://www.pcblltd.com/investor-relation/general-policies>
- 🔗 **Policy on Material Subsidiary:** <https://www.pcblltd.com/investor-relation/general-policies>
- 🔗 **Material Events Policy:** <https://www.pcblltd.com/investor-relation/general-policies>
- 🔗 **Policy on Preservation of Documents:** <https://www.pcblltd.com/investor-relation/general-policies>
- 🔗 **Insider Trading Prohibition Code:** <https://www.pcblltd.com/investor-relation/general-policies>
- 🔗 **Code of Conduct for Board Members and Senior Management:** <https://www.pcblltd.com/investor-relation/share-information/code-of-conduct>
- 🔗 **Familiarisation Programme for Independent Directors:** <https://www.pcblltd.com/investor-relation/general-policies>
- 🔗 **Whistleblower Policy:** <https://www.pcblltd.com/responsibility/policy>
- 🔗 **Anti-bribery Policy:** <https://www.pcblltd.com/responsibility/policy>
- 🔗 **Policy on Prevention of Sexual Harassment at Workplace (POSH):** <https://www.pcblltd.com/responsibility/policy>
- 🔗 **Remuneration Policy:** <https://www.pcblltd.com/investor-relation/general-policies>
- 🔗 **Quality Policy:** <https://www.pcblltd.com/responsibility/policy>
- 🔗 **Safety, Health & Environment Policy (SHE):** <https://www.pcblltd.com/responsibility/policy>
- 🔗 **Sustainable Procurement Policy:** <https://www.pcblltd.com/responsibility/policy>
- 🔗 **Succession Planning Policy for Board and Senior Management:** <https://www.pcblltd.com/investor-relation/general-policies>
- 🔗 **Dividend Distribution Policy:** <https://www.pcblltd.com/investor-relation/general-policies>
- 🔗 **Child Labour Policy:** <https://www.pcblltd.com/responsibility/policy>
- 🔗 **Ethics and Code of Conduct Policy:** <https://www.pcblltd.com/responsibility/policy>
- 🔗 **Equal Employment Opportunity Policy:** <https://www.pcblltd.com/responsibility/policy>
- 🔗 **Human Rights Policy:** <https://www.pcblltd.com/responsibility/policy>
- 🔗 **End-User Mobility & Data Security Policy:** <https://www.pcblltd.com/responsibility/policy>
- 🔗 **Prohibition of Anti-Competitive Practices Policy:** <https://www.pcblltd.com/investor-relation/general-policies>

## Board of Directors

Our Board of Directors is committed to maintaining the highest level of corporate governance standards by leveraging their vast experience and knowledge. Being eminent professionals from diverse fields, they possess the requisite skills, expertise, and experience to provide strategic guidance to the organisation. To ensure effective oversight and governance, the Board meets at least once a quarter to review our performance and provide valuable insights to drive future growth.



**DR. SANJIV GOENKA**  
Chairman



**KAUSHIK ROY**  
Managing Director



**PREETI GOENKA**  
Non-Executive Director



**SHASHWAT GOENKA**  
Non-Executive Director



**PARAS K CHOWDHARY**  
Non-Executive Independent Director



**PRADIP ROY**  
Non-Executive Independent Director



**RUSHA MITRA**  
Non-Executive Independent Director



**R K AGARWAL**  
Non-Executive Independent Director



**T C SUSEEL KUMAR**  
Non-Executive Independent Director



**K. JAIRAJ**  
Non-Executive Independent Director



**DR. S RAVI**  
Non-Executive Independent Director

- |                      |                                     |   |  |
|----------------------|-------------------------------------|---|--|
| Chairman/Chairperson | Audit Committee                     | Nomination & Remuneration Committee             | Sustainability and Risk Management Committee |
| Member               | Stakeholders Relationship Committee | Corporate Social Responsibility (CSR) Committee |  |

## Management Committee Members (MCM)

**KAUSHIK ROY**  
Managing Director

**SABYASACHI BHATTACHARYA**  
Chief – HR & IT

**KAUSHIK MUKHERJEE**  
Company Secretary & Chief Legal Officer

**RAJ KUMAR GUPTA**  
Chief Financial Officer

**VIJAY JOSHI**  
Chief – Operations

**JITEN KELUSKAR**  
Chief Procurement Officer

**GAUTAM KALIA**  
Chief – International Markets (Rubber Blacks)

**MAINACKYA GHOSH**  
Chief – National Markets (Rubber Blacks)

**LOHIT SHRINGI**  
Chief - Specialty Blacks

**GIRISH SINGH**  
Chief – Projects

**VALERIE SMITS**  
Head - Global R&D

# CORPORATE INFORMATION

## BOARD OF DIRECTORS

**Dr. Sanjiv Goenka**  
Chairman

**Kaushik Roy**  
Managing Director

**Preeti Goenka**  
Non-Executive Director

**Shashwat Goenka**  
Non-Executive Director

**Paras K Chowdhary**  
Non-Executive Independent Director

**Pradip Roy**  
Non-Executive Independent Director

**Rusha Mitra**  
Non-Executive Independent Director

**R K Agarwal**  
Non-Executive Independent Director

**T C Suseel Kumar**  
Non-Executive Independent Director

**K. Jairaj**  
Non-Executive Independent Director

**Dr. S Ravi** (w.e.f 15 March, 2023)  
Non-Executive Independent Director

**COMPANY SECRETARY & CHIEF LEGAL OFFICER**  
Kaushik Mukherjee

**CHIEF FINANCIAL OFFICER**  
Raj Kumar Gupta

**AUDITORS**  
S. R. Batliboi & CO., LLP  
Chartered Accountants

**SOLICITORS**  
Khaitan & Co.

**BANKERS**  
Bank of Baroda  
ICICI Bank Limited  
HDFC Bank Limited  
IDFC First Bank Limited (Previously IDFC Bank Limited)  
Axis Bank Limited  
DBS Bank India Limited  
The Hongkong and Shanghai Banking Corporation Limited  
Standard Chartered Bank  
Kotak Mahindra Bank Limited  
Export-Import Bank of India

## REGISTERED OFFICE

PCBL Limited  
(Formerly known as Phillips Carbon Black Limited)  
31, Netaji Subhas Road  
Kolkata – 700 001  
West Bengal, India  
Phone: +91 33 6625 1443  
Fax: +91 2230 6844/2243 6681  
CIN: L23109WB1960PLC024602  
Email: pcbl@rpsg.in

## CORPORATE OFFICE

PCBL Limited  
(Formerly known as Phillips Carbon Black Limited)  
RPSG House, 4th Floor  
2/4 Judges Court Road  
Kolkata – 700 027  
West Bengal, India  
Phone: +91 33 4087 0500/0600  
Email: pcbl@rpsg.in

## MANUFACTURING UNITS

**Durgapur**  
PCBL Limited  
27, R N Mukherjee Road  
Dist: Paschim Burdwan  
Durgapur – 713 201  
West Bengal, India  
Phone: +91 74790 37118  
Email: pcbl.durgapur@rpsg.in

**Kochi**  
PCBL Limited  
Brahmapuram, Karimugal  
Kochi – 682 303  
Kerala, India  
Phone: +91 48427 88158/116  
Email: pcbl.kochi@rpsg.in

**Mundra**  
PCBL Limited  
Survey No. 47, SH 46  
Mokha  
Mundra - 370 421  
Gujarat, India  
Phone: +91 2838 283634/619201  
Email: pcbl.mundra@rpsg.in

**Palej**  
PCBL Limited  
National Highway No. 8  
Palej - 392 220  
Gujarat, India  
Phone: +91 26422 77902  
Email: pcbl.palej@rpsg.in

## REGIONAL OFFICES

**Chennai**  
PCBL Limited  
Level 5, Prestige Palladium Bayan  
No. 129, Greams Road,  
Chennai – 600 006  
Tamil Nadu, India  
Phone: (044) 4654 9316  
Fax: (044) 2855 3257  
Email: pcbl.chennai@rpsg.in

**Delhi**  
PCBL Limited  
315, Third Floor, MGF Metropolis  
M.G. Road, Gurgaon – 122 002  
Haryana, India  
Phone: (0124) 4031 975/235 2924  
Email: pcbl.delhi@rpsg.in

**Mumbai**  
PCBL Limited  
Zenith Building, Hiranandani Circle  
Hiranandani Business Park  
Thane - 400 607  
Maharashtra, India  
Phone: 9619230088/9619680428  
Email: pcbl.mumbai@rpsg.in

**BRANCH OFFICE**  
PCBL Limited  
7822 Ghislenghien  
Rue des Foudriers 1, Belgium  
Phone: +32 6826 5800  
Email: belgium.ic@rpsg.in

**GLOBAL R&D CENTRE**  
Sushila Goenka Research & Development Centre  
PCBL Limited  
National Highway No 8  
Palej - 392 220  
Gujarat, India  
Phone: +91 02642 277158  
+91 02642 244069  
Email: research.development@rpsg.in

**INNOVATION CENTRE**  
Sushila Goenka Innovation Centre  
PCBL Limited  
7822 Ghislenghien,  
Rue des Foudriers 1, Belgium  
Phone: +32 6826 5800  
Email: belgium.ic@rpsg.in

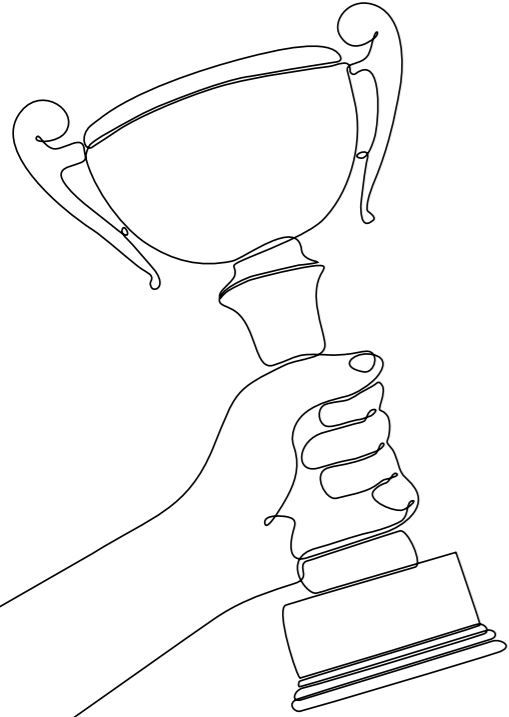
**MARKETS**  
National: pcbl.india@rpsg.in

**INTERNATIONAL**  
Global: pcbl.international@rpsg.in  
Europe: pcbl.europe@rpsg.in  
Japan: adrian.koh@rpsg.in  
Vietnam: thuy.tran@rpsg.in  
Korea: youngsup.kim@rpsg.in  
USA: paul.abosch@rpsg.in

**SPECIALTY BLACKS**  
pcbl.specialtyblack@rpsg.in



# AWARDS & RECOGNITIONS



PCBL's Kochi Unit received sreshta suraksha puraskar from National Safety Council, Kerala Chapter for Outstanding Safety Performance in the year 2022



PCBL has been awarded the Export Excellence Award by Chemexcil



Awarded Champions at the Confederation of Indian Industry National Lean Competition 2022 to PCBL Durgapur



Outstanding Performance for Quality by CEAT at the WeConnect Virtual Conference



Outstanding Performance in Digital Initiatives by CEAT at the WeConnect Virtual Conference



First Runner Up Award at the 34th CII National Level Quality Circle Competition 2022 was awarded to team PCBL Durgapur



Team PCBL Durgapur was awarded gold by QCFI.



Team from PCBL Mundra was awarded gold by QCFI



PCBL received Export Merit Award from AIRIA.



## PCBL LIMITED

(Formerly known as Phillips Carbon Black Limited)

CIN: L23109WB1960PLC024602

Regd. Office: 31, Netaji Subhas Road, Kolkata - 700 001

Tel: (033)-6625-1443; Fax: 033-2230-6844/2243-6681

E-mail: pcbl@rpsg.in; Website: www.pcblttd.com

## NOTICE TO THE MEMBERS

Notice is hereby given that the Sixty- second Annual General Meeting (AGM) of the Members of PCBL Limited will be held on Tuesday, the 11th day of July, 2023, at 10:30 A.M. Indian Standard Time (“IST”), through Video Conferencing/ Other Audio Visual Means (“VC/OAVM”) facility, to transact following business:

### ORDINARY BUSINESS:

1. To receive, consider and adopt the Audited Financial Statements of the Company for the year ended 31 March, 2023 including Consolidated Audited Financial Statements for the year ended on that date together with the Reports of the Board of Directors and the Auditors thereon.
2. To take on record the payment of Interim Dividend @ 550%, (i.e. ₹ 5.50/- per equity share of Re. 1/- each, for the financial year ended 31 March, 2023.
3. To appoint a Director in place of Dr. Sanjiv Goenka (holding DIN 00074796), who retires by rotation and, being eligible, offers himself for re-appointment.

### Registered Office

31, Netaji Subhas Road  
Kolkata – 700 001  
CIN: L23109WB1960PLC024602

Place:- Kolkata  
Date:- 15 May, 2023

### SPECIAL BUSINESS:

To consider, and if thought fit, to pass with or without modification(s) the following Resolution:

4. (As an Ordinary Resolution)

**“Resolved that** pursuant to the provisions of Section 148 of the Companies Act, 2013 and other applicable provisions, if any, read with Rule 14 of the Companies (Audit and Auditors) Rules, 2014, and the Companies (Cost Records and Audit) Rules, 2014 (including any statutory modification(s) or re-enactment thereof, for the time being in force), the consent of the Members of the Company be and is hereby accorded to the ratification of the remuneration of M/s. Shome & Banerjee, Cost Accountants, (Firm Registration No 000001), appointed as the Cost Auditors by the Board of Directors of the Company (**“the Board”**) for the financial year ending 31 March, 2024 to conduct cost audits relating to cost records of the Company and that the said Cost Auditors be paid a remuneration of ₹ 5,50,000/- (Rupees Five Lakhs Fifty Thousand only) plus applicable taxes.

**Resolved further that,** the Board be and is hereby authorised to do all acts and take all such steps as may be necessary, proper or expedient to give effect to the aforesaid Resolution.”

### By Order of the Board

**Kaushik Mukherjee**  
Company Secretary  
(Membership No: F5000)

### NOTES:

1. A Statement pursuant to Section 102 of the Companies Act, 2013, (“the Act”) setting out material facts relating to the Special Business to be transacted at the AGM is annexed hereto.
2. **General instructions for accessing and participating in the 62nd AGM through Video Conferencing (VC)/ Other Audio-Visual Means (OAVM) Facility:**
  - A. The Ministry of Corporate Affairs, Government of India (“MCA”) vide its General Circular Nos. 20/2020 and 10/2022 dated 5 May 2020 and 28 December 2022, respectively, and other circulars issued in this respect (“MCA Circulars”) allowed, inter-alia, conduct of AGMs through Video Conferencing/ Other Audio-Visual Means (“VC/OAVM”) facility on or before 30 September 2023, in accordance with the requirements provided in paragraphs 3 and 4 of the MCA General Circular No. 20/2020. The Securities and Exchange Board of India (“SEBI”) also vide its Circular No. SEBI/HO/CFD/PoD-2/P/CIR/2023/4 dated 5 January 2023 (“SEBI Circular”) has provided certain relaxations from compliance with certain provisions of the SEBI (Listing Obligations and Disclosure Requirements, 2015 (“SEBI Listing Regulations”). In compliance with these Circulars, provisions of the Act and the SEBI Listing Regulations, the 62nd AGM of the Company is being conducted through VC/ OAVM facility, which does not require physical presence of Members at a common venue. The deemed venue for the 62nd AGM shall be the Corporate Office of the Company situated at 2/4 Judges Court Road, Alipore, Kolkata – 700027. Hence, Members can attend and participate in the AGM through VC/OAVM only. The detailed procedure for participating in the Meeting through VC/OAVM is annexed herewith (Refer Serial No. 26 of these Notes).

### VC/OAVM – MAJOR GUIDELINES:

- (a) Members are requested to join the AGM through VC/OAVM mode not later than 10:15 am IST by clicking on the link <https://www.evoting.nsdl.com> under Members login, where the EVEN of the Company will be displayed, by using the Remote E-Voting credentials and following the procedures mentioned later in these Notes (Refer to Serial No. 26). Facility for joining the VC/OAVM shall be kept open for the Members from 10:00 a.m. IST and may be closed at 10:45 a.m. IST or thereafter.

- (b) Members may note that the VC/OAVM Facility provided by NSDL, allows participation of atleast 1,000 Members on a first-come-first-served basis. The large shareholders (i.e. shareholders holding 2% or more shareholding), promoters, institutional investors, directors, key managerial personnel, the Chairpersons of the Audit Committee, Nomination and Remuneration Committee and Stakeholders Relationship Committee, auditors, etc. can attend the 62nd AGM without any restriction on account of first-come-first-served principle.
  - (c) (i) Members are requested to express their views/send their queries in advance mentioning their name, DP ID and Client ID number /Folio No., email ID, mobile no. at pcbl.agm2023@rpsg.in till 4 p.m. (IST) on Friday, the 7th day of July, 2023.
  - (ii) Members who would like to ask questions during the Sixty-second AGM of the Company need to register themselves as a speaker by sending their requests preferably along with their questions mentioning their name, DP ID and Client ID number/folio number, email id, mobile number, to reach the Company’s email address at pcbl.agm2023@rpsg.in latest by 4 p.m. (IST) on Friday, the 7th day of July, 2023.
  - (d) When a pre-registered speaker is invited to speak at the meeting but he / she does not respond, the next speaker will be invited to speak. Accordingly, all speakers are requested to get connected to a device with a video/ camera along with good internet speed.
  - (e) The Company reserves the right to restrict the number of questions and number of speakers, as appropriate, for smooth conduct of the AGM.
- B In terms of the MCA Circulars, physical attendance of members has been dispensed with and therefore, there is no requirement of appointment of proxies. Accordingly, the facility of appointment of proxies by Members under Section 105 of the Act will not be available for the 62nd AGM. However, in pursuance of Section 112 and Section 113 of the Act, the representatives of the Members may be appointed for the purpose of voting through remote e-Voting through Board Resolution/Power of Attorney/ Authority Letter etc. for participation in the 62nd AGM through VC/ OAVM facility and e-Voting during the 62nd AGM. Since the 62nd AGM is being held through VC / OAVM facility, the Route Map is not annexed in this Notice.



- C In line with the MCA Circulars, this Notice and the Annual Report for the financial year 2022-23, will be available on the website of the Company at [www.pcblltd.com](http://www.pcblltd.com), on the websites of the Stock Exchanges, namely, National Stock Exchange (NSE) at [www.nseindia.com](http://www.nseindia.com), and BSE Limited (BSE) at [www.bseindia.com](http://www.bseindia.com) and also on the website of National Securities Depository Limited (NSDL) (Agency for providing the Remote e-Voting facility) at [www.evoting.nsdl.com](http://www.evoting.nsdl.com).
- D Pursuant to the provisions of Section 108 of the Act read with Rule 20 of the Companies (Management and Administration) Rules, 2014 (as amended), Secretarial Standard on General Meetings (SS-2) issued by the Institute of Company Secretaries of India ("ICSI") and Regulation 44 of the SEBI Listing Regulations read with MCA Circulars, as amended from time to time, the Company is providing remote e-Voting facility to its Members in respect of the business to be transacted at the 62nd AGM and facility for those Members participating in the 62nd AGM to cast vote through e-Voting system during the 62nd AGM. For this purpose, the Company has entered into an agreement with National Securities Depository Limited (NSDL) as the authorised agency for facilitating voting through electronic means.
- E NSDL will be providing facilities for voting through remote e – Voting and VC/ OAVM facility for participation in the 62nd AGM.
- F The attendance of the Members participating in the 62nd AGM through VC/OAVM facility using their login credentials shall be counted for the purpose of reckoning the quorum under Section 103 of the Act.
3. The business set out in the Notice will be transacted through remote electronic voting system and the Company is providing facility for voting by remote electronic means. Instructions and other information relating to E-voting are given in the Notice under Note No. 26 hereunder.
4. Electronic copy of the Annual Report for the financial year 2022-23 is being sent to all the Members whose email addresses are registered with the Company/ Depository Participant(s) for communication purposes.
5. Electronic copy of this Notice of the 62nd AGM of the Company, inter-alia, indicating the process and manner of electronic voting ("e-voting") is being sent to all the Members whose email

addresses are registered with the Company/ Depository Participant(s) for communication purposes unless any Member has requested for a hard copy of the same.

In case any Member is desirous of obtaining hard copy of the Annual Report for the financial year 2022-23 and Notice of the 62nd AGM of the Company, may send request to the Company's email address at [pcbll.investor@rpsg.in](mailto:pcbll.investor@rpsg.in) mentioning their Folio No./ DP ID and Client ID.

6. Members, whose email address, bank account details or mobile number is not registered with the Company or with their respective Depository Participant(s) ['DPs'], and who wish to receive the Notice of the 62nd AGM and the Annual Report for the financial year 2022-23 and all other communication sent by the Company, from time to time, can get their email address, bank account details and mobile number registered by following the steps as given below:-
- A. Members holding shares in physical form may send scanned copy of a signed request letter mentioning the folio number, name, complete address, email address to be registered along with scanned self attested copy of the PAN and any document (such as Driving License, Passport, Bank Statement, AADHAR) supporting the registered address of the Member, by email to the RTA's email address – [kolkata@linkintime.co.in](mailto:kolkata@linkintime.co.in).
- B. Members holding shares in Demat mode may update the email address, bank account details and mobile number through their respective Depository Participant(s).
7. The Register of Members and Share Transfer Books of the Company shall remain closed from the 5th day of July, 2023 to the 11th day of July, 2023 (both days inclusive).
8. An interim dividend @ 550% (i.e. ₹ 5.50/- per equity share of Re. 1/- each), was declared at the Meeting of the Board of Directors of the Company held on 31 January, 2023 to those Members whose names appeared on the Company's Register of Members, or appeared as beneficial owners at the close of business on 10 February, 2023 ('Record Date') and the same was paid on and from 21 February, 2023. The Board of Directors wish to conserve resources for future expansion and growth of the Company. Hence, the Board of Directors

have not recommended the final dividend, the payment of interim dividend may be treated as final dividend for financial year 2022-23.

9. Pursuant to the provisions of the Income Tax Act, 1961 ("the IT Act"), dividend income is taxable in the hands of the Members and the Company is required to deduct tax at source ("TDS") from the dividend paid to the Members at rates prescribed in the IT Act. In general, to enable compliance with TDS requirements, Members are requested to complete and/or update their Residential Status, PAN, Category as per the IT Act with their Depository Participant(s) or in case shares are held in physical form, with the Company by sending email to the Company's email address at [pcbll.investor@rpsg.in](mailto:pcbll.investor@rpsg.in) or by email to the RTA's mail address at [kolkata@linkintime.co.in](mailto:kolkata@linkintime.co.in). For details, Members may refer to the Communication related to TDS on Dividend available in the 'Investors Relations' Section on the website of the Company at [www.pcblltd.com](http://www.pcblltd.com).
10. The dividend/s, if any, approved by the Members or declared by the Board of Directors of the Company from time to time, will be paid as per the mandate registered with the Company or with their respective Depository Participants.
11. Further, in order to receive dividend/s in a timely manner, Members holding shares in physical mode, who have not updated their mandate for receiving the dividends directly in their bank accounts through Electronic Clearing Service or any other means ("Electronic Bank Mandate"), can register their Electronic Bank Mandate to receive dividends directly into their bank account electronically or any other means, by sending scanned copy of the following details/ documents by email to the RTA's email address – [kolkata@linkintime.co.in](mailto:kolkata@linkintime.co.in) or to the Company's email address at [pcbll.investor@rpsg.in](mailto:pcbll.investor@rpsg.in):
- (a) signed request letter mentioning your name, folio number, complete address and following details relating to bank account in which the dividend is to be received:
- (i) Name and Branch of Bank and Bank Account type;
- (ii) Bank Account Number allotted by your bank after implementation of Core Banking Solutions;
- (iii) 11-digit IFSC Code;
- (b) self-attested scanned copy of cancelled cheque bearing the name of the Member or first holder, in case shares are held jointly;

- (c) self attested scanned copy of the PAN Card; and
- (d) self attested scanned copy of any document (such as AADHAR Card, Driving Licence, Election Identity Card, Passport) in support of the address of the Member, as registered with the Company.

For the Members holding shares in Demat mode, please update your Electronic Bank Mandate through your Depository Participant/s.

12. In the event the Company is unable to pay the dividend to any Member directly in their bank accounts through Electronic Clearing Service or any other electronic means, due to non-registration of the Electronic Bank Mandate or other reasons whatsoever, the Company shall follow SEBI Circular bearing reference no: SEBI/HO/MIRSD/MIRSD-PoD-1/P/CIR/2023/37 dated 16 March, 2023 in supersession of earlier circulars issued by SEBI from time to time for such disbursement.
13. Pursuant to the provisions of Section 124 and Section 125 of the Act, Investor Education and Protection Fund Authority (Accounting, Audit, Transfer and Refund) Rules, 2016 ("IEPF Rules") read with the relevant circulars and amendments thereto, the amount of dividend remaining unpaid or unclaimed for a period of seven consecutive years from the due date is required to be transferred to the Investor Education and Protection Fund ("IEPF"), constituted by the Central Government. The Company had, accordingly, transferred ₹ 5,54,681 (Rupees Five Lakhs fifty four thousand six hundred and eight one only) being the unpaid and unclaimed dividend amount pertaining to the Final Dividend for the Financial Year 2014-15 on 5 September, 2022.

The Company has been sending reminders to Members having unpaid / unclaimed dividends before transfer of such dividend(s) to IEPF. Details of the unpaid/ unclaimed dividend are also uploaded on the website of the Company at [www.pcblltd.com](http://www.pcblltd.com). Accordingly, Members, who have not yet encashed their dividend pertaining to the Final Dividend for Financial Year 2015-16 are advised to write to the Company immediately claiming dividends declared by the Company. The Final Dividend for the Financial Year 2015-16 is due to be transferred to the IEPF Fund immediately after 26 August, 2023. In case valid claim is not received by that date, the Company will also proceed to transfer

the respective shares to the Demat Account of the IEPF Authority ('IEPF Account') in terms of the IEPF Rules by following the prescribed procedure.

14. Pursuant to the provisions of IEPF Rules, all shares in respect of which dividend remains unpaid or unclaimed for seven consecutive years shall be transferred by the Company to the IEPF Account within a period of thirty days of such shares becoming due to be transferred to the IEPF Account. Accordingly, the Company transferred 3,84,990 Equity Shares of the face value of Re. 1/- each to the IEPF Account pertaining to the Financial Year 2014-15, on which the dividends remained unpaid or unclaimed for seven consecutive years with reference to the due date of 5 September, 2022 after following the prescribed procedure. In this regard, the Company has individually informed the Members concerned and also published the notice in the newspapers as per the IEPF Rules. The details of such Members and shares transferred for the Financial Year 2014-15 are uploaded in the "Investor Relations" Section of the website of the Company viz. www.pcblltd.com. Mr. Kaushik Mukherjee, Company Secretary & Chief Legal Officer is the Nodal Officer of the Company for the purpose of verification of such claims.
15. To prevent fraudulent transactions, Members are advised to exercise due diligence and notify the Company of any change in address or demise of any Member as soon as possible. Members are also advised to not leave their Demat account(s) dormant for long. Periodic statement of holdings should be obtained from the concerned Depository Participant and holdings should be verified from time to time.
16. Nomination facility as per the provisions of Section 72 of the Act is available to individuals holding shares in the Company. Members can nominate a person in respect of all the shares held by him singly or jointly. Members holding shares in physical form and who have not yet registered their nomination are requested to register the same by submitting Form No. SH-13. If a Member desires to opt out or cancel the earlier nomination and record a fresh nomination, he/ she may submit the same in Form ISR-3 or SH-14 as the case may be. The said forms can be downloaded from the website of the Company and RTA. Members holding shares in electronic form may approach their respective DPs for completing the nomination formalities.
17. The Securities and Exchange Board of India (SEBI) has mandated furnishing of PAN, KYC details (i.e., Postal Address with PIN Code, email address, mobile number, bank account details) and nomination details by holders of securities in prescribed forms. Effective from 1 January 2022, any service requests or complaints received from the Member, are being processed by RTA on receipt of aforesaid details / documents. On or after 1 April 2023, in case any of the above cited documents/ details are not available in the Folio(s), in terms of SEBI circulars, RTA shall be constrained to freeze such Folio(s).
18. SEBI has mandated that securities of listed companies can be transferred only in dematerialised form. In view of the above and to avail various benefits of dematerialisation, Members are advised to dematerialise shares held by them in physical form, for ease in portfolio management.
19. Members may please note that SEBI vide its Circular No. SEBI/HO/MIRSD/MIRSD\_RTAMB/P/CIR/2022/8 dated 25 January 2022 has mandated the listed companies to issue securities in dematerialised form only while processing service requests, viz. Issue of duplicate securities certificate; renewal/exchange of securities certificate; endorsement; sub-division/splitting of securities certificate; consolidation of securities certificates/folios; transmission and transposition. Further SEBI vide its circular No. SEBI/HO/MIRSD/MIRSD\_RTAMB/P/CIR/2022/65 dated 18 May 2022 has simplified the procedure and standardised the formats of documents for transmission of securities. Accordingly, Members are requested to make service requests by submitting a duly filled and signed Form ISR-4 & ISR-5, as the case may be. The said form can be downloaded from the website of the RTA.
20. Members holding shares in physical form in identical order of names in more than one folio are requested to send to the Company or Registrar and Share Transfer Agent, the details of such folios together with the share certificates for consolidating their holdings in one folio. A consolidated share certificate will be returned to such Members after making requisite changes thereon.
21. Non-resident Indian Members are requested to inform Company's Registrar and Share Transfer Agent, Link Intime India Private Limited ('RTA'), immediately of:
  - (a) Change in their residential status on return to India for permanent settlement.
  - (b) Particulars of their bank account maintained in India with complete name, branch, account type, account number and address of the bank with pin code number, if not furnished earlier.
22. Documents referred to in the accompanying Notice of the 62nd AGM and the Explanatory Statement shall be available for inspection in the 'Investor Relations' section of the website of the Company at www.pcblltd.com.
23. The Register of Directors and Key Managerial Personnel and their shareholding maintained under Section 170 of the Act and the Register of Contracts and Arrangements in which Directors are interested maintained under Section 189 of the Act shall be made available at the commencement of the meeting and shall remain open and accessible to the Members during the continuance of the 62nd AGM. During the 62nd AGM, Members may access the scanned copy of these documents, upon Logging into NSDL e-Voting system at <https://www.evoting.nsdl.com>.
24. Details as required under Regulation 36 of the SEBI Listing Regulations and Secretarial Standard on General Meeting (SS-2) issued by the Institute of Company Secretaries of India, in respect of the appointment of Director seeking re-appointment at the 62nd AGM, forms an integral part of the Notice of the 62nd AGM. Requisite declarations have been received from the Director seeking re-appointment.
25. To support the 'Green Initiative', the Members who have not registered their e-mail addresses are requested to register the same with the Company's RTA/Depositories for receiving all communications including Annual Reports, Notices, Circulars etc. from the Company electronically.

## 26. INSTRUCTIONS FOR MEMBERS FOR REMOTE E-VOTING AND JOINING AGM THROUGH VC/OAVM ARE AS UNDER:-

The remote e-voting period begins on 8th July, 2023 at 9:00 A.M. (IST) and ends on 10th July, 2023 at 5:00 P.M. (IST). The remote e-voting module shall be disabled by NSDL for voting thereafter. The Members, whose names appear in the Register of Members / Beneficial Owners as on the cut-off date of Tuesday, the 4th day of July, 2023 may cast their vote electronically. The voting right of shareholders shall be in proportion to their share in the paid-up equity share capital of the Company as on the cut-off date, being Tuesday, the 4th day of July, 2023.

A person who is not a Member as on the cut-off date should treat this Notice of the 62nd AGM for information purpose only. Once the vote on a Resolution is cast by the Member, the Member shall not be allowed to change it subsequently.

### A) How do I vote electronically using NSDL e-Voting system?

The way to vote electronically on NSDL e-Voting system consists of "Two Steps" which are mentioned below:





#### Step 1: Access to NSDL e-Voting system

#### A. Login method for e-Voting and joining virtual meeting for Individual shareholders holding securities in demat mode

In terms of SEBI circular dated 9 December, 2020 on e-Voting facility provided by Listed Companies, Individual shareholders holding securities in demat mode are allowed to vote through their demat account maintained with Depositories and Depository Participants. Shareholders are advised to update their mobile number and email Id in their demat accounts in order to access e-Voting facility.



Login method for Individual shareholders holding securities in demat mode is given below:

Type of shareholders	Login Method
<b>Individual Shareholders holding securities in demat mode with NSDL.</b>	<ol style="list-style-type: none"> <li>Existing IDeAS user can visit the e-Services website of NSDL Viz. <a href="https://eservices.nsdl.com">https://eservices.nsdl.com</a> either on a Personal Computer or on a mobile. On the e-Services home page click on the “<b>Beneficial Owner</b>” icon under “<b>Login</b>” which is available under ‘IDeAS’ section, this will prompt you to enter your existing User ID and Password. After successful authentication, you will be able to see e-Voting services under Value added services. Click on “<b>Access to e-Voting</b>” under e-Voting services and you will be able to see e-Voting page. Click on company name or e-Voting service provider i.e. NSDL and you will be re-directed to e-Voting website of NSDL for casting your vote during the remote e-Voting period or joining virtual meeting &amp; voting during the meeting.</li> <li>If you are not registered for IDeAS e-Services, option to register is available at <a href="https://eservices.nsdl.com">https://eservices.nsdl.com</a>. Select “<b>Register Online for IDeAS Portal</b>” or click at <a href="https://eservices.nsdl.com/SecureWeb/IdeasDirectReg.jsp">https://eservices.nsdl.com/SecureWeb/IdeasDirectReg.jsp</a></li> <li>Visit the e-Voting website of NSDL. Open web browser by typing the following URL: <a href="https://www.evoting.nsdl.com/">https://www.evoting.nsdl.com/</a> either on a Personal Computer or on a mobile. Once the home page of e-Voting system is launched, click on the icon “<b>Login</b>” which is available under ‘Shareholder/Member’ section. A new screen will open. You will have to enter your User ID (i.e. your sixteen digit demat account number hold with NSDL), Password/OTP and a Verification Code as shown on the screen. After successful authentication, you will be redirected to NSDL Depository site wherein you can see e-Voting page. Click on company name or e-Voting service provider i.e. NSDL and you will be redirected to e-Voting website of NSDL for casting your vote during the remote e-Voting period or joining virtual meeting &amp; voting during the meeting.</li> <li>Shareholders/Members can also download NSDL Mobile App “<b>NSDL Speede</b>” facility by scanning the QR code mentioned below for seamless voting experience.</li> </ol> <p><b>NSDL Mobile App is available on</b></p> <p>   </p> <div style="display: flex; justify-content: space-around;">   </div>

Type of shareholders	Login Method
<b>Individual Shareholders holding securities in demat mode with CDSL</b>	<ol style="list-style-type: none"> <li>Users who have opted for CDSL Easi / Easiest facility, can login through their existing user id and password. Option will be made available to reach e-Voting page without any further authentication. The users to login Easi /Easiest are requested to visit CDSL website <a href="http://www.cdslindia.com">www.cdslindia.com</a> and click on login icon &amp; New System Myeasi Tab and then user your existing my easi username &amp; password.</li> <li>After successful login the Easi / Easiest user will be able to see the e-Voting option for eligible companies where the evoting is in progress as per the information provided by company. On clicking the evoting option, the user will be able to see e-Voting page of the e-Voting service provider for casting your vote during the remote e-Voting period or joining virtual meeting &amp; voting during the meeting. Additionally, there is also links provided to access the system of all e-Voting Service Providers, so that the user can visit the e-Voting service providers' website directly.</li> <li>If the user is not registered for Easi/Easiest, option to register is available at CDSL website <a href="http://www.cdslindia.com">www.cdslindia.com</a> and click on login &amp; New System Myeasi Tab and then click on registration option.</li> <li>Alternatively, the user can directly access e-Voting page by providing Demat Account Number and PAN No. from a e-Voting link available on <a href="http://www.cdslindia.com">www.cdslindia.com</a> home page. The system will authenticate the user by sending OTP on registered Mobile &amp; Email as recorded in the Demat Account. After successful authentication, user will be able to see the e-Voting option where the e-voting is in progress and also able to directly access the system of all e-Voting Service Providers.</li> </ol>
<b>Individual Shareholders (holding securities in demat mode) login through their depository participants</b>	You can also login using the login credentials of your demat account through your Depository Participant registered with NSDL/CDSL for e-Voting facility. upon logging in, you will be able to see e-Voting option. Click on e-Voting option, you will be redirected to NSDL/CDSL Depository site after successful authentication, wherein you can see e-Voting feature. Click on company name or e-Voting service provider i.e. NSDL and you will be redirected to e-Voting website of NSDL for casting your vote during the remote e-Voting period or joining virtual meeting & voting during the meeting.

**Important note:** Members who are unable to retrieve User ID/ Password are advised to use Forget User ID and Forget Password option available at abovementioned website.

**Helpdesk for Individual Shareholders holding securities in demat mode for any technical issues related to login through Depository i.e. NSDL and CDSL.**

Login type	Helpdesk details
<b>Individual Shareholders holding securities in demat mode with NSDL</b>	Members facing any technical issue in login can contact NSDL helpdesk by sending a request at <a href="mailto:evoting@nsdl.co.in">evoting@nsdl.co.in</a> or call at 022 - 4886 7000 and 022 - 2499 7000
<b>Individual Shareholders holding securities in demat mode with CDSL</b>	Members facing any technical issue in login can contact CDSL helpdesk by sending a request at <a href="mailto:helpdesk.evoting@cdslindia.com">helpdesk.evoting@cdslindia.com</a> or contact at toll free no. 1800 22 55 33

## B) Login Method for e-Voting and joining virtual meeting for shareholders other than Individual shareholders holding securities in demat mode and shareholders holding securities in physical mode.

### How to Log-in to NSDL e-Voting website?

1. Visit the e-Voting website of NSDL. Open web browser by typing the following URL: <https://www.evoting.nsdl.com/> either on a Personal Computer or on a mobile.
2. Once the home page of e-Voting system is launched, click on the icon "Login" which is available under 'Shareholder/Member' section.
3. A new screen will open. You will have to enter your User ID, your Password/OTP and a Verification Code as shown on the screen.
4. Alternatively, if you are registered for NSDL eservices i.e. IDEAS, you can log-in at <https://eservices.nsdl.com/> with your existing IDEAS login. Once you log-in to NSDL eservices after using your log-in credentials, click on e-Voting and you can proceed to Step 2 i.e. Cast your vote electronically.

Your User ID details are given below:

Manner of holding shares i.e. Demat (NSDL or CDSL) or Physical	Your User ID is
a) For Members who hold shares in demat account with NSDL.	8 Character DP ID followed by 8 Digit Client ID For example if your DP ID is IN300*** and Client ID is 12***** then your user ID is IN300***12*****.
b) For Members who hold shares in demat account with CDSL.	16 Digit Beneficiary ID For example if your Beneficiary ID is 12***** then your user ID is 12*****.
c) For Members holding shares in Physical Form.	EVEN Number followed by Folio Number registered with the Company For example if folio number is 001*** and EVEN is 124189 then user ID is 124189001***

5. Password details for shareholders other than Individual shareholders are given below:
  - (a) If you are already registered for e-Voting, then you can use your existing password to login and cast your vote.
  - (b) If you are using NSDL e-Voting system for the first time, you will need to retrieve the 'initial password' which was communicated to you. Once you retrieve your 'initial password', you need to enter the 'initial password' and the system will force you to change your password.
  - (c) How to retrieve your 'initial password'?
    - (i) If your email ID is registered in your demat account or with the Company, your 'initial password' is communicated to you on your email ID. Trace the email sent to you from NSDL from your mailbox. Open the email and open the attachment i.e. a .pdf file. Open the .pdf file. The password to open the .pdf file is your 8 digit client ID for NSDL account, last 8 digits of client ID for CDSL account or folio number for shares held in physical form. The .pdf file contains your 'User ID' and your 'initial password'.
    - (ii) If your email ID is not registered, please follow steps mentioned below in process for those shareholders whose email ids are not registered.
6. If you are unable to retrieve or have not received the "Initial password" or have forgotten your password:
  - (a) Click on "Forgot User Details/Password?" (If you are holding shares in your demat account with NSDL or CDSL) option available on [www.evoting.nsdl.com](http://www.evoting.nsdl.com).
  - (b) Physical User Reset Password? (If you are holding shares in physical mode) option available on [www.evoting.nsdl.com](http://www.evoting.nsdl.com).

(c) If you are still unable to get the password by aforesaid two options, you can send a request at [evoting@nsdl.co.in](mailto:evoting@nsdl.co.in) mentioning your demat account number/folio number, your PAN, your name and your registered address etc.

(d) Members can also use the OTP (One Time Password) based login for casting the votes on the e-Voting system of NSDL.

7. After entering your password, tick on Agree to "Terms and Conditions" by selecting on the check box
8. Now, you will have to click on "Login" button.
9. After you click on the "Login" button, Home page of e-Voting will open

### Step 2: Cast your vote electronically and join Annual General Meeting on NSDL e-Voting system.

#### A) How to cast your vote electronically and join General Meeting on NSDL e-Voting system?

1. After successful login at Step 1, you will be able to see all the companies "EVEN" in which you are holding shares and whose voting cycle and General Meeting is in active status.
2. Select "EVEN" of company for which you wish to cast your vote during the remote e-Voting period and casting your vote during the General Meeting. For joining virtual meeting, you need to click on "VC/OAVM" link placed under "Join Meeting".
3. Now you are ready for e-Voting as the Voting page opens.
4. Cast your vote by selecting appropriate options i.e. assent or dissent, verify/modify the number of shares for which you wish to cast your vote and click on "Submit" and also "Confirm" when prompted.
5. Upon confirmation, the message "Vote cast successfully" will be displayed.
6. You can also take the printout of the votes cast by you by clicking on the print option on the confirmation page.
7. Once you confirm your vote on the resolution, you will not be allowed to modify your vote.

#### B) General Guidelines for shareholders

1. Institutional shareholders (i.e. other than individuals, HUF, NRI etc.) are required to send scanned copy (PDF/JPG Format) of the relevant Board Resolution/ Authority letter etc. with attested specimen signature of the duly authorised signatory(ies) who are authorised to vote, to the Scrutiniser by e-mail to [akroyco@yahoo.co.in](mailto:akroyco@yahoo.co.in) with a copy marked to [evoting@nsdl.co.in](mailto:evoting@nsdl.co.in). Institutional shareholders (i.e. other than individuals, HUF, NRI etc.) can also upload their Board Resolution / Power of Attorney / Authority Letter etc. by clicking on "Upload Board Resolution / Authority Letter" displayed under "e-Voting" tab in their login.
2. It is strongly recommended not to share your password with any other person and take utmost care to keep your password confidential. Login to the e-voting website will be disabled upon five unsuccessful attempts to key in the correct password. In such an event, you will need to go through the "Forgot User Details/Password?" or "Physical User Reset Password?" option available on [www.evoting.nsdl.com](http://www.evoting.nsdl.com) to reset the password.
3. In case of any queries, you may refer the Frequently Asked Questions (FAQs) for Shareholders and e-voting user manual for Shareholders available at the download section of [www.evoting.nsdl.com](http://www.evoting.nsdl.com) or call on: 022 - 4886 7000 and 022 - 2499 7000 or send a request to Ms. Pallavi Mhatre, Senior Manager at [evoting@nsdl.co.in](mailto:evoting@nsdl.co.in)

#### Process for those shareholders whose email ids are not registered with the depositories for procuring user id and password and registration of e mail ids for e-voting for the resolutions set out in this notice:

1. In case shares are held in physical mode please provide Folio No., Name of shareholder, scanned copy of the share certificate (front and back), PAN (self attested scanned copy of PAN card), AADHAR (self attested scanned copy of Aadhar Card) by email to [pcbl.investor@rpsg.in](mailto:pcbl.investor@rpsg.in).
2. In case shares are held in demat mode, please provide DPID-CLID (16 digit DPID + CLID or 16 digit beneficiary ID), Name, client master or copy of Consolidated Account statement, PAN (self attested scanned copy of PAN card), AADHAR (self attested scanned copy of Aadhar Card) to



pcbl.investor@rpsg.in. If you are an Individual shareholders holding securities in demat mode, you are requested to refer to the login method explained at step 1 (A) i.e. Login method for e-Voting and joining virtual meeting for Individual shareholders holding securities in demat mode.

3. Alternatively shareholder/Members may send a request to [evoting@nsdl.co.in](mailto:evoting@nsdl.co.in) for procuring user id and password for e-voting by providing above mentioned documents.
4. In terms of SEBI circular dated 9 December, 2020 on e-Voting facility provided by Listed Companies, Individual shareholders holding securities in demat mode are allowed to vote through their demat account maintained with Depositories and Depository Participants. Shareholders are required to update their mobile number and email ID correctly in their demat account in order to access e-Voting facility.

**C) THE INSTRUCTIONS FOR MEMBERS FOR e-VOTING ON THE DAY OF AGM ARE AS UNDER:-**

1. The procedure for e-Voting on the day of the AGM is same as the instructions mentioned above for remote e-voting.
2. Only those Members/ shareholders, who will be present in the AGM through VC/OAVM facility and have not casted their vote on the Resolutions through remote e-Voting and are otherwise not barred from doing so, shall be eligible to vote through e-Voting system in the AGM.
3. Members who have voted through Remote e-Voting will be eligible to attend the AGM. However, they will not be eligible to vote at the AGM.
4. The details of the person who may be contacted for any grievances connected with the facility for e-Voting on the day of the AGM shall be the same person mentioned for Remote e-voting.

**D) INSTRUCTIONS FOR MEMBERS FOR ATTENDING THE AGM THROUGH VC/OAVM ARE AS UNDER:**

1. Shareholder will be provided with a facility to attend the AGM through VC/OAVM through the NSDL e-Voting system. Members may access by following the steps mentioned above for Access to NSDL e-Voting system. After successful login, you can see link of “**VC/OAVM**” placed under “**Join meeting**” menu against company name. You are requested to click on VC/OAVM link placed under Join Meeting menu. The link for VC/OAVM will be available in Shareholder/Member login where the EVEN of Company will be displayed. Please note that the Members who do not have the User ID and Password for e-Voting or have forgotten the User ID and Password may retrieve the same by following the remote e-Voting instructions mentioned in the notice to avoid last minute rush.
2. Shareholders are encouraged to join the Meeting through Laptops for better experience.
3. Further Shareholders will be required to allow Camera and use Internet with a good speed to avoid any disturbance during the meeting.
4. Please note that Participants Connecting from Mobile Devices or Tablets or through Laptop connecting via Mobile Hotspot may experience Audio/Video loss due to Fluctuation in their respective network. It is therefore recommended to use Stable Wi-Fi or LAN Connection to mitigate any kind of aforesaid glitches.
5. Institutional investors who are Members of the Company, are encouraged to attend and vote in the 62nd AGM of the Company through VC/OAVM facility.

**Other Instructions:**

27. (i) The voting rights of the Members shall be in proportion to their shares of the paid up equity share capital of the Company as on the cut-off date of Tuesday, the 4th day of July, 2023.
- (ii) A person, whose name is recorded in the Register of Members or in the Register of Beneficial Owners maintained by the Depositories as on the cut-off date only shall be entitled to avail the facility of remote e-Voting or casting vote through e-Voting system during the Meeting.
- (iii) Pursuant to the provision of Section 108 of the Act read with rules thereof, Mr. Anjan Kumar Roy, Practicing Company Secretary, (Membership No. FCS 5684) has been appointed as the Scrutiniser to scrutinise the Remote e-Voting process and casting vote through the e-Voting system during the Meeting in a fair and transparent manner.

- (iv) During the 62nd AGM of the Company, the Chairman shall, after responding to the questions raised by the Members in advance or as a speaker at the 62nd AGM, formally propose to the Members not having already cast their votes by following the remote e-voting process and participating through VC/OAVM facility, to vote on the resolutions as set out in the Notice of the 62nd AGM of the Company. This facility of remote e-Voting with continue to be available for next 30 minutes post conclusion of the meeting.
  - (v) The Scrutiniser shall after the conclusion of e-Voting at the 62nd AGM, first download the votes cast at the AGM and thereafter unblock the votes cast through remote e-Voting system and shall make a consolidated Scrutiniser’s Report.
  - (vi) The Results of voting will be declared within 2 (two) working days from the conclusion of AGM. The declared results along with the Scrutiniser’s Report will be available forthwith on the website of the Company [www.pcbltd.com](http://www.pcbltd.com) and on the website of NSDL. Such results will also be displayed on the Notice Board at the Registered Office as well and shall be forwarded to the National Stock Exchange of India Limited and BSE Limited.
28. Members desiring to have any information relating to the accounts are requested to write to the Company at the e-mail id. [pcbl.agm2023@rpsg.in](mailto:pcbl.agm2023@rpsg.in) latest by Friday, the 7th day of July, 2023 by 4 P.M. (IST) so that the Company can reply appropriately.

**Registered Office**

31, Netaji Subhas Road  
Kolkata – 700 001  
CIN: L23109WB1960PLC024602

Place:- Kolkata  
Date:- 15 May, 2023

**By Order of the Board**

**Kaushik Mukherjee**  
Company Secretary  
(Membership No: F5000)

## I. STATEMENT PURSUANT TO SECTION 102 OF THE COMPANIES ACT, 2013

### Item No. 4

The Board of Directors of the Company, on the recommendation of the Audit Committee, has approved in their Meeting held on 15 May, 2023, the appointment and remuneration of ₹ 5,50,000/- (Rupees five lakh fifty thousand only) (plus applicable taxes) payable to M/s. Shome & Banerjee, Cost Accountants, as the Cost Auditors to conduct the audit of the cost records of the Company for the Financial Year ending 31 March, 2024.

The Board of Directors of the Company at its Meeting held on 15 May, 2023 considered that the Special Business under Item No. 4, being considered unavoidable, be transacted at the 62nd AGM of the Company.

In accordance with the provisions of Section 148 (3) of the Companies Act, 2013 read with Rule 14 of the Companies (Audit and Auditors) Rules, 2014 (including any statutory modification(s) or re-enactment thereof, for the time being in force), the remuneration payable to the Cost Auditors as recommended by the Audit Committee and approved by the Board of Directors of the Company has to be ratified by the Members of the Company. Accordingly, ratification by the Members of the Company is sought to the remuneration payable to the Cost Auditors for the financial year ending 31 March 2024, by passing an Ordinary Resolution as set out in Item No. 4 of the Notice.

The Board recommends the Ordinary Resolution set out at Item No. 4 of the Notice for approval by the Members.

None of the Directors or Key Managerial Personnel of the Company or their relatives are in anyway concerned or interested, financially or otherwise, in the Resolution set out in Item No. 4 of the Notice.

## II. DETAILS OF DIRECTOR SEEKING RE-APPOINTMENT AS REQUIRED UNDER REGULATION 36 OF THE SEBI LISTING REGULATIONS AND APPLICABLE SECRETARIAL STANDARDS 2 BY ICSI:

### a) RE-APPOINTMENT OF DR. SANJIV GOENKA (ITEM NO. 3)

Dr. Goenka is aged 62 years and is a Commerce Graduate from St. Xavier's College, Kolkata and has received

numerous awards and three Honorary Doctoral Degrees.

Dr. Sanjiv Goenka, is the Chairman of the 7 billion dollar RP Sanjiv Goenka Group. The Group has over 45,000 employees worldwide and over 10,00,000 shareholders.

Dr Goenka was the youngest ever President of the Confederation of Indian Industry (CII) as also the youngest ever President of the Indian Chamber of Commerce (ICC). He was the former President of the All India Management Association (AIMA).

Dr Goenka has served as the Chairman of the prestigious Board of Governors of the Indian Institute of Technology, Kharagpur (IIT-KGP) for a record of four terms and also was the Chairman of the Board of Governors of Indian Institute of Technology, Gandhinagar (IT-GN). He is the Chairman of the reputed International Management Institute (IMI) of Delhi, Kolkata and Bhubaneswar.

Dr. Goenka has consistently been ranked in the top 25 in India Today's list of 50 Most Powerful People in India over the last seven years.

Dr. Goenka retires by rotation at the forthcoming AGM of the Company and being eligible, offers himself for re-appointment. Dr. Goenka was appointed as a Non-Executive Director on the Board of Directors of the Company on 30th October, 1986. Dr. Goenka attended four Board Meetings held during the financial year 2022-23.

Dr. Goenka is on the Boards of CESC Limited, Saregama India Limited, Firstsource Solutions Limited, RPSG Ventures Limited, Spencer International Hotels Limited, Haldia Energy Limited, Spencer and Company Limited, Spencer's Retail Limited and ATK Mohun Bagan Private Limited.

Dr. Goenka is a Member of the Audit Committee of CESC Limited, RPSG Ventures Limited, Chairman of the Stakeholders Relationship Committee of CESC Limited, Saregama India Limited, RPSG Ventures Limited and Spencer's Retail Limited, Chairman of the CSR Committee of CESC Limited and Spencer's Retail Limited and Member of Nomination and Remuneration

Committee of CESC Limited, RPSG Ventures Limited and Spencer's Retail Limited.

Dr. Goenka does not hold by himself or for any other person in any manner, any shares in the Company.

Dr. Goenka is not related to any other director of the Company except Mrs. Preeti Goenka and Mr. Shashwat Goenka.

The Board recommends the Ordinary Resolution in relation to his reappointment as a Director, for the approval by the Members of the Company.

### Registered Office

31, Netaji Subhas Road  
Kolkata – 700 001  
CIN: L23109WB1960PLC024602

Place:- Kolkata  
Date:- 15 May, 2023

### By Order of the Board

**Kaushik Mukherjee**  
Company Secretary  
(Membership No: F5000)

Except Dr. Goenka being the appointee and Mrs. Preeti Goenka and Mr. Shashwat Goenka, being related to Dr. Sanjiv Goenka, none of the other Directors and Key Managerial Personnel of the Company and their relatives is concerned or interested financially or otherwise, in the Resolution as set out at Item No. 3 of the Notice.

This Statement may also be regarded as a disclosure under Regulation 36 of the SEBI (Listing Obligations and Disclosure Requirements) Regulations, 2015 and Secretarial Standards on General Meetings (SS-2) of ICSI.



## BOARD'S REPORT

### DEAR SHAREHOLDERS,

Your Directors have the pleasure of presenting the 62nd Annual Report on the business and operations of PCBL Limited and the Audited Accounts for the financial year ended 31 March, 2023.

### FINANCIAL HIGHLIGHTS

(Amount in ₹ Crores)

Year ended	Year ended 31 March, 2023	Year ended 31 March, 2022
<b>Revenue from operations</b>	<b>5,873.89</b>	<b>4,446.42</b>
<b>PBDIT</b>	<b>774.84</b>	<b>682.31</b>
Less: Finance cost	53.41	29.09
<b>PBDT</b>	<b>721.43</b>	<b>653.22</b>
Less: Depreciation	136.60	120.88
<b>PBT</b>	<b>584.83</b>	<b>532.34</b>
Tax expense	140.74	105.20
<b>PAT</b>	<b>444.09</b>	<b>427.14</b>
<b>Earnings Per Equity Share (FV Re. 1/- Per Sh.)(EPS) (in ₹)</b>	<b>11.76</b>	<b>11.84</b>

The financial statements for the year ended 31 March, 2023 have been prepared in accordance with the accounting principles generally accepted in India, including the Indian Accounting Standards (Ind AS) specified under section 133 of the Companies Act, 2013 ("the Act") read with the Companies (Indian Accounting Standards) Rules, 2015, as amended.

### DIVIDEND

The Board of Directors of the Company at its meeting held on Tuesday, 31 January, 2023 had declared an Interim Dividend @ 550%, i.e. ₹ 5.50 /- per equity share on the face value of Re. 1/- per equity share, for the financial year ended 31 March, 2023. The said Interim Dividend was paid on and from 21 February, 2023. The dividend recommendation is in accordance with the Dividend Distribution Policy of the Company which is annexed hereto and forms part of the Annual Report and the same is available on the Company's website and can be accessed at [www.pcblltd.com/investor-relation/general-policies](http://www.pcblltd.com/investor-relation/general-policies). There has been no change in the dividend distribution policy during the year. The Notice convening the ensuing Annual General Meeting ("AGM") of the Members of the Company includes an item for confirmation of the said interim dividend.

### PERFORMANCE OVERVIEW

#### Carbon Black

Your Company's FY23 EBITDA was ₹ 775 Crores as against ₹ 682 Crores in the previous year. PAT for the year was ₹ 444 Crores, as against previous year's PAT

of ₹ 427 Crores.

#### Power

Your Company's power segment revenue (excluding inter segment revenue) in FY'23 was at ₹ 142 Crores as compared to ₹ 93 Crores in FY'22, which is an increase by ₹ 49 Crores due to higher sales volume as well as higher realisation.

A detailed review of the operations of the Company for the financial year ended 31 March, 2023 is given in the Management Discussion and Analysis Report, which forms a part of this Report.

#### MANUFACTURING

Carbon Black production during FY23 was 4,47,003 MT as compared to 4,56,484 MT in FY22. However, we are focusing on the production of value-added products in the performance and specialty chemical segment, which is having higher contribution margin.

As a manifestation of our commitment to sustainability, we are continuously working towards a reduction in water and power consumption. We are endlessly strategising towards conversion cost reduction through inventory and spare management as well as improving our reliability by strengthening preventive measure compliances, condition-based monitoring and periodic reviews of SOPs.

First phase commercial production 63,000 MTPA of 147,000 MTPA Greenfield carbon black manufacturing facility in the state of Tamil Nadu

being set up by PCBL (TN) Limited, (a wholly owned subsidiary of the Company) has commenced w.e.f. 14 April, 2023. Upon its full completion expected in FY'24, this project will augment the Company's Carbon Black capacity by 1,47,000 MPTA and contribute an additional 24 MW green power. The brown-field expansion at our existing facility in Mundra plant to produce specialty chemicals is in full swing.

During the year the Company commissioned a green power plant at Kochi, in Kerala with a capacity of 7 MW. With this, the total green power capacity of the Company has reached 98 MW.

With its strategically located plants, PCBL Limited is well equipped to service customers in India as well as all over the globe. Proximity to seaports reduces logistics costs.

### ENVIRONMENTAL, SOCIAL AND GOVERNANCE (ESG)

With its continuous commitment towards sustainability, the Company has been working on enhancing its ESG efforts by undertaking a comprehensive and independent ESG strategy and assessment exercise by adhering to certain Key Performance Indicators (KPIs) derived out of materiality targets. Key material factors have been sharply defined in alignment with the context of the business. These are Greenhouse Gas (GHG) emissions and energy management, Water management, Solid waste management, Health and safety, Human rights and community engagement, Product stewardship, Leadership and Governance.

For the FY 2022-23, the Company had conducted a carbon footprint accounting process across all manufacturing plants and offices. The GHG emissions covered by the report includes both direct and indirect emissions generated by the business under Scope1, 2 and 3. The GHG emission intensity (tCO<sub>2</sub> emission/MT production of carbon black) was 1.94 tCO<sub>2</sub>e/MT in FY 2022-23.

The Company's specific key risks and opportunities relating to ESG material issues have been identified. Implementation of some of the action plans to mitigate these risks and exploring the opportunities may have long lead times, but PCBL is committed to this.

Your Company is now in the process of reviewing its ESG strategy by balancing business needs with sustainability needs and fine-tuning future KPIs. To achieve the goals, the Company is identifying

remedial action plans for environmental, social and governance specific issues.

### QUALIFIED INSTITUTIONAL PLACEMENT (QIP)

During the year ended 31 March, 2022, on 5 October, 2021, the Company had allotted and issued 1,63,93,442 equity shares of ₹ 2 each at an issue price of ₹ 244/- per equity share, aggregating to ₹ 399.99 Crores (including securities premium of ₹ 396.71 Crores). The aforesaid issuance of equity shares was made through a Qualified Institutions Placement (QIP) in terms of the Securities and Exchange Board of India (Issue of Capital and Disclosure Requirements) Regulations, 2018 (SEBI Regulations) as amended, Section 42, Section 62, and other relevant provisions of the Companies Act, 2023.

The amount raised through the QIP, has been fully utilised by the Company on 19 October, 2022 for the purposes for which the funds were raised as mentioned in Placement Document dated 5 October, 2021 ("Placement Document") and that there was no deviation(s) or variation(s) in the use of proceeds of the QIP.

### CREDIT RATINGS

During the year under review, the Company had received its credit ratings from ICRA, CARE and CRISIL Ratings. The Rating Committee of ICRA Limited, after due consideration, has reaffirmed the long-term rating at **[ICRA]AA** (pronounced ICRA double A) relating to ₹ 400 Crores Bank Facilities of the Company. The outlook on the long-term rating is **Stable**. Besides, the Rating Committee of ICRA Limited, after due consideration has reaffirmed the short-term Rating of **[ICRA]A1+** (pronounced ICRA A one plus) for ₹ 500 Crores Commercial Paper of the Company. Instruments with **[ICRA]A1+** rating are considered to have very strong degree of safety regarding timely payment of financial obligations. Such instruments carry lowest credit risk. The Rating Committee of CARE Ratings Limited, after due consideration, has reaffirmed the rating related to Long term bank facilities of ₹ 550 Crores at **CARE AA, Stable** (pronounced CARE Double A; Outlook: Stable) and the rating related to Long Term/Short Term Bank facilities of ₹ 1,850 Crores at **CARE AA, Stable/ CARE A1+** (pronounced CARE Double A; Outlook: Stable /A One Plus). Further, the Rating Committee of CRISIL Ratings, after due consideration, has reaffirmed its **CRISIL A1+** (pronounced as CRISIL A one plus rating) relating to ₹ 550 Crores Commercial Paper. Instruments with this rating are considered to have very strong

degree of safety regarding timely payment of financial obligations. Such instruments carry lowest credit risk.

#### SUBSIDIARY COMPANIES

The Company has 3 unlisted subsidiaries as on date, namely Phillips Carbon Black Cyprus Holdings Limited, PCBL (TN) Limited and PCBL Europe SRL and 1 step-down subsidiary namely, Phillips Carbon Black Vietnam Joint Stock Company. The Company has incorporated a wholly owned subsidiary company in the name of "PCBL EUROPE SRL" at Belgium, Europe on 14 April, 2023. There are no associate companies or joint venture companies within the meaning of Section 2(6) of the Act.

The Company has prepared a Consolidated Financial Statement of the Company and its subsidiaries, namely, PCBL (TN) Limited, Phillips Carbon Black Cyprus Holding Limited and Phillips Carbon Black Vietnam Joint Stock Company in the form and manner as that of its own, duly audited by M/s. S R Batliboi & Co. LLP, the statutory auditors in compliance with the applicable accounting standards and the SEBI (Listing Obligations and Disclosure Requirements) Regulations, 2015, as amended by the SEBI (Listing Obligations and Disclosure Requirements) (Amendment) Regulations, 2018 (hereinafter referred to as the 'SEBI Listing Regulations.')

The Consolidated Financial Statements for the FY 2022-23 form a part of the Annual Report and Accounts and shall be laid before the Members of the Company at the forthcoming AGM while laying its financial statements under sub-section (2) of the said section. Pursuant to the provisions of Section 129(3) of the Act read with Rule 5 of the Companies (Accounts) Rules, 2014, a statement containing the salient features of the financial statements of the Company's subsidiaries in Form AOC-1 is attached to the financial statements of the Company.

Further pursuant to the provisions of Section 136 of the Act, the standalone financial statements of the Company, consolidated financial statements along with relevant documents and separate audited accounts in respect of subsidiaries are available on the website of the Company at [www.pcblltd.com](http://www.pcblltd.com)

[pcblltd.com](http://pcblltd.com) under the segment 'Investor Relations'. Shareholders desirous of obtaining the Accounts of the Company's subsidiaries may obtain the same upon request by email to the Company's email i.d. – [pcblltd.investor@rpsg.in](mailto:pcblltd.investor@rpsg.in).

The Company does not have any material subsidiary in the immediately preceding accounting year. However, as per Regulation 16 of the SEBI Listing Regulations, the Company has adopted the policy for determining 'material' subsidiaries, which states that a 'material' subsidiary means a subsidiary, whose income or net worth exceeds 10% of the consolidated income or net worth respectively, of the Company and its subsidiaries in the immediately preceding accounting year.

A Policy on 'material subsidiaries' was formulated by the Audit Committee of the Board of Directors of the Company and the same is also posted on the Company's website and may be accessed at the link: [www.pcblltd.com/investor-relation/general-policies](http://www.pcblltd.com/investor-relation/general-policies).

#### SHARE CAPITAL

Your Company's paid-up Equity Share Capital as on 31 March, 2023 stood at ₹ 37.75 Crores. During the year under review, the Company has not issued shares with differential voting rights nor granted stock options nor sweat equity. As on 31 March, 2023, none of the Directors of the Company hold shares or convertible instruments of the Company.

#### MANAGEMENT DISCUSSION AND ANALYSIS

In compliance with Regulation 34 of the SEBI Listing Regulations, a separate section on the Management Discussion and Analysis, as approved by the Board of Directors, which includes details on the state of affairs of the Company is given in 'Annexure-A', which is annexed hereto and forms a part of the Board's Report.

#### ANNUAL RETURN

Pursuant to Section 92(3) read with Section 134(3) (a) of the Act, the Annual Return of the Company as on 31 March, 2023 is available on the website of the Company at the following link: <https://www.pcblltd.com/investor-relation/compliances-under-sebi-regulations/general-meetings>.

#### CONSERVATION OF ENERGY, TECHNOLOGY ABSORPTION, FOREIGN EXCHANGE EARNINGS AND OUTGO

The particulars as prescribed under sub-section (3) (m) of Section 134 of the Act read with Rule 8(3) of the Companies (Accounts) Rules, 2014 are given in 'Annexure-B', which is annexed hereto and forms a part of the Board's Report.

#### PUBLIC DEPOSITS

The Company does not have any Public Deposits under Chapter V of the Act and has repaid all Public Deposits that matured and were claimed by the depositors under the earlier Public Deposit Schemes. There is no outstanding balance as on 31 March, 2023.

#### MATERIAL CHANGES AND COMMITMENTS, IF ANY, AFFECTING THE FINANCIAL POSITION OF THE COMPANY

There are no material changes and commitments, affecting the financial position of the Company that have occurred between the close of the financial year ended 31 March, 2023 and the date of this Board's Report.

#### DETAILS OF SIGNIFICANT AND MATERIAL ORDERS PASSED BY THE REGULATORS, COURTS AND TRIBUNALS

No significant and material order has been passed by the Regulators, Courts and Tribunals impacting the going concern status and the Company's operations in future.

#### INTERNAL FINANCIAL CONTROLS WITH REFERENCE TO FINANCIAL STATEMENTS

A detailed section on the Company's internal financial controls with reference to financial statements and its adequacy is a part of the Management Discussion and Analysis Report, which forms a part of the Board's Report.

#### PARTICULARS OF LOANS, GUARANTEES OR INVESTMENTS

Details of Loans, Guarantees and Investments are given in the notes to the financial statements.

#### COMMITTEES OF THE BOARD

Currently, the Board has six committees: Audit Committee, Nomination and Remuneration Committee, Stakeholders Relationship Committee,

Corporate Social Responsibility Committee, Independent Directors' Committee and the Sustainability and Risk Management Committee. A detailed note on the composition of the Board and its committees is provided in the Corporate Governance Report section of this Report.

#### CORPORATE SOCIAL RESPONSIBILITY

The Company's commitment to create significant and sustainable societal value is manifested in its Corporate Social Responsibility (CSR) initiatives and its sustainability priorities are deeply intertwined with its business imperatives. Over the period of its long existence, the Company has upheld its tradition of community service and tried to reach out to the underprivileged in order to empower them and provide holistic development. The Company's focus areas are concentrated in the realms of healthcare, education, community development, promoting agricultural and rural development, promoting sports and environment sustainability with a focus on the underprivileged people living around its manufacturing units and other establishments. In accordance with Section 135 of the Act, as amended read with the Notification issued by the Ministry of Corporate Affairs and the rules made thereunder, the Company has formulated a Corporate Social Responsibility Policy, a brief outline of which, along with the required disclosures, is given in 'Annexure-C', which is annexed hereto and forms a part of the Board's Report.

The Company, along with other companies of the Group, has set up the RP-Sanjiv Goenka Group CSR Trust to carry out CSR activities. During the FY 2022-23, the Company has undertaken the CSR initiatives in the fields of promoting education, healthcare, community development, promoting agricultural and rural development, promoting sports and environment sustainability thereby helping in the upliftment of the underprivileged and disadvantaged sections of the society. All the CSR activities fall within the purview of Schedule VII of the Act read with the Companies (Corporate Social Responsibility Policy) Rules, 2014.

The detail of the CSR Policy is also posted on the Company's website and may be accessed at the link: [www.pcblltd.com/investor-relation/general-policies](http://www.pcblltd.com/investor-relation/general-policies).

#### VIGIL MECHANISM / WHISTLE BLOWER POLICY

In compliance with the provisions of Section 177(9) of the Act and SEBI Listing Regulations,



the Company has framed a Whistle blower Policy / Vigil Mechanism for Directors, employees and stakeholders for reporting genuine concerns about any instance of any irregularity, unethical practice and/or misconduct. Besides, as per the requirement of Clause 6 of Regulation 9A of SEBI (Prohibition of Insider Trading) Regulations as amended by SEBI (Prohibition of Insider Trading) (Amendment) Regulations, 2018, the Company ensures to make employees aware of such Whistle blower Policy to report instances of leak of unpublished price sensitive information. The Vigil Mechanism provides for adequate safeguards against victimisation of Directors or Employees or any other person who avail the mechanism and also provide direct access to the Chairperson of the Audit Committee. The details of the Vigil Mechanism / Whistle blower Policy are also posted on the Company's website and may be accessed at the following link: [www.pcblltd.com/responsibility/policy](http://www.pcblltd.com/responsibility/policy).

During the financial year ended 31 March, 2023, the Company has not received any complaint under the vigil mechanism / whistle blower policy.

#### BOARD EVALUATION

The Company has devised a formal process for annual evaluation of performance of the Board, its Committees and Individual Directors ("Performance Evaluation") which includes criteria for performance evaluation of Non-Executive Directors and Executive Directors as laid down by the Nomination and Remuneration Committee and the Board of Directors of the Company. It covers the areas relevant to the functioning as Independent Directors or other directors, Member of the Board or Committee of the Board. The Independent Directors carried out annual performance evaluation of the Chairman and Executive Directors. The Board carried out annual performance evaluation of its own performance. The performance of each Committee was evaluated by the Board, based on report on evaluation received from respective Committees.

During the financial year ended 31 March, 2023, the Company engaged a leading HR Consulting Firm for carrying out and implementation of the Board Evaluation survey. With regard to the same, the leading HR Consulting Firm has been engaged in the process of compilation of the report and feedback received from the Board Members, Committee Members and Directors in the questionnaires circulated and for identifying key inferences

and observations with respect to Performance Evaluation of the Directors. A consolidated report was shared with the Chairman of the Board for his review and giving feedback to each Director.

#### REMUNERATION POLICY

The Board has, on the recommendation of the Nomination and Remuneration Committee, framed a policy for the selection and appointment of Directors, Senior Management Personnel and their remuneration. The Remuneration Policy and the details pertaining to the remuneration paid during the year are furnished in the Corporate Governance Section of the Annual Report.

The Remuneration Policy is also posted on the Company's website and may be accessed at the link: [www.pcblltd.com/investor-relation/general-policies](http://www.pcblltd.com/investor-relation/general-policies).

#### RELATED PARTY TRANSACTIONS

All Related Party Transactions that were entered into during the financial year were on an arm's length basis and were in the ordinary course of business. Hence, the provisions of Section 188 of the Act are not attracted. Thus, disclosure in Form AOC-2 is not required. Further, there are no materially significant Related Party Transactions during the year under review made by the Company with its Promoters, Directors, Key Managerial Personnel or other designated persons, which may have a potential conflict with the interest of the Company at large.

All Related Party Transactions are placed before the Audit Committee for approval.

The Policy on Related Party Transactions duly approved by the Board of Directors of the Company is posted on the Company's website and may be accessed at the link: [www.pcblltd.com/investor-relation/general-policies](http://www.pcblltd.com/investor-relation/general-policies).

#### RISK MANAGEMENT

Risk Management is the process of identification, assessment and prioritisation of risks followed by coordinated efforts to minimise, monitor and mitigate/control the probability and/or impact of unfortunate events or to maximise the realisation of opportunities. Risk Management Policy enables the Company to proactively manage uncertainties and changes in the internal and external environment to limit negative impacts and capitalise on opportunities. The Company has laid down a comprehensive Risk Assessment and Minimisation Procedure in accordance with the requirements

of the Act and the SEBI Listing Regulations, which is reviewed by the Sustainability and Risk Management Committee and approved by the Board from time to time. This procedure is reviewed to ensure that the executive management controls risk through means of a properly defined framework. Detailed discussion on Risk Management is covered in the Management Discussion and Analysis Report ('Annexure - A') which forms a part of the Annual Report. In view of its importance, the Company makes efforts on an ongoing basis to strengthen the internal financial control system.

#### PARTICULARS OF EMPLOYEES

As required under the provisions of Section 197 of the Act and Rule 5(2) and 5(3) of the Companies (Appointment and Remuneration of Managerial Personnel) Rules, 2014, particulars of the employees concerned forms a part of the Boards' Report. Having regard to the provisions of Section 136 of the Act, the Annual Report and Accounts, excluding the aforesaid information are being sent to the Members of the Company by e-mail. Any Member interested in obtaining such particulars may write to the Company Secretary of the Company at [pcblltd2023@rpsg.in](mailto:pcblltd2023@rpsg.in).

#### KEY MANAGERIAL PERSONNEL

During the year, there was no change in the Key Managerial Personnel of the Company.

#### DETAILS RELATING TO REMUNERATION OF DIRECTORS, KEY MANAGERIAL PERSONNEL AND EMPLOYEES

Disclosure pertaining to remuneration and other details as required under Section 197(12) of the Act read with Rule 5(1) of the Companies (Appointment and Remuneration of Managerial Personnel) Rules, 2014 is marked as 'Annexure - D', which is annexed hereto and forms a part of the Boards' Report.

#### LISTING

The equity shares of the Company continue to be listed on the National Stock Exchange (NSE) and BSE Limited (BSE). The Company has paid the requisite listing fees to all the Stock Exchanges upto the financial year 2023-24.

#### CORPORATE GOVERNANCE

A separate Report on Corporate Governance as prescribed under the SEBI Listing Regulations,

together with a certificate from the Company's Auditors confirming compliance, is set out in the Annexure forming part of this Annual Report.

#### NUMBER OF MEETINGS OF BOARD OF DIRECTORS

During the FY 2022-23, the Board of Directors met five times. The details of the number of meetings of the Board of Directors held during FY 22-23 have been detailed in the Corporate Governance Section of the Annual Report.

The Company has complied with the Secretarial Standards issued by the Institute of Company Secretaries of India on Board Meetings and General Meeting.

#### DIRECTORS' RESPONSIBILITY STATEMENT

Pursuant to Section 134(3) (c) of the Act, the Directors, to the best of their knowledge and belief, confirm that:

- i) In the preparation of the annual accounts for the financial year ended 31 March, 2023, the applicable accounting standards have been followed and there are no material departures;
- ii) Appropriate accounting policies have been selected and applied consistently and judgments and estimates have been made that are reasonable and prudent so as to give a true and fair view of the state of affairs of the Company at the end of the financial year and of the profit and loss of the Company for the period;
- iii) Proper and sufficient care has been taken for the maintenance of adequate accounting records in accordance with the provisions of the Act for safeguarding the assets of the Company and for preventing and detecting fraud and other irregularities;
- iv) The annual accounts have been prepared on a going concern basis;
- v) Internal financial controls laid down by the Directors have been followed by the Company and such internal financial controls are adequate and are operating effectively; and
- vi) Proper systems to ensure compliance with the provisions of all applicable laws are in place and are adequate and operating effectively.

### DECLARATION BY INDEPENDENT DIRECTORS

The Company has received the necessary declarations from each Independent Director under Section 149(7) of the Act, that he/she meets the criteria of independence laid down in Section 149(6) of the Act and Regulation 16(1)(b) read with Regulation 25(8) of the SEBI Listing Regulations. The Board has taken on record these declarations after undertaking the due assessment of the veracity of the same.

### STATUTORY AUDITORS AND AUDITOR'S REPORT

At the AGM of the Shareholders of the Company held on 28 June, 2022, M/s. S. R. Batliboi & Co. LLP, Chartered Accountants, having Firm Registration No. 301003E/E300005, have been re-appointed as the Statutory Auditors of the Company to hold office for the 2nd term of five consecutive years from the conclusion of the sixty first (61st) AGM till the conclusion of the 66th AGM of the Company to be held in the year 2027, at a remuneration as may be decided by the Board of Directors in consultation with the Statutory Auditors of the Company.

The Report given by M/s. S R Batliboi and Co. LLP, Chartered Accountants on the financial statement of the Company for the FY 2022-23 is part of the Annual Report. The Notes on financial statement referred to in the Auditors' Report are self-explanatory and do not call for any further comments.

The Auditors' Report does not contain any qualification, reservation, adverse remark, or disclaimer. During the year under review, the Auditors had not reported any matter under Section 143 (12) of the Act, therefore no detail is required to be disclosed under Section 134 (3) (ca) of the Act.

### COST ACCOUNTS AND COST AUDITORS

Pursuant to Section 148 of the Act read with the Companies (Cost Records and Audit) Rules, 2014, the Cost Audit records maintained by the Company relating to manufacturing of Carbon Black and generation and transmission of electricity at its plants located at Durgapur in West Bengal, Kochi in Kerala, Mundra and Palej in Gujarat, is required to be audited. Accordingly, the Directors of the Company had, on the recommendation of the Audit Committee of the Board of Directors of the Company,

appointed Messrs Shome & Banerjee, to audit the cost accounts for the FY 23-24 at a remuneration of ₹ 5,50,000/- (Rupees Five Lakhs Fifty Thousand only). As required under the Act, the remuneration payable to the Cost Auditors is required to be placed before the Members in a General Meeting for their ratification. Accordingly, a Resolution seeking ratification of the Members for the remuneration payable to Messrs Shome & Banerjee, Cost Auditors is included at Item No. 4 of the Notice convening the AGM.

The Company has received their written consent that the appointment is in accordance with the applicable provisions of the Act and rules framed thereunder. The Cost Auditors have confirmed that they are not disqualified to be appointed as the Cost Auditors of the Company for the financial year ending 31 March, 2024.

The Company submits its Cost Audit Report with the Ministry of Corporate Affairs within the stipulated time period.

### SECRETARIAL AUDITORS AND SECRETARIAL STANDARDS

The Secretarial Audit was carried out by M/s. Anjan Kumar Roy & Co., Company Secretaries (Membership No. FCS 5684) for the financial year ended on 31 March, 2023.

The Report given by the Secretarial Auditors is marked as 'Annexure -E' and forms a part of the Board's Report. The Secretarial Audit Report is self-explanatory and do not call for any further comments. The Secretarial Audit Report does not contain any qualification, reservation, adverse remark or disclaimer. During the year under review, the Secretarial Auditors had not reported any matter under Section 143 (12) of the Act, therefore no detail is required to be disclosed under Section 134 (3)(ca) of the Act.

During the Financial Year, the Company has complied with applicable Secretarial Standards i.e. SS-1 and SS-2, relating to "Meetings of the Board of Directors" and "General Meetings", respectively.

### SEXUAL HARASSMENT OF WOMEN AT WORKPLACE (PREVENTION, PROHIBITION AND REDRESSAL) ACT, 2013

The Company has in place an Anti-Sexual Harassment Policy in line with the requirements of The Sexual Harassment of Women at the Workplace (Prevention, Prohibition & Redressal) Act, 2013 covering all employees of the Company. The Company has complied with the provisions relating to the constitution of the Internal Complaints Committee under the Sexual Harassment Of Women At Workplace (Prevention, Prohibition And Redressal) Act, 2013.

### BUSINESS RESPONSIBILITY AND SUSTAINABILITY REPORTING

In terms of Regulation 34 of the SEBI Listing Regulations read with the relevant SEBI Circulars, new reporting requirements on ESG parameters were prescribed under "Business Responsibility and Sustainability Report" ('BRSR'). The BRSR seeks disclosure on the performance of the Company against nine principles of the "National Guidelines on Responsible Business Conduct" ('NGRBCs'). As per the SEBI Circulars, effective from the financial year 2022-23, filing of BRSR is mandatory for the top 1000 listed companies by market capitalisation. Accordingly, for the financial year ended 31 March, 2023, the Company has published the BRSR, marked as 'Annexure-F', which is annexed hereto and forms a part of the Board's Report.

### QUALIFICATION, RESERVATION OR ADVERSE REMARK IN THE AUDIT REPORTS

There is no qualification, reservation or adverse remark made by the Statutory or Cost or Secretarial Auditors in their Audit Reports issued by them.

### DIRECTORS

Dr. Sanjiv Goenka retires by rotation at the forthcoming AGM and being eligible, offers himself for re-appointment.

Details of the proposal of re-appointment of Dr. Sanjiv Goenka is mentioned in the Statement u/s 102 of the Act of the Notice of the 62nd AGM of the Company.

Dr. Sethurathnam Ravi has been appointed as a Non-Executive Independent Director in the Board of Directors of the Company to hold office for the first term of 5 (five) consecutive years with effect from 15 March, 2023 vide the Special Resolution passed by the Shareholders of the Company by way of Postal Ballot through electronic means on 9th March, 2023.

The Board is of the opinion that Dr. Sethurathnam Ravi, the Independent Director of the Company, appointed during the year possesses requisite qualifications, experience and expertise and he holds highest standards of integrity.

The Policy on Directors' appointment and remuneration, including the criteria for determining the qualifications, positive attributes and independence of Director forms a part of the Corporate Governance Section of the Annual Report.

### CHANGE IN THE NATURE OF BUSINESS

During the year under review, there was no change in the nature of the business of the Company.

### HUMAN RESOURCES

A detailed section on the Company's Human Resource Development is a part of the Management Discussion and Analysis Report, which forms a part of the Board's Report.

### KEY FINANCIAL RATIOS

Key Financial Ratios for the financial year ended 31 March, 2023, are provided in the Management Discussion and Analysis Report given in "Annexure - A", which is annexed hereto and forms a part of the Board's Report.

### GREEN INITIATIVES

As a responsible corporate citizen, the Company supports the 'Green Initiative' undertaken by the Ministry of Corporate Affairs, Government of India, enabling electronic delivery of documents including the Annual Report etc. to Shareholders at their e-mail address previously registered with the DPs and RTAs.

To support the 'Green Initiative', Members who have not registered their email addresses are requested to register the same with the Company's Registrar and Share Transfer Agent/Depositories for receiving all



communications, including Annual Report, Notices, Circulars, etc., from the Company electronically.

Pursuant to the MCA Circulars and SEBI Circulars, copies of the Notice of the 62nd AGM and the Annual Report of the Company for the financial year ended 31 March, 2023 including therein the Audited Financial Statements for the FY 2022-23, are being sent only by email to the Members.

#### ACKNOWLEDGEMENT

Your Company has been able to operate responsibly and efficiently because of the culture of professionalism, creativity, integrity and continuous improvement in all functions and areas of its operations as well as the efficient utilisation of your Company's resources for sustainable and profitable growth.

Your Directors hereby wish to place on record their appreciation of the efficient and loyal services rendered by each and every employee, without whose whole-hearted efforts, the overall satisfactory performance would not have been possible. Your Directors also record their grateful appreciation for the encouragement, assistance and co-operation received from members, government authorities, banks, customers and all other stakeholders. Your Directors look forward to the long-term future with confidence.

For and on behalf of the Board

**Dr. Sanjiv Goenka**

Chairman

Place: Kolkata

Date: 15 May, 2023

(DIN: 00074796)

## DIVIDEND DISTRIBUTION POLICY

#### PREAMBLE

The Equity shares of PCBL Limited (the 'Company' or PCBL) are listed with National Stock Exchange of India Limited and BSE Limited. As per the SEBI (Listing Obligations and Disclosure Requirements) Regulations, 2015 ('SEBI Regulations'), all listed companies are required to formulate a Dividend Distribution Policy. The Policy has to be disclosed in the Company's Annual Report and on its website.

#### OBJECTIVE

The objective of the Dividend Distribution Policy of the Company is to reward shareholders by sharing a portion of the available profits, after ensuring that sufficient funds are retained for the future business requirements of the Company.

#### EFFECTIVE DATE

This Policy is effective from the financial year 2017-18.

#### Definitions

- **'Act'** means the Companies Act, 2013 and Rules made thereunder, including any amendments or modifications thereof.
- **'Board of Director'** or 'Board' means the collective body of the Directors of the Company.
- **'Company'** means PCBL Limited.
- **'Policy'** means, the 'Dividend Distribution Policy'.

#### Guidelines for Distribution of Dividend

- The Company shall pay dividend (including interim dividend) in compliance with the provisions of Section 123 of the Act and Companies (Declaration and Payment of Dividend) Rules, 2014.

- The Board shall recommend dividend when, according to the Board's opinion, it is financially prudent to do so, especially considering the need to preserve resources.
- While recommending any dividend for payment by the Company, the Board shall consider the following:
  - Current year's profits, future outlook, with due consideration of internal and external environment.
  - Operating cash flows and treasury position
  - Possibilities of alternative usage of cash, e.g. capital expenditure etc., with potential to create greater value for shareholders.
  - Providing for unforeseen events and contingencies with financial implications.
  - Other factors that may be considered relevant from time to time
- The Board may declare interim dividend(s) as and when they consider it fit, and recommend final dividend to the shareholders for their approval in the annual general meeting of the Company.
- Dividend distribution shall be in accordance with the applicable provisions of the Act and Rules framed thereunder, SEBI Regulations and other legislations governing dividends and the Articles of Association of the Company, as in force and as amended from time to time.

#### Amendments

The Board reserves the right to amend, modify or review this Policy in whole or in part, at any point of time, as may be deemed necessary.

(Annexure 'A' to the Board's Report)

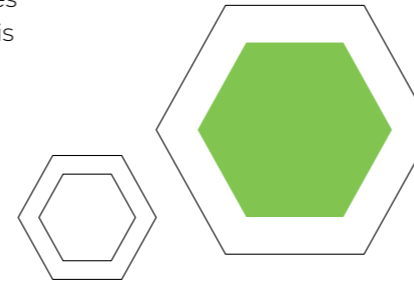
# MANAGEMENT DISCUSSION AND ANALYSIS

## GLOBAL ECONOMIC OVERVIEW



The global inflation is expected to decrease from 8.7% in the FY 2021-22 to 6.5% in the current year 2022-23 and further decline to 4% in 2024, primarily due to reversal in energy and food prices. Despite the positive outlook for global inflation decrease, several countries are still faced with persistently high core inflation rates. However, the projections indicate that these rates are predicted to gradually decline. Europe and the US are still anticipated to witness some weakness, while the Asian economy is projected to lead most of the global growth in 2023. This is owing to ongoing re-opening dynamics and relatively lower inflationary pressures compared to other regions.

Looking back, the year 2022 was marked by a series of global challenges that had a significant impact on the world economy. The Russia-Ukraine war, the re-emergence of Covid-19 in China, fluctuations in commodity prices, and central banks' policy decisions were among the macro-economic factors that affected the global economy projection to grow at estimated 2.9% in 2022 and forecasted to grow 1.7% in 2023. Measures are being taken to tackle the ongoing energy crisis in Europe, and concerted efforts are being made to stabilise the prices of essential commodities. Alongside, central banks have responded quickly to inflation pressures, demonstrating their commitment to maintain stable economic conditions.



## WORLD ECONOMIC OUTLOOK JANUARY 2023

Economic Growth Projections (Region-Wise % Change)

(Source: : Global Economic Prospects: Sharp, Long-lasting Slowdown to Hit Developing Countries Hard (worldbank.org))

	2021	2022e	2023f
World Output	5.9	2.9	1.7
Advanced Economies	5.3	2.5	0.5
United States	5.9	1.9	0.5
Euro Area	5.3	3.3	0
Emerging and Developing Economies	6.7	3.4	3.4
Russia	4.8	-3.5	-3.3
China	8.1	2.7	4.3
India	8.7	6.9	6.6
Brazil	5.0	3.0	0.8
South Africa	4.9	1.9	1.4

Source: World Bank report

## INDIAN ECONOMIC OVERVIEW



Indian economy has demonstrated remarkable resilience in the face of global challenges, emerging as the fastest-growing economy in the world with a growth rate of 7% for 2022-23 as per RBI at the time of publishing this report. This growth was propelled by private consumption and investment, aided by Government policies, aimed at improving the transport infrastructure, logistics, and business ecosystem in the country.

However, inflation remained high for a significant portion of the year, leading to the RBI raising interest rates quarterly, which in turn, caused a contraction in spending. As a response, the RBI opted to maintain its current interest rates during the April 2023 quarterly Monetary Policy meeting, with the aim of allowing the effects of previous interest rate hikes to take hold. This has shown results and helped India successfully control

inflation, as evident from its 18 month low rate of 4.7%, registered in April 2023.

Further, as geopolitical uncertainties diminish, consumer sentiment is expected to improve, providing a significant boost to all sectors. Furthermore, India's continued investments in technology, infrastructure, and energy are likely to position the country as one of the world's largest economies in the coming decade. The Government's focus on taxation to support growth, coupled with its efforts to maintain fiscal responsibility, are set to ensure sustained economic momentum in the country.

(Source: RBI projects India's GDP to grow at 6.5 per cent in FY24 | Mint (livemint.com))

(Source: MoSPI, <https://www.reuters.com/world/india/india-sees-gdp-growth-slowing-6-68-202324-govt-survey-2023-01-31/>)



## INDUSTRY OVERVIEW



### GLOBAL AUTOMOBILE INDUSTRY

The global automotive industry is expected to increase vehicle production due to eased supply chain disruptions and improved demand. The industry is undergoing significant technological and regulatory changes, including the rise of electric and autonomous vehicles, and is poised for growth in the coming years.

The automotive industry is a critical economic sector that is poised to undergo significant transformation in the coming years with the advent of new technologies and innovations. Customers are demanding unique features and all-purpose vehicles, while keeping environmental concerns for fuel-efficient and alternative powertrain vehicles. In terms of regional market size, the Asia-Pacific region is currently the largest market for the automotive industry, driven by the growing demand for passenger cars and fuel-efficient vehicles. High pent-up demand, attributed to industry under-production in the past few years, lower commodity prices, and reduced logistics costs will further encourage production across the industry.

### OUTLOOK

As the world is shifting towards more sustainable energy sources, so does the global automotive industry. It is capitalising on this opportunity through a host of approaches, including a change from traditional Internal Combustion Engines (ICEs) to Electric Vehicles (EVs). Although automobile demand had been sluggish for some time, with sales picking up almost across all segments, except the two-wheeler segment, as it's still below pre-Covid-19 level in India and the production registering recovery in 2022.

### INDIAN AUTOMOBILE INDUSTRY

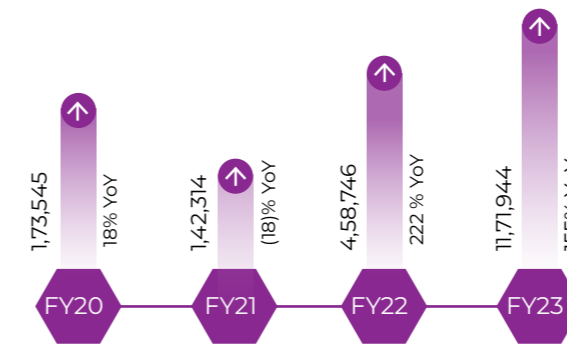
Reflecting resilience in its growth momentum, the Indian automobile industry is likely to sustain

its pace of progress once again in the FY 2023-24. While the overall production of automobiles exhibited upward trajectory, it also witnessed a strategic shift towards Electric Vehicles (EVs) from Internal Combustion Engine (ICE) vehicles. A segment that constituted only 1% of all auto sales in January 2021, formed approximately 7.5% in March, 2023.

This rise in EV sales is also boasted by the Indian Government's Target of 30% EV's by 2030 over ICE vehicles, further to support the Government target multiple Indian states have launched EV policies with subsidies for EV buyers which is further propelling the growth of the segment. More than 2.5 times Electric vehicle were sold in FY 2022-23 in comparison to that of FY 2021-22. Further to support the Government's target, multiple Indian states have launched EV policies with subsidies for EV buyers which is further propelling the growth of the segment.

### EV SALES IN INDIA

(Unit Sold)



(Source – Vahan)

(Source: FADA Vehicle Registration Data, Govt incentives to drive EV penetration in India, charging infrastructure key; Moody's | Business News, The Indian Express, EV sales in India hit 1.17 million units in FY2023, charge past 100,000 for six months in row | Autocar Professional)

### KEY ENABLERS

India possesses all the necessary pre-requisite to become one of the largest markets for mobility in the world. Firstly, the shift towards electric vehicles has created opportunities for tyre manufacturers to innovate and cater to the specific needs of these new vehicles, resulting in increased tyre demand. This, in turn, is expected to drive the demand for

original equipment manufacturer (OEM) tyres in the long run. Secondly, the rising income levels within the country have made motor vehicles more affordable, particularly for the young and aspiring middle-class population. Finally, with its sizeable population clusters, youthful and internet-savvy demographic, India is well-positioned to capitalise on the emerging trends. Among others, the country is set to benefit from the utilisation of clean technology amid rising interest rates and cost, following new emission and safety norms. The Indian Government impetus is already boosting manufacturing across industries through initiatives such as the PLI scheme and the Make in India campaign and Scrap Vehicle Policy.

(Source: Perry Hope Partners Research – Global Innovative Forecasts – Market: Commodity Chemicals | Mordor Intelligence: Global Carbon Chemical Market)

## GLOBAL TYRE INDUSTRY



Carbon black is a commonly used reinforcement compound in the tyre industry due to its ability to enhance the mechanical and dynamic properties of tyres. Now as the EV segment pickup pace in sales, it will further fuel the demand for the tyre industry.

The global tyre market has been classified into radial and bias tyres. The radial tyres segment is growing faster on account, due to higher vehicle efficiency, increased fuel efficiency, lower ground damage, and lower transverse slip. The growth was primarily driven by increased vehicle production and higher economic activities across the construction, mining, and oil & gas industries, with the Asia-Pacific region accounting for the highest demand.



**OUTLOOK**

The automobile industry has gone through various structural changes over past few years, which in turn, affected the demand in tyre industry. The replacement demand has a higher share compared to OEM demand. However, with the transition towards electric vehicles, it is expected that a fresh

demand in the tyre segment will boost OEM tyre demand over the long-term.

*(Source: <https://www.rsm.global/insights/2023-outlook-rising-trends-automotive-industry>  
Top Three Automotive and Mobility Trends in 2023 – Euromonitor.com  
Perry Hope Partners Research – Global Innovative Forecasts – Market: Commodity Chemicals)*

**INDIAN TYRE INDUSTRY**



The automobile industry faced several challenges in recent years, which affected the tyre industry as well. Despite this challenges, the industry is well-positioned to benefit from the growth of the Indian economy and the rising demand for transportation.

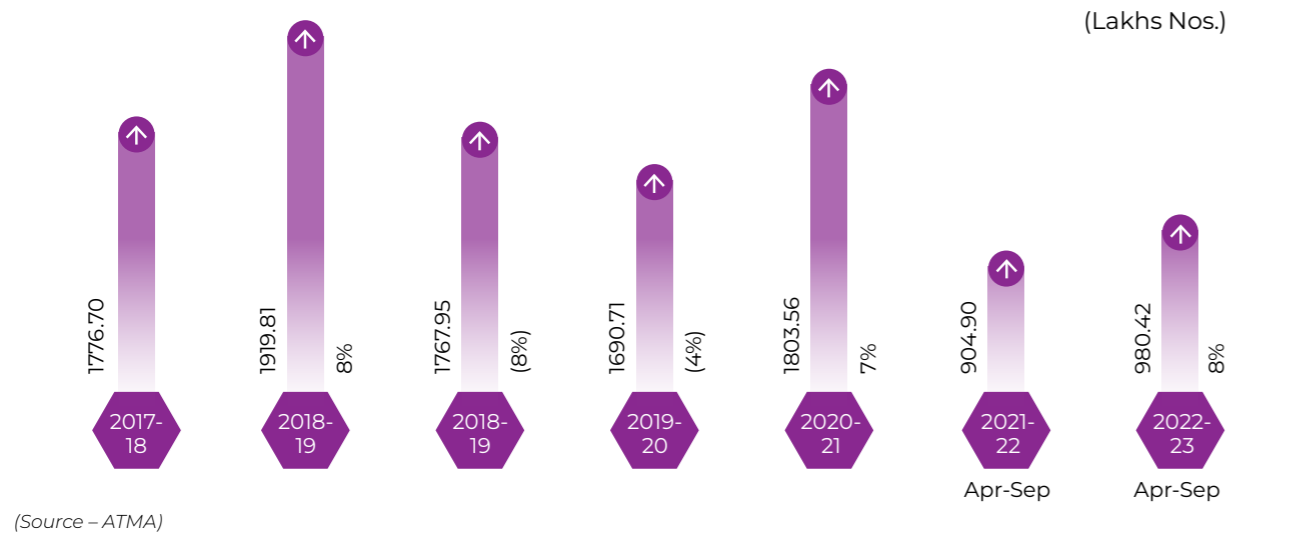
India exports tyres to more than 170 countries, including key markets, such as North America and Europe. Even during first half of FY 2022-23, tyre exports continued to witness robust growth as India benefitted from the imposition of Anti-Dumping Duties by the US on China, and the increased acceptance of Indian tyres globally. Healthy demand from top export destinations, such as the US, the UK, and European nations continued to propel growth.

**KEY ENABLERS**

The automobile industry has taken significant steps to enhance manufacturing capacity, improve technology, conduct research and development, and address production limitations in various vehicle segments, including commercial vehicles, passenger vehicles, and two-and three-wheelers. The export of automobiles and tyres from India has been the major contributor to the overall tyre demand. This factor is expected to propel the passenger vehicle industry and drive growth in the tyre sector. Additionally, the demand for radial tyres is anticipated to rise in tandem with the increased demand for passenger cars and commercial vehicles

*(Source: Auto industry looks to sustain growth momentum in 2023 - The Economic Times (indiatimes.com) ; CARE Edge Research)*

**Indian Tyre Production**



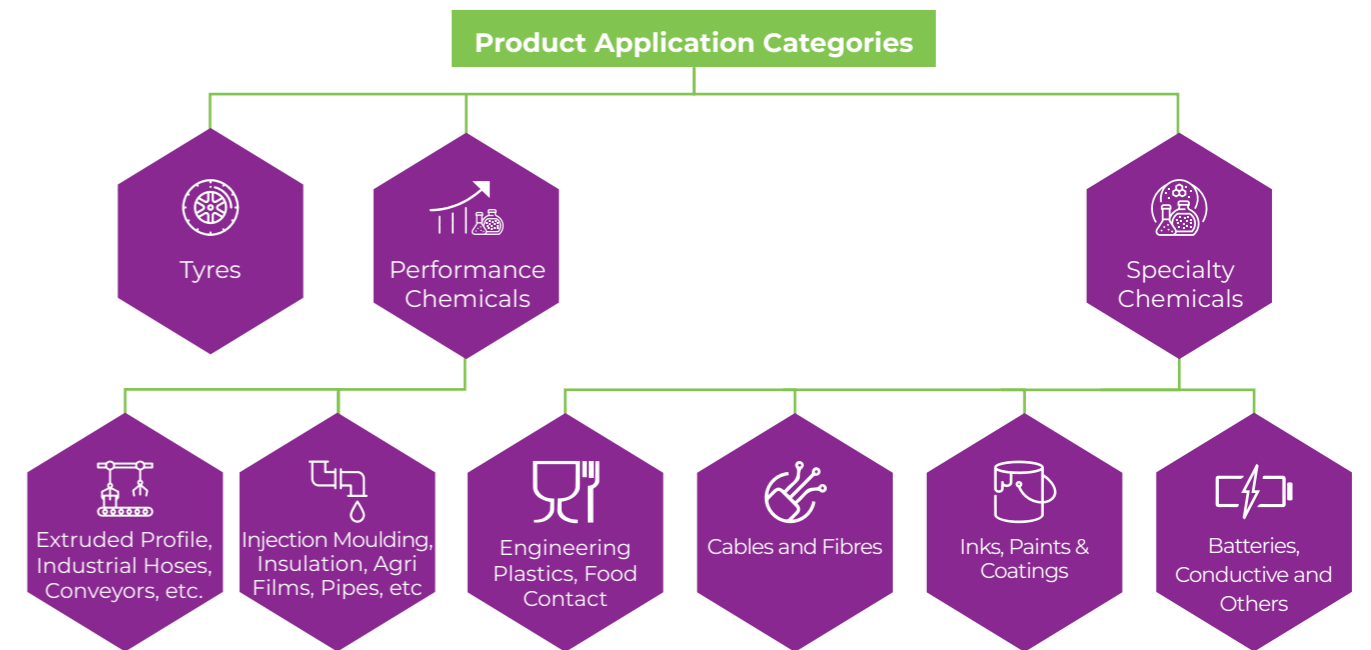
**GLOBAL CARBON BLACK INDUSTRY**



Carbon black is used in multiple sectors worldwide, with the demand for it primarily driven by the tyre and rubber product industry. Additionally, carbon black is also extensively used in plastics and electrical applications, particularly in batteries, further contributing to the ongoing surge in its global demand.

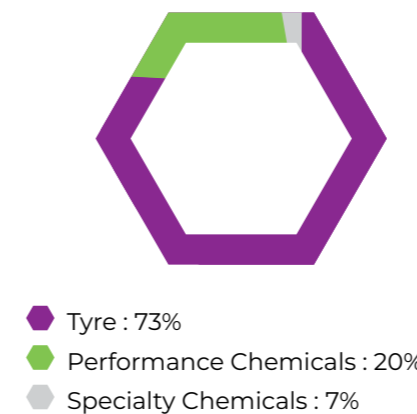
Carbon black is a form of elemental carbon. It is produced by incomplete combustion processes or the thermal decomposition of liquid or gaseous hydrocarbons under controlled conditions. Carbon black's physical characteristics depend on the production technology, enabling different applications. Over the years, there have been significant technological changes in the carbon black production process.

**CARBON BLACK USES**



**GLOBAL CARBON BLACK MARKET**

Volume Share % by Application



In the year 2022, the global carbon black market (in volume) was estimated at 15 Million tonne. This Industry is forecasted to register a CAGR of 3.5%.

Carbon black has been used for decades, usually as reinforcement, and has emerged as the key component in the rubber industry. It finds applications in tyres, rubber goods such as conveyor belts, hoses, and sealants, among others. Non-rubber applications, also called specialty applications include pigments for paints, coatings, inks and toners. Other specialty applications include its use in the plastics industry for manufacturing fibres, mouldings, conductive packaging, semiconductive cable compounds and films. Carbon black has also been used in various electrical & electronics applications, including electrodes and batteries.



## EMERGING TRENDS IN THE GLOBAL CARBON BLACK MARKET



The carbon black sector is presented with opportunities stemming from the relatively low per capita penetration of motor vehicles in developing economies, the growth of industrialisation in emerging economies, policies aimed at scrapping older vehicles, and rising consumption driven by an increasing middle-class population.

As the world shifts towards a more sustainable approach, the focus on circular economy has spurred innovative approaches to downstream sector management. Due to which the pressure within the carbon black industry ecosystem have prompted upstream manufacturers to collaborate with downstream value chain partners, focussing on the development of new technologies that promote greener methods for carbon black production.

### INDIAN CARBON BLACK MARKET

The Indian carbon black market is poised for decent growth through 2028, primarily driven by growing automobile & tyre demand & specialty applications. Carbon black's versatility in combining with additives, elastomers, or binding agents to

create more innovative, environmentally friendly high-end products makes it a widely used material across several industries. This industry is led by PCBL with the highest production capacity in the country. Further, the Indian carbon black industry is highly concentrated, with a small number of players accounting for the majority of the production.

### SPECIALTY CHEMICALS

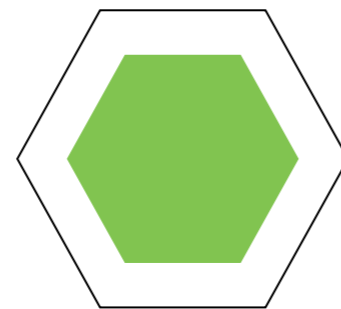
Specialty chemicals is a highly refined form of carbon black that contains lower levels of ash, sulfur, and metals, among other impurities to improve performance and durability.

Specialty chemicals is witnessing high growth rates in developed regions across industries. Its superior properties and diverse applications make it an important material in several industries.

### OUTLOOK

The growing demand for specialty chemicals has prompted major manufacturers to bolster their production capacities and transition their production lines from standard carbon black to specialty variants. Companies are actively investing in research and development centres, positioning themselves for a competitive edge in the specialty chemicals. These strategic measures demonstrate a confident and prudent approach to meeting the evolving market needs and capitalising on the opportunities ahead.

*(Source: Frost & Sullivan: Energy & Environment Research)*



## COMPANY OVERVIEW

### ABOUT PCBL LIMITED



PCBL, an integral part of RP-Sanjiv Goenka Group, was established by Mr. K. P. Goenka in 1960, commencing production operations in Durgapur with a capacity of 14,000 MTPA. Over the course of more than six decades, PCBL has played a pioneering role. In the field of tyres, performance and specialty chemicals through its five strategically located state-of-the-art plants in Durgapur (West Bengal), Palej (Gujarat), Mundra (Gujarat), Kochi (Kerala) and Chennai (Tamil Nadu) through its wholly-owned subsidiary PCBL(TN) Limited, PCBL has also established an R&D centre in Palej (Gujarat) and an Innovation centre in Ghislenghien (Belgium). Presently, it boasts a production capacity of 666,000 MTPA (including the commissioning of the first phase of 63000 MTPA of the Greenfield Project in Chennai through its wholly-owned subsidiary PCBL(TN) Ltd.) and contributes 98 MW of Green Power. Today, PCBL stands as India's largest manufacturer of carbon black and a prominent global player, catering to a diverse customer base across 50+ countries.

Over time, PCBL has implemented a series of initiatives with the aim of strengthening its resilience. These initiatives encompass operational excellence, research and development-driven innovation, a highly skilled workforce, a customer-centric approach, a diverse portfolio of value-added products, and a focus on specialty chemicals. The Company has pursued organic growth by expanding its production capacity in accordance with market demands, while maintaining a strong emphasis on tyre, performance and specialty chemicals. Additionally, an ongoing effort to digitalise internal processes is anticipated to enhance operational efficiency and sustain the Company's competitive advantage.

In a notable achievement, PCBL has successfully completed the first phase of its Greenfield Project in Chennai, Tamil Nadu. Upon its full completion expected in FY 2023-24, this project will augment the Company's carbon black capacity to 147,000 MTPA and contribute an additional 24 MW of green power.

### STRENGTHS – GREENFIELD PROJECT IN CHENNAI, TAMIL NADU

#### Smart Factory

Smart Factory with incorporation of Industry 4.0 concepts, using machine learning and artificial intelligence for process control

#### Green Factory

zero liquid discharge plant, rain water harvesting and water conservations

#### Automation

Automated & advanced material handling and warehouse management system; Fully-automated process control through DCS

#### Proximity to Ports

Located close to Kattupalli port and Ennore port, enabling easy import of raw materials (CBFS) and export sales

### CAPACITY

PCBL started its manufacturing journey with an initial capacity of 14,000 MTPA in 1960. Over the years, the Company has undergone significant growth and currently holds an impressive annual capacity of 6,66,000 MTPA. (including commissioning of the first phase of 63,000 MTPA of the Greenfield project in Chennai, Tamil Nadu, through its wholly-owned subsidiary PCBL(TN) Ltd.).

This increase is led by the operation of five strategically located plants across India, including Greenfield project in Chennai, Tamil Nadu through wholly-owned subsidiary PCBL(TN) Ltd.

In February 2021, PCBL Limited commissioned two specialty black lines, totalling about 32,000 MTPA, at Palej, Gujarat. The new lines, along with the plants in Durgapur (West Bengal), Mundra






(Gujarat), Kochi (Kerala), and Chennai (Tamil Nadu) through wholly-owned subsidiary, PCBL (TN) Limited are backed by cutting-edge technology. This helps switch seamlessly between alternative feedstock, make efficient use of resources, deliver a wide selection of grades, and accomplish high-quality standards

To strengthen our capabilities further, we have embarked on two expansion projects: The first is a greenfield project in Chennai, Tamil Nadu, through wholly-owned PCBL (TN) Limited. We have successfully commissioned the first phase, and upon completion, the plant will add 1,47,000 MTPA of carbon black capacity and 24 MW of green power. The second is a brownfield project which is coming up in Mundra, Gujarat. The estimated capacity of the plant is 40,000 MTPA and will be completed in two phases. With this, total manufacturing capacity is projected to be 7,90,000 MTPA and 122 MW of green power.

**MANUFACTURING UNITS**

PCBL has five manufacturing units located in strategic proximity to customer locations and ports in Durgapur (Eastern India), Cochin (Southern India), Palej and Mundra (Western India) and Chennai (Southern India) through its wholly-owned subsidiary, PCBL (TN) Limited.

Plants	Carbon Black	Green Power
Durgapur	1,63,500 MTPA	30 MW
Kochi	92,500 MTPA	17 MW
Palej	1,42,250 MTPA	19 MW
Mundra	2,04,750 MTPA	32 MW
Chennai (through its wholly-owned subsidiary PCBL (TN) Limited)	63,000 MTPA	
<b>Total</b>	<b>6,66,000 MTPA</b>	<b>98 MW</b>



The Company has strengthened its competitiveness by growing its global presence, diversifying its product portfolio and consistently delivering a robust performance.

**GLOBAL PRESENCE**

PCBL has a well-established global presence, with seven offices located in both Europe, Asia and North America. Catering to a clientele spread across 50+ countries, the Company strategically places its well-equipped decanting stations and warehouses throughout the US, Europe, and Asia to ensure efficient distribution of its products. Its unwavering commitment to diversify its product portfolio and consistently deliver strong performances has further strengthened its competitive edge. Its impressive list of clientele comprises some of the most renowned global tyre majors. Additionally, the Company has also left a permanent mark as a key global player in the specialty black segment, cementing its position as one of the top leaders in the industry.

**PORTFOLIO**

PCBL offers a comprehensive portfolio of tyres, specialty and performance chemicals utilising cutting-edge technology to address the diverse needs of its global customers.

The Company's portfolio includes carbon black grades that cater to renowned global tyre and industrial rubber goods manufacturers, enhancing the physical properties of their products.

In addition, PCBL's portfolio includes high-margin, non-rubber applications, with plastic holding the largest market size worldwide. PCBL's specialty portfolio is designed to meet over 90% of the plastic market by product segment in various industries globally. The Company has extensive

expertise in engineering plastics, fibres, and US FDA-compliant food contact grades, as well as semicon and cables, among other areas. PCBL aims to strengthen its capabilities in ink, paint, and coatings and high conductive applications like, conductive polymer, ESD and battery. PCBL is committed to leveraging its deep capabilities and cutting-edge technology to provide its customers with innovative and high-quality specialty and performance chemicals.

**DOWNSTREAM APPLICATION OF TYRE AND PERFORMANCE CHEMICALS: TWO PRIMARY UTILITIES:**

**Technical and Moulded Rubber Goods**

- Conveyor Belts
- Construction
- Extrusions and Profiles
- Damping Elements
- Hoses and Ducting
- Power Transmission Belts (V-belts)
- Rubber Mats and Shoe Soles
- Rubber Pads and Caps
- Anti-Vibration Grommets
- Moulded Rubber Goods
- Seals and Gaskets
- Rubber-to-Metal Bonded Goods
- Unvulcanised Sheets
- Adhesives
- Tubing

**Tyres**

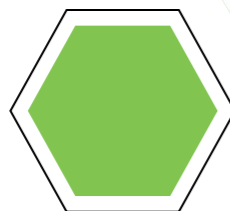
- Passenger Vehicle Tyres
- Truck and Bus Tyres
- Off-the-Road Tyres
- Agricultural Tyres
- Forestry Tyres
- Two-Wheeler Tyres
- Three-Wheeler Tyres
- Cycle Tyres
- Tyre Retreading Materials

**Specialty Chemicals Applications Finds the Following Downstream Applications**

- Food Contact Plastic
- Synthetic Fibre and Textile Fabric
- Wire and Cable
- Film and Sheet Application
- Geo-Textile/Geo-Membrane
- Pressure Pipe
- Drip Irrigation Pipe Systems
- ESD and Conductive
- Plastics Moulded Parts
- Engineering Plastics
- Inks
- Paints
- Coatings
- Adhesives
- Sealants
- Batteries






**BUSINESS REVIEW**
**Carbon Black**
**774.84** Crores

EBITDA

**444.09** Crores

Profit After Tax (PAT)

**Power**
**142** Crores

Revenue (Excluding Inter-Segment Revenue)

**4,45,184** tonnes

Sales Volume

**Calculations and Explanation of Major Ratios:**

Particular	Numerator	Denominator	Standalone			Consolidated		
			Year ended 31 March, 2023	Year ended 31 March, 2022	% Change	Year ended 31 March, 2023	Year ended 31 March, 2022	% Change
<b>1. Current Ratio</b>	Current Assets	Current Liabilities	<b>1.04</b>	1.40	(25.71)	<b>1.09</b>	1.44	(24.31)
<b>Reasons for Variance</b>								
Due to liquidation of current investments - mutual funds for the purpose of investment in wholly-owned subsidiary PCBL (TN) Limited.								
<b>2. Debt Equity Ratio</b>	Total Debt = Non-current borrowings + Current Borrowings	Total Equity*	<b>0.25</b>	0.26	(3.85)	<b>0.33</b>	0.26	26.92
<b>Reasons for Variance</b>								
On Consolidated basis, During the current year the subsidiary company has availed Term loan from bank.								
<b>3. Return on Equity (%) / Return on Net Worth (%)</b>	Net Profits after taxes	Total Equity*	<b>15.75%</b>	16.40%	(0.65)	<b>15.57%</b>	16.26%	(0.69)

Particular	Numerator	Denominator	Standalone			Consolidated		
			Year ended 31 March, 2023	Year ended 31 March, 2022	% Change	Year ended 31 March, 2023	Year ended 31 March, 2022	% Change
<b>4. Inventory Turnover Ratio - Days</b>	Sales	Inventory	<b>36</b>	39	(6.84)	<b>40</b>	39	3.00
Refer Note 1								
Inventories = Raw Materials + Finished Goods + Stores and Spare Parts (including packing material).								
(Sales = Sales of Finished Goods and Traded Goods without GST+Sale of Power)								
<b>5. Debtors Turnover Ratio - Days</b>	Sale	Trade Receivables	<b>69</b>	70	(1.96)	<b>68</b>	70	(2.37)
Refer Note 1								
(Sales = Sales of Finished Goods and Traded Goods including GST+Sale of Power)								
<b>6. Net Profit Margin (%)</b>	Net Profit (Profit after Tax)	Net Sales	<b>7.59%</b>	9.65%	(2.06)	<b>7.69%</b>	9.63%	(1.94)
<b>7. Interest Coverage Ratio</b>	Earning before Interest and Tax (EBIT)	Finance Costs	<b>21.55</b>	-	-	<b>21.44</b>	-	-
Note :								
EBIT = Profit Before Tax + Finance Costs								
Finance Costs = Interest expenses on debts and borrowings + Other borrowing costs + net loss/ (gain) on foreign currency transaction / translation - Interest on Lease rent								
<b>Remarks :</b>								
Net gain on foreign currency transaction / translation during the year ended on 31 March, 2022 was higher than sum total of all other components of finance cost resulting in a negative finance cost. Hence interest coverage ratio has not been computed for the year ended on 31 March, 2022								

Particular	Numerator	Denominator	Standalone			Consolidated		
			Year ended 31 March, 2023	Year ended 31 March, 2022	% Change	Year ended 31 March, 2023	Year ended 31 March, 2022	% Change
<b>8. Long term Debt Equity Ratio</b>	Non-current borrowings	Total Equity*	<b>0.10</b>	0.12	(18.38)	<b>0.18</b>	0.12	56.31
Non-current borrowings								
Total Equity								
Non-current borrowings includes Current maturities of Long-Term Debt								
Total Equity = Equity share capital + other equity.								
<b>Reasons for Variance</b> On Consolidated basis, During the current year the subsidiary company has availed Term loan from bank.								
<b>9. Operating Profit Margin (%)</b>	Operating Profit	Revenue from Operations	<b>11.77%</b>	13.60%	(1.83)	<b>11.89%</b>	13.54%	(1.65)
Operating Profit = Profit before tax + Depreciation and Amortisation expense including depreciation on right of use assets+ Finance Costs + Net loss/(gain) on foreign currency transactions/ translations + Loss on disposal of property, plant and equipment's - Other Income - Payment to lease liability								

Notes :

1. The Company's turnover is highly sensitive to the changes in crude prices which may fluctuate widely between quarters. The Company, therefore, believes that the Debtors and Inventory turnover days computed on the basis of simple average of the turnover days for each of the four quarters of the year will be more appropriate and reflective on its operations. The turnover days for each quarter is derived by dividing the quarter-end outstanding debtors / inventory balance with sales for the respective quarter.

Numbers for the previous year have also been recalculated accordingly.

2. Figures used for calculation of ratios for consolidated financial statements, include share of non-controlling interest whenever applicable.

## RESEARCH & DEVELOPMENT AND INNOVATION

At PCBL, research and innovation are critical drivers of technical and business growth and over the last few years, the Company has intensified its research commitment by making forward-looking investments in the development of infrastructure, human resources, and processes, which has strengthened the Company's capabilities in new product development, product customisation, product application, process efficiency etc.


The Company has been leveraging its 'Competitive Intelligence' study to identify the scope and opportunities for customer engagement, white space mapping, market-driven research, innovation, and intellectual property protection.

The R&D activities of PCBL stand out for their strategic innovations that have catalysed the Company's 'New Product and Process Development Roadmap' across carbon black, 'Renewable Resourced Carbon Black', 'Nano-structured Carbonaceous Materials', 'Conducting

Carbon Black', and 'Carbon Black Feedstock, CBFS' from new and renewable resources. The innovation focus empowered the Company in the design of a competitive product portfolio that has accelerated sustainable business growth.

The Company's R&D mechanism, focussed on market/business needs and connecting to cutting-edge technology solutions, which strengthened the performance of existing grades and deepened its understanding of CBFS features, which, in turn, has helped to create superior quality products. PCBL has also harnessed partner's knowledge and capabilities and used intra- and inter-organisational technology collaborations to leverage application research.

PCBL has set up global research and development facilities, the 'Sushila Goenka Research and Development Centre' at Palej, Gujarat, and 'Sushila Goenka Innovation Centre' at Ghislenghien, Belgium, to drive the innovation. The 'Sushila Goenka Research and Development Centre' at Palej, is recognised by the 'Department of Scientific and Industrial Research (DSIR)', Government of India.





The R&D activities of PCBL are advocated by a pool of experienced and qualified product and process development scientists and engineers, along with comprehensive infrastructure, equipment and facilities for feedstock and carbon black development. Research is also directed to evaluate morphological features, elemental, and microscopic analysis, assessing the physio-chemical properties, rheological, thermal, mechanical, dynamic, mechanical, electrical properties, and colour performances of rubber compounds, plastics compounds, and inks and coatings. The research and development laboratory is also equipped to evaluate the performance of carbon black for energy storage devices.

The R&D team focusses on the development of new products and technologies in line with the demanding processing, application, and environmental standards preferred by customers.

### INFORMATION TECHNOLOGY (IT)

Information Technology is one of the most essential enablers for business of PCBL. The organisation is making continuous efforts to remain at the leading edge of technology, ensuring security, confidentiality & availability of business data & information. Investments in cloud & digital platforms are enhancing the overall organisational efficiency on one hand while improving business performance on the other hand.

During FY 2022-23 there has been no business, financial or reputational loss due to IT. Best-in-class and modern ERP of SAP HANA in Cloud, Fiori apps, ERP-integrated SAP SuccessFactors HRM Platform continue to provide the scalability, performance, compliance & security to the most critical data & systems of business. Business from anywhere is ensured through secure two-factor authenticated VPN, SSO & Containerisation.

Azure Active Directory & Microsoft 365 setup for the entire PCBL IT users ensure speed of deployment, security & seamless user experience. Uniform patch management platform with cloud-enabled patching for Users/Devices ensure hygiene security of systems even if user is not in office network.

The Company is aware about the current elevated levels of cybersecurity risks across the globe. All critical IT servers in cloud are protected with best-in-class UTM (Unified Threat Protection Firewall), with Managed Security Services (MSS) of a reputed



partner. Security Assessment has been carried out successfully through a reputed partner on the most critical & core IT systems.

The organisation has adopted & deployed one of the best-in-class Advanced Threat Management Platform (ATP) for all End-User Devices (Laptops, Desktops) through AD, which is monitored & managed centrally. Automated Containerisation and End-Point Security deployment has been enforced through MDM for any personal Mobile/Tab/iPad as well, if official data access is needed from that device.

A remote Disaster-Recovery Data Centre for most critical ERP Production data has been set up for continuous business transaction data replication in real-time. The replication / sync is monitored centrally through automated tools & alerts; periodic DR drill ensures effectiveness of the DR setup, thus eliminating risk of business-continuity in case of any major impact on primary Data Centre.

Automated tool-based backup is scheduled & monitored for all critical Cloud Servers. Encrypted backups are stored separately and tested periodically for their effectiveness through restore drills.

Local data of all End-User machines are automatically backed in real-time through a robust cloud backup. This ensures zero loss of organisational data & availability from anywhere, even in case of theft or complete damage of any Laptop.

The Company has a designated CISO and is embarking on the journey of adopting the latest version of ISMS: ISO27001.

### ENVIRONMENT, HEALTH & SAFETY, AND SOCIAL RESPONSIBILITY

Over the years, PCBL has been expanding its product portfolio and widening its global presence. As we are maturing further as a global player, our responsibilities towards our environment and people have also increased. We have been advocating sustainable development since many years and our efforts towards it are rightly reflected in our performance and actions.

We have been utilising the waste gas produced during carbon black manufacturing process in our co-generation power plants to produce electricity. Electricity thus generated is sold to the local grid after meeting our own power requirements. By doing so, we offset the GHG emissions that would have been caused by using fossil fuels to produce the same amount of electricity. We have optimised our various processes and operations to keep our net GHG emissions intensity in check. We have invested in new technologies and more energy efficient equipment to upgrade our operations and to lower our carbon footprint. Due to the collective efforts and contributions of our teams across all locations, our GHG emissions stand lower than 2.0 tCO<sub>2</sub>e/MT which can be considered as satisfactory as far as carbon black industry is concerned. Our R&D team is actively engaged in exploring new possibilities to substitute some of our fossil fuel consumption with bio-based fuels and other renewable energy sources.

We consider our employees as our most valuable assets and so their safety and well-being are the topmost priority for us. In line with our vision to provide an exciting workplace to our people, we believe that workplace safety plays the most crucial role in it. We are always striving to learn and implement best safety practices across our locations of operations and to foster a safety-first culture among our entire workforce. We continuously provide technical and behavioural safety trainings to raise awareness among our people and to ensure they are always a step ahead in terms of knowledge and technical skills required to perform their jobs in a safe manner. Steps towards automation of some of our processes have been taken by us to minimise manual interventions.

All our manufacturing sites have occupation health centres to provide primary medical treatment. Team of trained First-aiders is available inside our plants round the clock to handle any medical incidents and we have tied-up with the nearby hospitals to handle any medical emergencies. We also provide medical insurance cover to our employees to take care of their financial needs.

We strongly believe that economic growth

and sustainability go hand in hand. As a responsible organisation, we are committed to the environment, making relentless efforts to keep our emissions, effluent discharge and waste disposal in compliance with the applicable regulatory guidelines. All our plants are Zero Liquid Discharge compliant, and we have also installed CEMS (Continuous Emissions Monitoring Systems) for real-time monitoring of our environmental emissions and to take proactive actions in case of any deviations from the set parameters. We have taken some improvement projects across our plants focussed on reducing our specific freshwater consumption, power consumption and minimising waste generation at source aligned with our commitment towards environmental stewardship.

We have identified communities as one of our stakeholders and have taken various CSR initiatives to engage with them for their betterment. We have been providing necessary support to them in terms of education, sports, healthcare, women empowerment, infrastructure development, green-belt development, skill-building among others. We do not hesitate to invest in our communities beyond our legal obligations. Our guiding mantra of 'Touching lives in more ways than one' keeps us motivated to care for our communities for their holistic development and to build long-term value for our societies. We are committed to uplift the lives of our surrounding communities as we grow further with each passing year.

Product stewardship has been identified as one of the key material topics at PCBL Limited. Our R&D team is working continuously to reduce the hazardous substances (ROHS, SVHC, PAH etc.) in our product. We capture regulatory requirements of different countries regularly and comply with international regulations and norms. We have engaged an expert agency as the 'only representative' to help in REACH registration and meet regulatory requirements for the export of carbon black to European countries. Material handling and storage process for safe use of the product has been disclosed in SDS section 7. The product complies with EU waste code: 61303 and the disposal method of the product has been disclosed in SDS section 13.

### RISK MANAGEMENT

With a robust risk-management framework in place, PCBL has been able to stay ahead of the game and mitigate potential risks that may arise from various sources, whether internal or external. This proactive approach allows the Company to continually generate value for all its stakeholders, even when the economic landscape and industry trends may be less than ideal. It is worth noting that SEBI (Listing Obligations and Disclosure Requirements) Regulations, 2015 mandates that

companies must educate their Board members on the intricacies of risk assessment and mitigation strategies. PCBL's Board takes its responsibility to manage risk very seriously and is fully committed to developing and overseeing a comprehensive risk-management plan. This plan is crucial for the Company to continue operating successfully and sustainably in the long run.

Sustainability and Risk Management Committee comprises the following members:-

Name	Position held	Nature of Directorship
<b>Mr. Kaushik Roy</b>	Chairman	Managing Director
<b>Mr. Paras K Chowdhary</b>	Member	Non-Executive Independent Director
<b>Mr. Pradip Roy</b>	Member	Non-Executive Independent Director
<b>Mr. T C Suseel Kumar</b>	Member	Non-Executive Independent Director

### Risk-Mitigation Plan

The Board takes the following steps as a part of its risk management and mitigation plan:

- Defines the roles and responsibilities of the Risk Management Committee
- Takes part in major decision making, affecting the organisation's risk profile
- Integrates risk-management reporting with the Board's overall reporting framework



#### Identification and Assessment Approach

Anticipating and estimating of the probability of occurrence, severity, category, and rating of risk



#### Prevention and Control Strategy

Articulating measures to avoid occurrence of risk, limit its severity, and reduce its consequences



#### Monitoring

Inspecting effectiveness of controls, responding to the results, and improving the approach



#### Reviewing and Reporting on the Risk

Processing by the Management at appropriate intervals (at least once a year)

### ECONOMIC

#### RISK

#### MITIGATION

#### Country Risk

Investing in any country carries inherent risks stemming from political instability, economic volatility, fluctuating exchange rates, and technological advancements. These factors could potentially lead to unexpected losses, underscoring the importance of conducting thorough risk assessments before making any investment decisions.

Likelihood of occurrence: Low

Ensuring a thorough understanding of the country-specific risks is a critical aspect of the Company's investment strategy. To achieve this, PCBL relies on the expert assessments provided by accredited agencies and also conducts its own in-depth evaluations of economic, political, social, and structural factors, affecting the country.

The Company's senior leadership team and Board of Directors engage in rigorous discussions and deliberations to gain a comprehensive perspective on the associated risks, and makes informed decisions that align with its investment objectives.

### ECONOMIC

#### RISK

#### MITIGATION

#### Economic Risk

The Company's business prospects may face an unfavourable impact due to the persistent sluggishness of the global and Indian economy.

Likelihood of occurrence: Medium

The Company's senior leadership team is adept at tracking emerging trends, regulatory shifts, and economic developments to fine-tune its business strategies accordingly. PCBL conducts impact assessment studies as and when required to keep up with the ever-evolving business landscape.

#### Investment Risk

It is imperative to maintain efficient project management practices that ensure timely delivery within budgeted capex to avoid potential impacts on cash flows or increased debt burden.

Likelihood of occurrence: Low

PCBL understands the importance of efficient project management and its impact on its financial health. Therefore, it leaves no stone unturned when it comes to undertaking detailed project planning and feasibility studies. It believes in frequent review meetings to keep all stakeholders informed of the progress and streamline the project's execution.

The PCBL team comprises highly skilled individuals with experience in overseeing such projects, who utilise the latest technologies to ensure timely completion of projects within budget.

#### Supply Chain Risk

The reliability of the Company's supply chain partners is crucial to its smooth operations. Any disruptions in the supply of materials from its major suppliers can have significant implications. Additionally, PCBL closely monitors and anticipates market volatility, particularly in crude oil prices, as it can affect both raw material and end product prices, potentially impacting its bottom line.

Likelihood of occurrence: Low

PCBL proactively manages the risks associated with supply chain disruption and raw material price volatility. It has built strong relationships with its suppliers, and maintains backup sources to ensure uninterrupted operations. Additionally, its senior management team carefully plans production schedules and maintains adequate inventory levels of key materials to mitigate risks.

In the face of raw material price fluctuations, the Company takes strategic actions such as implementing cost-reduction initiatives and adjusting non-contract sales prices. Moreover, a significant portion of its sales volume is based on a formula-driven pricing mechanism, which enables it to recover any cost changes from customers. These measures ensure that the Company maintains profitability, while continuing to deliver high-quality products to its customers.



ECONOMIC	
RISK	MITIGATION

**Competition Risk**

The ever-changing dynamics of the market and the emergence of new competitors can present a challenge to both the market position and financial performance of the Company.

Likelihood of occurrence: Low

By actively seeking and incorporating customer feedback, the Company is continuously enhancing its products and services to meet and exceed their expectations. It also conducts regular review meetings to ensure that its customers are satisfied with its offerings, as it proactively addresses any concern or grievance they may have.

To stay ahead of the competition, PCBL invests in market intelligence and strategic product differentiation. This allows the Company to identify emerging trends and customer preferences, and offer unique solutions

**Rate Risk**

The revenue generated from the sale of power forms a crucial component of the Company's overall earnings. Hence, any fluctuations in power tariffs could have an impact on its bottom line, making it imperative for the Company to keep a close eye on any such developments.

Likelihood of occurrence: Low

PCBL builds and maintains strong partnerships through strategic bilateral power purchase agreements, which enables it to secure reliable and cost-effective power supply for the short, medium and long-term.

**Operational Risk**

The sophisticated level of automation PCBL has integrated into its production process means that any machine breakdown has the potential to cause a ripple effect, impacting the entire operation.

Likelihood of occurrence: Medium

The Company maintains a tight grip on the manufacturing process by constantly monitoring its operations and has implemented cutting-edge predictive and preventive maintenance programmes to keep its equipment in top-notch condition. Additionally, PCBL conducts regular equipment overhauls to ensure uninterrupted and seamless production.



ECONOMIC	
RISK	MITIGATION

**Financial Risk**

The volatility of interest rates presents a challenge to the Company's profitability. Furthermore, maintaining adequate liquidity and effectively managing working capital are critical factors towards financial viability. The Company must also be mindful of the potential for non-payment from its debtors, as this could significantly impact its bottom line. It must recognise that strict compliance with the terms of its borrowing arrangements is essential to maintaining credit ratings and overall financial stability.

Likelihood of occurrence: Medium

PCBL proactively manages interest rate fluctuations by optimising its borrowing mix, balancing fixed and floating rates. The Company's liquidity is closely monitored to ensure that it always has adequate funds to meet its operating needs.

The Company invests any excess cash in liquid, short-term instruments, such as bank deposits, marketable debt securities, and debt mutual fund schemes to maximise returns, while maintaining flexibility.

PCBL's credit risk management policies and procedures are based on thorough customer profiling. It closely monitors changes in credit ratings, regulatory conditions, industry trends, and payment history to avoid any defaults. To mitigate payment risks, the Company has implemented secure payment methods for its power sales, and closely observes its debt covenants to avoid any breach of borrowing conditions.

**Technology Risk**

The continuous advancement of technology presents a risk that the Company's technology may become outdated, potentially leading to non-compliance with quality standards, while impeding its efficiency.

Likelihood of occurrence: Medium/Low

To keep up with the ever-evolving technological landscape, the Company prioritises staying informed of the latest advancements and innovations. PCBL's technical team is dedicated to continuously reviewing and updating its technology to ensure it meets the highest standards of quality and efficiency. Additionally, it invests in hiring qualified personnel who possess the expertise and knowledge needed to evaluate and recommend new technology that can enhance its operations.



ECONOMIC	
RISK	MITIGATION

**Currency Risk**

The volatility in foreign currency exchange rates may pose a risk to the Company's profitability, especially with the depreciation of the Indian rupee.

Likelihood of occurrence: Medium

The Company proactively manages this risk by diversifying its sales portfolio between domestic and international markets.

PCBL employs financial instruments such as forward contracts and cross-currency interest rate swaps to hedge against potential currency fluctuations. The Company's strategy allows it to stay agile, and adapt to the ever-changing economic landscape, while safeguarding its financial health.

**Product Development Risk**

Venturing into uncharted territories and introducing new products where the Company's knowledge and expertise are limited could pose a potential risk to its business performance and hinder successful implementation.

Likelihood of occurrence: Low

PCBL takes pride in its proactive approach to identify potential gaps in its product portfolio by conducting rigorous evaluations of its R&D capabilities. The Company invests in a product development project only after carefully weighing the risks and benefits.

Its approach towards product development includes regular testing at customer sites to ensure that the product is a perfect match for their needs and surpasses their expectations. Before initiating product development, the Company conducts informal market research to gauge customer demand and ensure that its efforts align with their needs.

**Downstream Risk**

The Company's growth is contingent on the health of downstream industries, and any deceleration in these sectors may pose a threat to its progress.

Likelihood of occurrence: Medium

The Company safeguards itself from the impact of downstream industry slowdown by expanding its range of products, reaching out to a wide network of customers across different regions and countries.

ECONOMIC	
RISK	MITIGATION

**IT Risk and Cyber Security Risk**

The evolving nature of the Information Technology industry and Cyber Security threats pose risk to the Confidentiality, Integrity and Availability of the IT-enabled Systems & related Business Processes of the Organisation.

Likelihood of occurrence: Low/Medium

The Company proactively manages the Information Technology Security risks by ensuring continuous enhancements in the ICT infrastructure & governance, benchmarking with reputed partners and best-in-class platforms.

A structured risk identification and mitigation process exists in the Organisation for the Enterprise IT systems and platforms. Annual IT General Computer Controls (GCC) & Business Cycle Control (BCC) audit by Statutory Auditor ensures risk mitigation of the core ERP system. Periodic security audits by external Auditor on the Cloud Infrastructure and Internet Gateway mitigates the identified risks.

Managed Security Services (MSS) of Firewalls, Advance Threat Protection (ATP) Software for End-User Devices, remote Disaster Recovery setup for ERP & Internet, tool-based automated Data backup of Servers & End-User Devices, IT governance framework through ITSM tool, centralised deployment of Software, Policies & Patches through Active Directory are some of the key initiatives to mitigate the known ICT and Cyber-related risks. Cyber Security Insurance exists in the Organisation to handle any impact of residual risks.

The Company has a designated CISO and is embarking on the journey of adopting the latest version of ISMS: ISO27001.

**Substitute Risk**

The shift towards eco-friendly products like silica as a substitute for carbon poses a risk to the Company's profitability. Currently, the cost-effective use of crude to derive CBFS provides it with a competitive advantage. However, if crude prices escalate, and alternatives like CBFS derived from coal tar become more cost-effective, it could adversely affect the Company's operations and profitability.

Likelihood of occurrence: Low

The Company's research team conducts a thorough market analysis, feasibility study, and gap analysis to identify the demands and requirements of its customers before proceeding with the production of any particular carbon black grade.

In the event of a shift towards a coal tar-based CBFS, the Company would undertake rigorous testing to ensure the reliability of the new input material. It would also modify its production process, as and when necessary, to ensure optimal efficiency and quality.



ENVIRONMENT	
RISK	MITIGATION

**Regulatory Risk**

Non-compliance with regulatory requirements can cause disruptions in operations, leading to reputational and financial losses. Legal proceedings can also disrupt plant operations and harm business continuity. Moreover, changes in environmental regulations may necessitate the installation of Flue Gas Desulphurisation (FGD) equipment, resulting in additional capital expenditure and recurring operating costs.

Likelihood of occurrence: Low

PCBL takes regulatory compliance seriously, and uses advanced MIS tools to ensure that it is always up-to-date with the latest regulations. The Company also conducts regular audits to identify any gaps in its compliance and takes corrective actions promptly. Its team of experts stays up-to-date with the latest regulations, and ensures compliance with all applicable acts, directives, and regulatory requirements. The Company's employees are also trained regularly to ensure that they are aware of the latest regulations and clear about their roles to comply with them.

To mitigate legal risks, PCBL has a dedicated

team that monitors legal proceedings and identifies potential risks to its operations. The Company takes proactive measures to mitigate these risks, and has contingency plans in place to ensure continuity of its operations.

If environmental norms change and the Company is required to implement FGD, it will conduct a thorough impact assessment study to understand the implications of the changes. Next, it will take the necessary steps to implement FGD smoothly, ensuring minimal disruption to its operations.

**Environment Impact Risk**

Environmental impact can threaten operational sustainability, while evolving green regulations may have adverse effects.

Likelihood of occurrence: Low

The Company generates power by utilising process emissions, reducing the environmental impact.

It takes proactive steps to prevent leaks, mitigating potential harm to the environment. PCBL's compliance with ISO14001:2015 ensures that it meets rigorous environmental management standards.

The Company prioritises regular training to promote environmental awareness and responsibility among its employees.

**Lost Opportunity Risk**

Constant monitoring of market trends and consumer preferences are critical to keep up with evolving demands, in order to avoid any negative impact on offtake.

Likelihood of occurrence: Low

PCBL is continuously innovating to offer cutting-edge products that meet the demands of the modern market.

The Company is serving a diverse and global customer base with excellence.

SOCIAL	
RISK	MITIGATION

**Health Risk**

The Company's operations may get affected by the disruptions caused by any health-related hazards.

Likelihood of occurrence: Low

PCBL has implemented stringent Standard Operating Procedures (SOPs) across its manufacturing units, regional offices, and corporate office to ensure the highest level of health and hygiene is maintained, and to protect against any potential health hazards.

**Safety Risk**

The continuity of the Company's operations is closely tied to the safety and security of its plant premises, making it crucial to prevent any potential incidents.

Likelihood of occurrence: Low

PCBL attaches highest priority to the safety of its employees and the continuity of its operations. The Company has implemented a range of safety measures, such as hazard identification and risk analysis, fire hydrant systems, smoke detectors, and CCTV surveillance.

It also regularly conducts safety awareness events to keep its employees informed and prepared. Additionally, it has comprehensive insurance coverage for potential incidents like fire, theft, and transit accidents.

**Human Resource Risk**

Losing top talent or facing labour disruptions could impact the Company's operations negatively. Also, unplanned outages can adversely affect its performance. Additionally, engaging contractors for the recruitment of contractual labourers may impose legal liabilities under Indian laws.

Likelihood of occurrence: Low

PCBL Limited believes that attracting and retaining top talent is crucial to its success. The Company's recruitment process is rigorous, transparent, and fair, allowing it to hire the best candidate for each job.

To ensure that its employees are well-compensated, it conducts regular salary benchmarking and provides incentives to align their goals with the Company's. PCBL also has a non-compete agreement ensuring higher retention.

Regular talent reviews and succession planning keep its employees motivated and engaged, reducing the likelihood of planned outages or labour disruptions. It also has proper agreements in place to outline its rights and obligations.

**GOVERNANCE**

**RISK**

**MITIGATION**

**Compliance Risk**

Failure to keep up with rapidly changing laws and regulations can impede business operations.

Likelihood of occurrence: Low

Staying up-to-date with the ever-changing laws and regulations is crucial for seamless business operations.

PCBL ensures compliance with international regulations and norms, while also capturing the regulatory requirements of different countries. To ensure that its export of carbon black to European countries is compliant with REACH registration and regulatory requirements, the Company has engaged an expert agency as its 'ONLY REPRESENTATIVE'.

The Company prioritises continuous learning and development to stay ahead of the compliance curve, regularly updating its domain knowledge and analysing potential implications.

**HUMAN RESOURCE DEVELOPMENT**

FY 2022-23 will go down in history as one of the most significant ones in PCBL's history. The initiatives undertaken during FY 2022-23 are in alignment with the business themes of PCBL, which serve as a guiding light in its future journey.

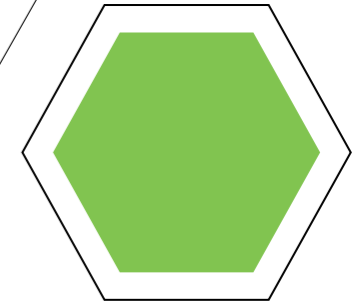
PCBL, with Capability Building as one of the key business themes, has implemented several initiatives to enhance the knowledge and build capability of PCBLites. These initiatives include the launch of a Market Excellence Capability Building Programme for R&D and Sales & Marketing Teams, which helps build knowledge in different segments of application.

The Company has also strategically introduced e-learning modules, including critical conversation modules for managers to guide performance discussions, SAP e-learning content on MM, QM, and FM, and revised Embark PCBLites modules as per new brand identity, business strategy, and organisational approach, enabling employees to learn at their own pace and convenience. It also has implemented Nirantar Gyan Vardhan Programme (NGVP) technical e-modules to enhance the technical knowledge of PCBLites.

To provide employees with specific skills and knowledge required for their roles and responsibilities, PCBL has launched corporate training calendars based on corporate functions such as Process Technology, R&D, Manufacturing Excellence, SHE, CRE, and Sustainability. PCBL has also provided capability building at different units with on-the-job training (OJT) as well as classroom training.

It has also restructured the GET and DET Academy, providing employees with a comprehensive training programme. This includes one month of generic training, one month of functional training, five months of OJT, and a business value-added project. GETs also prepare ESG and CFT projects, enabling them to gain valuable experience and knowledge.

Another manifestation of this People Philosophy is the Company's collaboration with the International Management Institute (IMI), Kolkata for a Certified General Management Programme (CGMP). The objective of CGMP is to enhance leadership skills, sharpen business acumen, and help develop programme participants into tomorrow's business leaders. Under the guidance of the Leadership Team at PCBL, academicians at IMI-Kolkata and professionals from the industry, the participants are being exposed to a curriculum that involves



classroom lectures, case study analysis, discussions and simulations, assignments through digital platforms, projects, quizzes, and end-term examinations. This 400-hour course, comprising 15 subjects, is spread over five quarters. After the successful completion of the first batch, the second batch has graduated in 2023.

One of the key business themes is digital transformation and various initiatives have been executed with this orientation. Using Leena AI chatbot, the Company has been keeping track of employee emotions and moods. A corresponding score-based system maps manager behaviour, work team behaviour, workplace safety, career growth and employee development. Based on the chats received, employees are assessed by their leaders by analysing their sentiments and checking their engagement levels.

Further, in line with the digital transformation business theme, an integrated human capital management platform People Connect, powered by Success Factors, takes care of all the HR related services that a PCBLite needs. PCBL has launched two new modules on People Connect in FY 2022-23.

The new Onboarding Module has been designed to make the onboarding process for new joinees completely digital, providing a seamless experience and maintaining data sanity. The module will streamline the onboarding process by automating many of the manual tasks associated with it. With this, new joinees will be able to complete all their onboarding tasks online.

It also launched a new Offboarding Module on People Connect which will ensure that all processes and procedures during the offboarding period are

conducted digitally, to deliver an error-free and hassle-free experience. These modules will make the process faster and more efficient, eliminate the need for physical paperwork, and reinforce PCBL's commitment to sustainability.

The Company has also introduced three digital platforms to improve the overall employee experience. The first platform is called XoXoDay, which is an online rewards and recognition platform. This platform enables us, at PCBL, PCBL to reward PCBLites with points which can be redeemed to procure various vouchers. The second platform is Refyne, which offers employees 24x7 access to salary advance. This digital tool helps employees manage their finances effectively and gives them greater financial flexibility. The third platform is Mfine, which has been introduced to enhance the experience of prospective employees during their pre-joining medical check-up. This platform enables employees to complete their medical check-up digitally, thus saving them time and effort.

Additionally, to ensure regular communication between the leadership team and the employees, Sampark, a digital townhall was organised, where all the internal stakeholders of the organisation connected, shared information, recognised efforts, and addressed challenges, for all quarters.

The Company's industrial relations continued to be harmonious; not a single person-day was lost during this financial year on account of disrupted industrial relations.

On 31 March, 2023, there were 1,178 permanent employees on the Company's payroll.



### INTERNAL FINANCIAL CONTROL SYSTEM AND ITS ADEQUACY

PCBL has adequate internal financial control systems in all areas of its operations. The Board of Directors has adopted policies and procedures for ensuring the orderly and efficient conduct of business. These include adherence to the Company's policies, safeguarding its assets, prevention and detection of frauds and errors, ensuring accuracy and completeness of the accounting records and timely preparation of reliable financial information. From time to time, PCBL employs both internal and external auditors to supplement its in-house expertise and resources. The Company continuously upgrades its systems in line with the best practices in the industry. Reports and deviations are regularly discussed with the Management Committee members, and action is taken whenever necessary. An Independent Audit Committee of the Board reviews the adequacy of the internal financial control.

### CAUTIONARY STATEMENT

The financial statements appearing above are in conformity with the accounting principles generally accepted in India. The statements in the Management Discussion and Analysis Report, which may be considered forward-looking statements, within the meaning of applicable laws and regulations, have been based on current expectations and projections about future events. The actual results could differ from those expressed or implied. Important factors that could influence the Company's operations include global geopolitical shifts, economic developments within the country, demand and supply conditions in the industry, input prices, changes in Government regulations, tax laws and other factors, such as industrial relations. The Management cannot, however, guarantee that these forward-looking statements will be realised or achieved.

For and on behalf of the Board

**Dr. Sanjiv Goenka**  
Chairman  
(DIN: 00074796)

Place: Kolkata  
Date: 15 May, 2023

## (ANNEXURE B TO THE BOARD'S REPORT) CONSERVATION OF ENERGY, TECHNOLOGY ABSORPTION, FOREIGN EXCHANGE EARNINGS AND OUTGO

Statement in accordance with Section 134(3)(m) of the Companies Act, 2013 read with Rule 8 of the Companies (Accounts) Rules, 2014 and forming part of the Boards' Report for the year ended 31st March, 2023

### 1.A. CONSERVATION OF ENERGY

#### (a) Energy conservation measures taken:

-The process of manufacture of Carbon Black results in generation of waste gases. This waste gas also called tail gas is utilised for generation of steam and power in specially designed state of the art Green Power Plants having total 98 MW capacity, which are located in its each carbon black manufacturing facility, having site wise installed capacity of :

30 MW Green Power Plant at Durgapur,  
32 MW Green Power Plant at Mundra,  
19 MW Green Power Plant at Palej and  
17 MW Green Power Plant at Kochi

Steam and Power requirement of carbon black manufacturing process is met first from the above green power plants and surplus power is injected into the electricity grid for sale.

Excess heat generated during carbon black production process is utilised in various heat exchangers like Waste

Heat Boiler(WHB) for steam generation, in Air Pre-Heater (APH) and Oil Pre-Heater(OPH) for heating atmospheric air and Oil Feed stock respectively, which are used as input to carbon black manufacturing process and thereby help in improving the process efficiency.

#### (b) Additional investments and proposals, if any, being implemented for reduction of consumption of energy:

-

#### (c) Impact of measures (a) and (b) above for reduction of energy consumption and consequent impact on the cost of production of goods:

Reflected in the improved financial performance of the Company.

#### (d) Total energy consumption and energy consumption per unit of production

As per Form-A of the Annexure to the Rules in respect of Industries specified in the Schedule thereto:

### FORM-A

#### Form for disclosure of particulars with respect to Conservation of Energy

	Current year 31 March, 2023	Previous Year 31 March, 2022
<b>A. Power and Fuel consumption</b>		
1. Electricity		
Purchased units(KWH)	18,33,289	39,86,326
(a) Total amount(₹ in crores)	7.60	9.62
Rate per unit(₹)	41.47	24.12
(b) Own generation		
i) Through diesel generators units (KWH)	-	-
Units per ltr. of diesel oil (KWH)	-	-
Cost per unit (₹)	-	-
ii) Through steam/turbine generators units (KWH)	-	-
Units per ltr. of fuel/gas oil (KWH)	-	-
Cost per unit (₹)	-	-
iii) Through green power plants		
(off-gas burning) units (KWH)	23,07,97,869	22,23,74,581
Units per ltr. of fuel oil (KWH)	1,170	824
Cost per unit (₹)	0.07	0.06



		Current year 31 March, 2023	Previous Year 31 March, 2022
2.	Coal (specify quality and where used)	Quantity(tonnes)	-
		Total Cost (₹ in crores)	-
		Average rate (₹)	-
3.	Furnace Oil	Quantity (K.ltr)	-
		Total Cost (₹ in Crores)	-
		Average rate (₹)	-
4.	Others/internal generation(process steam)	Quantity (MT)	27,76,138
		Total Cost (₹ in Crores)	1.66
		Average rate (₹)	5.98
5.	Consumption per unit of production		
	CARBON BLACK:		
	i) Electricity (KWH/MT)	385	375
	ii) Furnace Oil (Ltr./MT)		
	iii) Coal		
	iv) Others-process steam (MT/MT)	6.21	5.32

**B. TECHNOLOGY ABSORPTION:**

**(a) Efforts made in technology absorption as per Form-B of the Annexure is given hereto:**

**Form - B**

Form for disclosure of particulars with respect to absorption:

**1. Specific areas in which Research and Innovation carried out by the Company:**

- Development of new and/or novel carbon black grades to improve fuel efficiency, end product aesthetics, ease of processability, conductivity considering international and domestic markets.
- Technology transfer from laboratory level to plant level
- Development of advanced filler and advanced filler technology utilising nano-structured carbonaceous materials.
- Expand product portfolio of specialty business with new carbon black grades.
- Improvement of carbon black characteristics to fulfill stringent customer and application requirements.
- New vendor development of Carbon Black Feedstock (CBFS) to improve the yield, productivity and to satisfy environmental compliance

- Purification of CBFS for optimization of product quality, productivity.
- Explore the scope of renewable resourced CBFS in carbon black manufacturing process
- Investigative research to cater customer complaint addressal.
- Grade or product approval for existing and new customers
- Probing of product stewardship and regulatory events of carbon black.

**2. Technical Services (TS)**

- Customer engagement and inter-organizational collaboration.
- Identification of Customer Specific Requirement (CSR) for business development.
- Development of packaging material and optimisation of grade wise shipment quantity.
- Service on Product stewardship and Product safety related regulatory affairs for carbon black
- Evaluation of laboratory/equipment proficiency.
- Development of new carbon black grade and customised grades.

- Business development and supply flexibility through approval process with customers.

**3. Process Technology (PT)**

- Optimization of Manufacturing Process conditions to 'improve yield, productivity and quality.
- Modification of Pelletizer design to improve the Pellet Quality of Carbon Black
- Analysing Critical Process issues, Critical Equipment Breakdowns, Quality issues and Troubleshooting.
- Use of Computational Fluid Dynamics (CFD) for simulating Combustor Design, Equipment Retrofitting, Nozzle development, etc.
- Developing new grades of carbon black in rubber as well as specialty segment, improving existing grades to cater the changing requirements of customers, increasing the number of grades in 'PCBL's portfolio.
- Providing Sustainable Solutions for Feedstock and Refractory by developing new Partners, Exploring new resources.
- Imparting high level of technical knowledge throughout the organisation.

**4. Benefits derived as a result of the above Research and Innovation:**

- Synergize and validate the proof of concept of distinct carbon black technology.
- Implement the 'proof of concept' in 'plant level' to manufacture unique performing and sustainable carbon black grades.
- Customised carbon black grades to align with strategic partners for more business share.
- Improve product quality to augment product acceptance by the customer
- Potential expansion of the specialty business in emerging market.
- Intellectual property protection.
- Improved manufacturing efficiency and reduced costs.

**5. Future Plan of Action:**

- Identify emerging Carbon Technologies with new application potential.
- Advanced filler technology adopting nano-structured carbonaceous materials.
- Probing scope and opportunities of renewable carbon black to optimize balanced end use performance.
- Sustainable CBFS as a replacement solution of conventional CBFS in carbon black manufacturing process
- To further enrich and improve the product portfolio of specialty grade carbon blacks by implementing new product and process.
- Focus on customised grade development aligning strategic business partner's manufacturing and product requirements.
- Customer engagement with expertise built up to support customers and development of market
- Patent application for new product / process technologies.

**6. Expenditure on R & D :**

(₹ In Crores)

	Current year	Previous Year
(a) Capital	2.54	-
(b) Recurring	30.74	21.86
(c) Total	33.28	21.86
(d) Total R&D Expenditure as a percentage of total expenditure	0.62%	0.55%

**TECHNOLOGY ABSORPTION, ADAPTATION & INNOVATION:**

1. Efforts in brief towards technology absorption, adaptation & innovation:
- The revision in Standard Operating Procedures resulted in improved yields.



## ANNEXURE B TO THE BOARD'S REPORT (CONTD.)

2. Benefits derived as a result of the above efforts:

- Improved quality of the product

3. Particulars of Imported Technology in the last 5 years:

- (a) Technology Imported : Not Applicable  
 (b) Year of Import : Not Applicable  
 (c) Has the technology been fully absorbed? : Not Applicable  
 (d) If not fully absorbed, areas where this has not taken place, reasons thereof and future plans of action. : Not Applicable

**C. FOREIGN EXCHANGE EARNINGS AND OUTGO:**
**(a) Activities relating to exports, initiatives taken to increase exports, development of new export markets for products and services and export plans:**

Various initiatives relating to improvement in quality and service, developing new markets, etc have resulted in exports of ₹ 1,708.59 crores

**(b) Total foreign exchange used and earned:**

(₹ In Crores)

	Current year	Previous Year
Foreign Exchange used *	4,404.42	3,350.82
Foreign Exchange earned #	2,745.54	2,229.83

\* includes repayment of loan in foreign currency

# includes receipt of loan in foreign currency

For and on behalf of the Board

**Dr. Sanjiv Goenka**

Chairman

(DIN 00074796)

Place: Kolkata

Date: 15 May, 2023

## (ANNEXURE C TO THE BOARD'S REPORT) REPORT ON CORPORATE SOCIAL RESPONSIBILITY (CSR) ACTIVITIES

FOR THE FINANCIAL YEAR 2022-23

[Pursuant to Section 135 of the Companies Act, 2013, as amended read with Notification issued by the Ministry of Corporate Affairs &amp; Rules made thereunder]

**1. A BRIEF OUTLINE OF THE COMPANY'S CSR POLICY:**

In accordance with the provisions of the Companies Act, 2013, as amended ("the Act") read with the Notification issued by the Ministry of Corporate Affairs and the rules made thereunder, the Company has framed its CSR Policy to carry out its CSR activities in accordance with Schedule VII of the Act. Through the values and principles inherent within the Group, the Company strives to positively impact the community by promoting inclusive growth in the areas of education, healthcare, community development, promoting agricultural and rural development, promoting sports and environmental sustainability etc. Along with sustained economic performance, environmental and social stewardship is also a key factor for holistic business growth. Over the period of its long existence, the Company has upheld its tradition of community service and tried to reach out to the underprivileged in order to empower their lives and provide holistic development. The Company's focus areas are concentrated on increasing access to

health, education, environment sustainability, community development and holistic development with a focus on underprivileged people living around its manufacturing units and other establishments. The Company's CSR Policy also focuses on leveraging the full range of the Company's resources to broaden access to the basic facilities for the underserved population. The Company wishes to formalise and institutionalise its efforts made in the domain of Corporate Social Responsibility and this Policy shall serve as a guiding document to help identify, execute and monitor CSR projects in keeping with the spirit of the Policy. The Company's focus has always been to contribute to the sustainable development of the society and environment and to make our planet a better place for future generations. This Policy shall apply to all CSR initiatives and activities taken up by the Company for the benefit of different sections of the society. The Company's CSR policy is placed on its website and the web-link for the same is <https://www.pcblltd.com/investor-relation/general-policies>.

**2. THE COMPOSITION OF THE CSR COMMITTEE:**

The Composition of the CSR Committee of the Board is as follows:-

SL No.	Name of Director	Designation/Nature of Directorship	Number of meetings of CSR Committee held during the year	Number of meetings of CSR Committee attended during the year
1	Mr. Kaushik Roy	Chairman	2	2
2	Mr. Shashwat Goenka	Member	2	2
3	Mrs. Rusha Mitra	Member	2	2

**NB:-** The CSR Committee of the Board of Directors of the Company met 2 times on 19 April, 2022 and 31 January, 2023 respectively during the financial year ended 31 March, 2023.

**3. PROVIDE THE WEB-LINK WHERE COMPOSITION OF CSR COMMITTEE, CSR POLICY AND CSR PROJECTS APPROVED BY THE BOARD ARE DISCLOSED ON THE WEBSITE OF THE COMPANY:**

The web-link of the Company where composition of CSR Committee, CSR Policy and CSR Projects approved by the Board are disclosed is <https://www.pcblltd.com/investor-relation/general-policies>.

## ANNEXURE C TO THE BOARD'S REPORT (CONTD.)

**4. PROVIDE THE EXECUTIVE SUMMARY ALONG WITH WEB-LINK OF IMPACT ASSESSMENT OF CSR PROJECTS CARRIED OUT IN PURSUANCE OF SUB-RULE 3 OF RULE 8, IF APPLICABLE:**

Not Applicable

**5. DETAILS OF THE AMOUNT AVAILABLE FOR SET OFF IN PURSUANCE OF SUB RULE (3) OF RULE 7 OF THE COMPANIES (CORPORATE SOCIAL RESPONSIBILITY POLICY) RULES, 2014 AND AMOUNT REQUIRED FOR SET OFF FOR THE FINANCIAL YEAR, IF ANY:**

Sl No.	Financial Year	Amount available for set-off from preceding financial years (₹ In Crores)	Amount required to be set-off for the financial year, if any (₹ In Crores)
1	FY 2021-22	0.22	0.10

Amount (₹ in Crores)

- 6. Average Net Profit of the Company as per Section 135(5)** 425.05
- 7. a) Two percent of the average net profits of the Company as per Section 135(5)** 8.50
- b) Surplus arising out of the CSR Projects or programmes or activities of the previous financial years** Nil
- c) Amount required to be set off for the financial year, if any** 0.10
- d) Total CSR obligation for the financial year (7a+7b-7c)** 8.40
- 8. a) CSR amount spent or unspent for the financial year 2022-23:**

Total Amount Spent for the Financial Year 2022 - 23 (₹ in Crores)	Amount Unspent (in ₹)				
	Total Amount transferred to Unspent CSR Account as per section 135(6)		Amount transferred to any fund specified under Schedule VII as per second proviso to section 135(5)		
	Amount. (₹ in Crores)	Date of transfer	Name of the Fund	Amount	Date of transfer
8.40	1.43	28 April, 2023	-	-	-

**(b) DETAILS OF CSR AMOUNT SPENT AGAINST ONGOING PROJECTS FOR THE FINANCIAL YEAR 2022 - 23:**

(1)	(2)	(3)	(4)	(5)		(6)	(7)	(8)	(9)	(10)	(11)	
Sl No.	Name of the Project	Item from the list of activities in Schedule VII to the Act	Local area (Yes/No)	Location of the project.		Project Duration	Amount allocated for the project (₹ in Crores)	Amount spent in the current financial Year (in ₹ In Crores)	Amount transferred to the Unspent CSR Account for the project as per Section 135(6) (₹ In Crores)	Mode of Implementation (Yes/No)	Mode of Implementation - Through Implementing Agency	
				State	District						Name	CSR Registration Number
1	Setting up of an International School in Kolkata	Promoting Education	Yes	West Bengal	Kolkata	Expected to be completed by the end of Financial Year 2023- 24	6.58	5.15	1.43	No	RP-SANJIV GOENKA GROUP CSR TRUST	CSR00002382
<b>TOTAL</b>									<b>1.43</b>			

## ANNEXURE C TO THE BOARD'S REPORT (CONTD.)

**(c) DETAILS OF CSR AMOUNT SPENT AGAINST OTHER THAN ONGOING PROJECTS FOR THE FINANCIAL YEAR 2022- 23:**

(1)	(2)	(3)	(4)	(5)		(6)	(7)	(8)	
				State	District			Name	CSR Registration number
1	Facilitating and Imparting Education among the underprivileged students	Promoting Education	Survey No. - 47, SH-46, Vill: Mokha, (Near Vadala), Mundra	Gujarat	Kutch	1,08,400	Direct	-	-
2	Imparting education and spreading awareness among the underprivileged students	Promoting Education	Kolkata, West Bengal	West Bengal	Kolkata	32,97,000	Direct	-	-
3	Medical treatment for underprivileged people	Promoting healthcare	Survey No. - 47, SH-46, Vill: Mokha, (Near Vadala), Mundra	Gujarat	Kutch	1,50,000	Direct	-	-
4	Medical care to the disadvantaged section of the society	Promoting healthcare	Karimugal, Brahmapuram, Kochi - 682303	Kerala	Ernakulum	75,000	Direct	-	-
5	Medical care for cancer treatment and other medical aids to the disadvantaged sections of the society	Promoting healthcare	Kolkata, West Bengal	West Bengal	Kolkata	3,10,000	Direct	-	-
6	Distribution of flags under the Har Ghar Tiranga Campaign	Har Ghar Tiranga Campaign	National Highway No.- 8, Palej - 392220	Gujarat	Bharuch	19,500	Direct	-	-
7	Construction and development of roads and water storage tank in the surrounding village areas	Promoting Rural Development	Survey No. - 47, SH-46, Vill: Mokha, (Near Vadala), Mundra	Gujarat	Kutch	18,24,726	Direct	-	-
8	Contribution towards house keeping work in village areas	Promoting Rural Development	Karimugal, Brahmapuram, Kochi - 682303	Kerala	Ernakulum	10,00,000	Direct	-	-
9	Distribution of food packets in the surrounding village areas due to flood	Promoting Rural Development	National Highway No.- 8, Palej - 392220	Gujarat	Bharuch	13,34,720	Direct	-	-



## ANNEXURE C TO THE BOARD'S REPORT (CONTD.)

(1) Sl. No.	(2) Name of the Project	(3) Item from the list of activities in schedule VII to the Act	(4) Local area (Yes/ No).	(5) Location of the project		(6) Amount spent for the project (in ₹)	(7) Mode of implementation - Direct (Yes/No)	(8) Mode of implementation - Through implementing agency	
				State	District			Name	CSR Registration number
10	Contribution towards cow fodder and developing green belt outside the plant premises and the surrounding village areas	Environmental Sustainability	Survey No. – 47, SH-46, Vill: Mokha, (Near Vadala), Mundra	Gujarat	Kutch	27,21,032	Direct	-	-
11	Promotion of Sports for children	Promoting sports	Survey No. – 47, SH-46, Vill: Mokha, (Near Vadala), Mundra	Gujarat	Kutch	75,000	Direct	-	-
12	Contribution towards athletic tournament	Promoting sports	27, R.N. Mukherjee Road, Durgapur – 713201	West Bengal	Burdwan	10,000	Direct	-	-
13	Contribution towards distribution of sports kit among children	Promoting sports	National Highway No.- 8, Palej - 392220	Gujarat	Bharuch	39,600	Direct	-	-
14	Civil work and development of nearby village	Community Development	27, R.N. Mukherjee Road, Durgapur – 713201	West Bengal	Burdwan	29,24,455	Direct	-	-
15	Development of the surrounding village areas in and around the Plant	Community Development	Karimugal, Brahmapuram, Kochi – 682303	Kerala	Ernakulam	15,25,700	Direct	-	-
16	Contribution towards community shed constructions and development of the surrounding slum areas in and around the Plant	Community Development	Survey No. – 47, SH-46, Vill: Mokha, (Near Vadala), Mundra	Gujarat	Kutch	10,21,576	Direct	-	-
17	Contribution towards upliftment of underprivileged persons and students	Community Development	National Highway No. – 8, Palej – 392220	Gujarat	Bharuch	11,70,000	Direct	-	-
18	Contribution towards house keeping work in the village areas	Community Development	Kolkata, West Bengal	West Bengal	Kolkata	6,20,000	Direct	-	-
<b>TOTAL</b>						<b>1,82,26,709</b>		-	-

## ANNEXURE C TO THE BOARD'S REPORT (CONTD.)

**(d) AMOUNT SPENT IN ADMINISTRATIVE OVERHEADS:**

NIL

**(e) AMOUNT SPENT ON IMPACT ASSESSMENT, IF APPLICABLE:**

NOT APPLICABLE

**(f) TOTAL AMOUNT SPENT FOR THE FINANCIAL YEAR 2022 – 23 (8b+8c+8d+8e) =**

₹ 8.40 Crores.

**(g) EXCESS AMOUNT FOR SET OFF, IF ANY:**

Sl. No.	Particular	Amount (₹ in Crores)
(i)	Two percent of average net profit of the Company as per Section 135(5)	8.50
(ii)	Total amount spent for the Financial Year	8.40
(iii)	Excess amount spent for the financial year [(i)-(ii)]	0.10
(iv)	Surplus arising out of the CSR projects or programmes or activities of the previous financial years, if any	-
(v)	Amount available for set off in succeeding financial years	0.12

**9 (a) DETAILS OF UNSPENT CSR AMOUNT FOR THE PRECEDING THREE FINANCIAL YEARS:**

Sl No.	Preceding Financial Year	Amount transferred to Unspent CSR Account under section 135 (6) (₹ in Crores)	Amount spent in the reporting Financial Year (₹ in Crores)	Amount transferred to any fund specified under Schedule VII as per section 135(6), if any			Amount remaining to be spent in succeeding financial years (₹ in Crores)
				Name of the Fund	Amount (₹ in Crores)	Date of Transfer	
1	FY 2020-21	1.50	1.50*	N.A.	N.A.	N.A.	Nil
2	FY 2021-22	6.85	6.85*	N.A.	N.A.	N.A.	Nil

\* Unspent amount at the respective year end has been utilised for the 'Ongoing Project' in the next financial year.

**(b) DETAILS OF CSR AMOUNT SPENT IN THE FINANCIAL YEAR FOR ONGOING PROJECTS OF THE PRECEDING FINANCIAL YEAR (₹):**

(1) Sl No.	(2) Project ID	(3) Name of the Project	(4) Financial Year in which the project was commenced	(5) Project duration.	(6) Total amount allocated for the project in FY 2022-23 (₹ in Crores)	(7) Amount spent on the project in the reporting Financial Year (₹ in Crores)	(8) Cumulative amount spent at the end of reporting Financial Year (₹ in Crores)	(9) Status of the project - Completed /Ongoing
1	International School Project	International School Project	FY 2020-21	Estimated to be completed during FY 2023-24	6.58	12.00**	13.50	Ongoing

\*\* This includes unspent CSR amount of ₹ 6.85 Crores of the FY 2021-22 spent in the current FY 2022-23 and an amount of ₹ 5.15 Crores of the current FY 2022-23.

## ANNEXURE C TO THE BOARD'S REPORT (CONTD.)

**10. IN CASE OF CREATION OR ACQUISITION OF CAPITAL ASSET, FURNISH THE DETAILS RELATING TO THE ASSET SO CREATED OR ACQUIRED THROUGH CSR SPENT IN THE FINANCIAL YEAR (ASSET WISE DETAILS)**

a) Date of creation or acquisition of the capital asset(s)	Not Applicable
b) Amount of CSR spent for creation or acquisition of capital asset	
c) Details of the entity or public authority or beneficiary under whose name such capital asset is registered, their address etc.	
d) Provide details of the capital asset(s) created or acquired (including complete address and location of the capital asset)	

**11. SPECIFY THE REASON(S), IF THE COMPANY HAS FAILED TO SPEND TWO PER CENT OF THE AVERAGE NET PROFIT AS PER SECTION 135(5) –**

The unspent amount has been transferred to an Unspent CSR Account in the name of the Company. The amount transferred as such would be made available from time to time to RP-Sanjiv Goenka Group CSR Trust for meeting the Trust's fund requirements for the Ongoing Project (development of School Project), in conformity with the applicable provisions of Section 135 of the Companies Act, 2013 read with Companies (Corporate Social Responsibility Policy) Rules, 2014, as amended.

Sd/-  
**Kaushik Roy**  
 Chairman of the CSR Committee  
 (DIN: 06513489)

Sd/-  
**Rusha Mitra**  
 Member of the CSR Committee  
 (DIN: 08402204)

Place:- Kolkata  
 Date:- 15 May, 2023

**(ANNEXURE D TO THE BOARD'S REPORT)  
 PARTICULARS OF REMUNERATION**

DETAILS PERTAINING TO REMUNERATION AS REQUIRED UNDER SECTION 197(12) OF THE COMPANIES ACT, 2013 READ WITH RULE 5(1) OF THE COMPANIES (APPOINTMENT AND REMUNERATION OF MANAGERIAL PERSONNEL) RULES, 2014

- (1) The ratio of the remuneration (including sitting fees) of the Directors – Mr. Kaushik Roy, Dr. Sanjiv Goenka, Mr. Shashwat Goenka, Mrs. Preeti Goenka, Mr. Paras K Chowdhary, Mr. Pradip Roy, Mrs. Rusha Mitra, Mr. R K Agarwal, Mr. T C Suseel Kumar, Mr. K Jairaj\* and Dr. Sethurathnam Ravi# to the median remuneration of employees of the Company for the financial year 2022 – 23 is 166.19:1, 95.07:1, 95.08:1, 1:61:1, 1.90:1, 1.92:1, 1.68:1, 1.86:1, 1.87:1, 1.63:1, 0.02:1 and the percentage increase/ decrease in their remuneration during the said financial year is 12.74%, 43.24%, 43.24%, 27.27%, 23.51%, 23.79%, 167.89%, 211.54%, 503.70%, 7000%, N.A. respectively. The increase/decrease in remuneration of the Chief Financial Officer (CFO) and the Company Secretary and Chief Legal Officer during the said financial year was 30.62% and 43.17% respectively. During the said financial year, there was an increase of 7.32% in the median remuneration of employees on the rolls as at 31 March, 2023. There were 1178 permanent employees on the rolls of Company as on 31 March, 2023.
- (2) During the financial year 2022- 23, the average increase in the remuneration was 16%.
- (3) The average % increase in the salaries of the employees on roll as at 31 March, 2023 other than the managerial personnel was 16% in the financial year 2022 - 23 whereas the increase in the managerial remuneration for the same financial year was 26%.
- (4) It is hereby affirmed that the remuneration paid is as per the Remuneration Policy of the Company.

**Notes:-**

- \* Mr. K Jairaj was appointed as a Non-Executive Independent Director in the Board of Directors of the Company to hold office for the first term of 5 (five) consecutive years with effect from 8 March, 2022 vide the Special Resolution passed by the Shareholders of the Company by way of Postal Ballot through electronic means on 26 February, 2022. Accordingly, Mr. K Jairaj was entitled to the Commission for the financial year 2021-22 paid during the financial year 2022-23.
- # Dr. Sethurathnam Ravi has been appointed as a Non-Executive Independent Director in the Board of Directors of the Company to hold office for the first term of 5 (five) consecutive years with effect from 15 March, 2023 vide the Special Resolution passed by the Shareholders of the Company by way of Postal Ballot through electronic means on 9 March, 2023.

Place: Kolkata  
 Date: 15 May, 2023

For and on behalf of the Board

**Dr. Sanjiv Goenka**  
 DIN: 00074796



## (ANNEXURE E TO THE BOARD'S REPORT)

### SECRETARIAL AUDIT REPORT

FORM NO - MR 3

For the financial year ended on 31 March, 2023

[Pursuant to section 204(1) of the Companies Act, 2013 and Rule 9 of the Companies (Appointment and Remuneration of Managerial Personnel) Rules, 2014 and Pursuant to Regulation 24A of the SEBI (Listing Obligations and Disclosure Requirements) Regulations, 2015]

To  
The Members  
M/s. PCBL Limited  
(Formerly known as M/s. Phillips Carbon Black Limited)  
31 Netaji Subhas Road  
Kolkata – 700001

1. We have conducted the Secretarial Audit of the compliance of applicable statutory provisions and the adherence to good corporate practices by **M/s. PCBL Limited having (CIN: L23109WB1960PLC024602)** (herein after to be referred as **'the Company'**) for the financial year ended 31 March, 2023 (herein after to be referred as **'audit period'**). Secretarial Audit was conducted on test check basis, in a manner that provided us a reasonable basis for evaluating the corporate conducts and statutory compliances of the Company for expressing our opinion thereon.
2. Based on our verification of the records, minute books, documents, forms and returns filed, and other records maintained by the Company and also the information provided by the Company, its officers, agents, and authorised representatives during the conduct of secretarial audit, we hereby report that in our opinion, the Company has, during the audit period covering the financial year ended on 31 March, 2023 complied with the statutory provisions listed hereunder and also that the Company has proper Board-processes and compliance-mechanism in place to the extent, in the manner and subject to the reporting made hereinafter.
- 3 (i) We have examined the records, minute books, documents, forms, returns filed, and other records maintained by the Company for and during the financial year ended on 31 March, 2023 according to the provisions of:
  - (i) The Companies Act, 2013 (the Act) and the Rules made thereunder;
  - (ii) The Securities Contracts (Regulation) Act, 1956 ('SCRA') and the Rules made thereunder;
  - (iii) The Depositories Act, 1996 and the Regulations and Bye-laws framed thereunder;
  - (iv) Foreign Exchange Management Act, 1999 and the Rules and Regulations made thereunder;
  - (v) The Regulations and Guidelines prescribed under the Securities and Exchange Board of India Act, 1992 ('SEBI Act') viz.: -
    - a) Securities and Exchange Board of India (Substantial Acquisition of Shares and Takeovers) Regulations, 2011;
    - b) Securities and Exchange Board of India (Prohibition of Insider Trading) Regulations, 2015, as amended;
    - c) Securities and Exchange Board of India (Issue of Capital and Disclosure Requirements) Regulations, 2018, as amended; (to the extent applicable to the Company during the audit period)
    - d) Securities and Exchange Board of India (Listing Obligations and Disclosure Requirements) Regulation, 2015, as amended;
    - e) Securities and Exchange Board of India (Registrars to an Issue and Share Transfer Agents)

## ANNEXURE E TO THE BOARD'S REPORT (CONTD.)

- f) Securities and Exchange Board of India (Delisting of Equity Shares) Regulations, 2021 - Not Applicable to the Company during the audit period;
  - g) Securities and Exchange Board of India (Share Based Employee Benefits and Sweat Equity) Regulations, 2021 - Not Applicable to the Company during the audit period;
  - h) Securities and Exchange Board of India (Buy-back of Securities) Regulations, 2018 - Not Applicable to the Company during the audit period;
  - i) Securities and Exchange Board of India (Issue and Listing of Non - Convertible Securities) Regulations, 2021 - Not applicable to the Company during the audit period.
- And to the best of our knowledge, belief and understanding, we are of the view that the Company has complied with the provisions of the above mentioned Acts, Regulations and Rules made thereunder, during the aforesaid audit period.
- (ii) We have also examined the secretarial compliance on test check basis of the records maintained by the Company for the audit period, with the provisions of the following laws specifically applicable to the Company and as shown to us during our audit:
    - i) Petroleum Act, 1934;
    - ii) The Hazardous Wastes (Management, Handling and Transboundary Movement) Rules, 2008;
    - iii) The Water (Prevention and Control of Pollution) Act, 1974;
    - iv) The Air (Prevention and Control of Pollution) Act, 1981;
    - v) The Environment (Protection) Act, 1986;
    - vi) The Electricity Act, 2003; and
    - vii) The Indian Boilers Act, 1923
  - (iii) We have also examined the Structured Digital Database pursuant to Regulation 3(5) and 3(6) of the Securities and Exchange Board of India (Prohibition of Insider Trading) Regulation, 2015 maintained by the Company for the financial year ended on 31 March, 2023 and to the best of our knowledge, belief and understanding, we are of the view that the Company has complied with the provisions pursuant to Regulation 3(5) and 3(6) of Securities and Exchange Board of India (Prohibition of Insider Trading) Regulation, 2015, during the aforesaid audit period.
4. We have also examined compliance with the applicable clauses of the Secretarial Standards Issued by The Institute of Company Secretaries of India under Section 118(10) of the Companies Act, 2013 and to the best of our knowledge, belief and understanding, we are of the view that the Company has complied with the provisions of Section 118 (10) of the Companies Act, 2013 during the aforesaid audit period.
  5. That on the basis of the audit as referred above, to the best of our knowledge, understanding, and belief, we are of the view that during the audit period the Company has complied with the provisions of the Act, Rules, Regulations, Guidelines, Standards, etc. as mentioned above in Paragraphs 3(i), Paragraph 3(ii), Paragraph 3(iii) and Paragraph 4 of this report and to the best of our knowledge, belief and understanding, we are of the view that the Company has complied with the secretarial functions and board processes to comply with the applicable provisions thereof, during the aforesaid audit period.
  6. We have checked the compliance with the provisions of the Standard Listing Agreement entered by the Company with the National Stock Exchange of India Limited and BSE

## ANNEXURE E TO THE BOARD'S REPORT (CONTD.)

Limited and also with the provisions of the Securities and Exchange Board of India (Listing Obligations and Disclosure Requirements) Regulations, 2015, as amended, to the extent applicable during the audit period and to the best of our knowledge, belief and understanding, we are of the view that the Company has complied with the secretarial functions and board processes to comply with the applicable provisions thereof, during the audit period.

7. We further report that,
  - a) The Board of Directors of the Company is duly constituted with proper balance
  - b) Adequate notices are given to all Directors to schedule the Board Meetings. Agenda and detailed notes on agenda were sent at least seven days in advance.
  - c) Majority decision is carried through and recorded as part of the minutes.
8. We further report that there are adequate systems and processes in the Company commensurate with the size and operations of the Company to monitor and ensure compliance with applicable laws, rules, regulations and guidelines, generally applicable to the Company.
9. This Report is to be read with our letter of even date which is annexed herewith as **Annexure A**, forming an integral part of this report.

FOR, **ANJAN KUMAR ROY & CO.**  
Company Secretaries

**ANJAN KUMAR ROY**  
Proprietor  
FCS No. 5684  
CP. No. 4557

UDIN: F005684E000284776  
Peer Review Certificate No. 869/2020

Place : Kolkata  
Date : 15 May, 2023

## ANNEXURE A

## To the Secretarial Audit Report of M/s. PCBL Limited for the financial year ended 31 March, 2023

To  
The Members  
M/s. PCBL Limited  
(Formerly known as M/s. Phillips Carbon Black Limited)  
31 Netaji Subhas Road  
Kolkata – 700001

Our Secretarial Audit Report for the financial year ended 31 March, 2023 of even date is to be read along with this letter.

1. Maintenance of secretarial record is the responsibility of the management of the Company. Our responsibility is to express an opinion on these secretarial records based on our audit.
2. We have followed the audit practices and processes as were appropriate to obtain reasonable assurance about the correctness of the contents of the secretarial records. The verification was done on test basis to ensure that correct facts are reflected in secretarial records. We believe that the processes and practices, we have followed provides a reasonable basis for our opinion.
3. We have not verified the correctness and appropriateness of financial records and Books of Accounts of the Company.
4. Where ever required, we have obtained the Management Representation about the compliance of laws, rules and regulation and happening of events etc.
5. The compliance of the provisions of Corporate and other applicable laws, rules, regulations, standards is the responsibility of management. Our examination was limited to the verification of procedures on test check basis.
6. The Secretarial Audit Report is neither an assurance as to the future viability of the Company nor of the efficacy or effectiveness with which the management has conducted the affairs of the Company.

FOR, **ANJAN KUMAR ROY & CO.**  
Company Secretaries

**ANJAN KUMAR ROY**  
Proprietor  
FCS No. 5684  
CP. No. 4557

UDIN: F005684E000284776  
Peer Review Certificate No. 869/2020

Place : Kolkata  
Date : 15 May, 2023



## REPORT ON CORPORATE GOVERNANCE

### I. COMPANY'S PHILOSOPHY ON CORPORATE GOVERNANCE

The Corporate Governance framework of the Company is based on an effective Independent Board of Directors, separation of the supervisory role of the Board of Directors from the executive management team and constitution of the committees of the Board of Directors, as required under applicable laws. The Company strongly believes in ensuring and implementing good Corporate Governance across the entire organisation with a view to sustain and improve, with each passing day, the Company's efficiency, effectiveness and social responsibility. The basic philosophy of Corporate Governance in our organisation emphasizes on highest levels of transparency, accountability, awareness and equity in all respect of its operations. As a listed company, we are in compliance with the applicable provisions of the Listing Regulations, as amended, pertaining to Corporate Governance, including the appointment of the Independent Directors and constitution of Committees. The Board of Directors function either as a full Board or through various committees constituted to oversee specific operational areas. Our Company's management provides the Board of Directors with detailed reports on a periodic basis. Our continuous endeavour aims at designing and improving the flow of activities in an effective manner and ensuring economic prosperity and long term value creation for the enterprise as well as the stakeholders. The Company has a strong legacy of fair, transparent and ethical governance practices. The Board of Directors of the Company have ultimate responsibility for the management, general affairs, direction, performance and long-term success of the business as a whole.

The Company is fully in compliance with the requirements specified in the SEBI (Listing Obligations and Disclosure Requirements) Regulations, 2015, as amended, including any statutory modifications or re-enactments thereof, (hereinafter referred to as the "SEBI Listing Regulations").

### II. THE BOARD OF DIRECTORS

#### A. COMPOSITION AND CATEGORY OF DIRECTORS

The Board of Directors of the Company (referred to as "The Board") is entrusted with the implementation of the activities of the Company in an effective and efficient manner as well as it is bestowed with the ultimate responsibility of the Management. The Board of Directors of the Company, being at the core of its Corporate Governance Practice, have the ultimate responsibility for the management, direction, performance, long-term success of the business as a whole and protection of the interests of all its stakeholders.

The Board of the Company consists of a mix of Executive as well as Non-Executive Directors with women directors present on its Board and the majority of the Board Members consisting of Independent Directors.

#### B. TERMS OF REFERENCE

The composition of the Board satisfies the requirements of Regulation 17 of the SEBI Listing Regulations read with Schedule II Part A and Section 149 of the Companies Act, 2013 ("hereinafter referred to as "the Act").

#### C. COMPOSITION OF THE BOARD OF DIRECTORS OF THE COMPANY AS ON 31 MARCH, 2023

The Board comprises:-

Category	No. of Directors	% of total no. of Directors
Non-Executive Promoter Directors	3	27.27
Executive Director, who is the Managing Director of the Company	1	9.09
Non-Executive Independent Directors	7	63.64
<b>Total</b>	<b>11</b>	<b>100</b>

### REPORT ON CORPORATE GOVERNANCE (CONTD.)

The names and categories of Directors, the number of Directorships and Committee positions held by them in other companies and the shareholdings in the Company are given below:

Name of the Director	Category of the Director	Number of Directorships held in other Public Limited Companies incorporated in India		Number of Committee Memberships/ Chairmanships held in other Public Limited Companies incorporated in India	Directorship in other listed entity (Category of Directorship) <sup>3</sup>	No. of Shares and Convertible Instruments held in the Company
		Director <sup>1</sup>	Chairman <sup>2</sup>			
Dr. Sanjiv Goenka (DIN: 00074796)	Promoter, Non-Executive (Chairman)	8	4	6	1. Saregama India Limited (Non-Executive, Non-Independent) 2. CESC Limited (Non-Executive, Non-Independent) 3. Firstsource Solutions Limited (Non-Executive, Non-Independent) 4. RPSG Ventures Limited (Non-Executive, Non-Independent) 5. Spencer's Retail Limited (Non-Executive, Non-Independent)	Nil
Mrs. Preeti Goenka (DIN: 05199069)	Promoter, Non-Executive	1	-	-	1. Saregama India Limited (Non-Executive, Non-Independent)	Nil
Mr. Kaushik Roy (DIN: 06513489)	Managing Director	3	-	-	1. Harrisons Malayalam Limited (Non-Executive, Non-Independent) 2. Stel Holdings Limited (Non-Executive, Non-Independent)	Nil
Mr. Shashwat Goenka (DIN: 03486121)	Promoter, Non-Executive	5	-	3	1. CESC Limited (Non-Executive, Non-Independent) 2. Firstsource Solutions Limited (Non-Executive, Non-Independent) 3. RPSG Ventures Limited (Non-Executive, Non-Independent) 4. Spencer's Retail Limited (Non-Executive, Non-Independent)	Nil
Mr. Paras Kumar Chowdhary (DIN: 00076807)	Non-Executive & Independent	2	-	2	1. CEAT Limited (Non-Executive, Non-Independent)	Nil



**At PCBL, we believe in earning the right to grow through efficiency, values and integrity. We lead from the front in thought and action. We follow the highest standards of corporate governance and are very mindful of the environment.**

– Dr. Sanjiv Goenka, Chairman

## REPORT ON CORPORATE GOVERNANCE (CONTD.)

Name of the Director	Category of the Director	Number of Directorships held in other Public Limited Companies incorporated in India			Directorship in other listed entity (Category of Directorship) <sup>3</sup>	No. of Shares and Convertible Instruments held in the Company
		Number of Committee Memberships/ Chairmanships held in other Public Limited Companies incorporated in India				
		Director <sup>1</sup>	Chairman <sup>2</sup>	Member <sup>2</sup>		
Mr. Pradip Roy (DIN: 00026457)	Non-Executive & Independent	1	-	1	1. Precision Wires India Limited (Non-Executive, Independent)	Nil
Mrs. Rusha Mitra (DIN: 08402204)	Non-Executive & Independent	9	2	6	1. Harrisons Malayalam Limited (Non-Executive, Independent) 2. Naga Dhunseri Group Limited (Non-Executive, Independent) 3. Lux Industries Limited (Non-Executive, Independent) 4. GKW Limited (Non-Executive, Independent) 5. Texmaco Rail and Engineering Limited (Non-Executive, Independent) 6. Quest Capital Markets Limited (Non-Executive, Independent)	Nil
Mr. R K Agarwal (DIN: 00416964)	Non-Executive & Independent	3	3	4	1. Cigniti Technologies Limited (Non-Executive, Independent)	Nil
Mr. T.C Suseel Kumar (DIN: 06453310)	Non-Executive & Independent	3	1	3	1. Lakshmi Machine Works Limited (Nominee Director) 2. Axis Bank Limited (Nominee Director) 3. BSE Limited (Shareholder Director)	Nil
Mr. K Jairaj (DIN: 01875126)	Non-Executive & Independent	8	4	9	1. Adani Transmission Limited (Non-Executive, Independent) 2. RPSG Ventures Limited (Non-Executive, Independent)	Nil
Dr. Sethurathnam Ravi (DIN: 00009790)*	Non-Executive & Independent	8	4	8	1. Usha Martin Limited (Non-Executive, Independent) 2. Tourism Finance Corporation of India Limited (Non-Executive, Independent) 3. Spacenet Enterprises India Limited (Non-Executive, Independent)	Nil

\* Dr. Sethurathnam Ravi has been appointed as a Non-Executive Independent Director in the Board of Directors of the Company to hold office for the first term of 5 (five) consecutive years with effect from 15 March, 2023 vide the Special Resolution passed by the Shareholders of the Company by way of Postal Ballot through electronic means on 9 March, 2023.

## REPORT ON CORPORATE GOVERNANCE (CONTD.)

**Notes:-**

- Directorships held by Directors in the aforementioned Table do not include Private Limited Companies, Foreign Companies, Section 8 Companies, Alternate Directorships and One Person Companies. All the Public Limited Companies, whether listed or not, have been considered in the afore-mentioned Table.
- Memberships/ Chairmanships of only the Audit Committee and the Stakeholders' Relationship Committee of the public limited companies, whether listed or not, have been considered. All other companies including private limited companies, foreign companies and companies under Section 8 of the Act have been excluded.
- The names of the Listed Entities where the person is a Director and the Category of Directorship have been depicted in the table as per the requirement of Schedule V Part C of the SEBI Listing Regulations.
- To adhere to the social distancing norms, the directors participated in the Meetings of the Board and Committees held during FY 2022-23 through video conferencing. The meetings and agenda items taken up during the meetings complied with the Act and SEBI Listing Regulations read with various Circulars issued by the Ministry of Corporate Affairs ("MCA") and Securities and Exchange Board of India ("SEBI") due to COVID-19 pandemic.
- None of the Directors are related to each other, except for Dr. Sanjiv Goenka, Mr. Shashwat Goenka and Mrs. Preeti Goenka.
- The Independent Directors have confirmed that they meet the criteria of independence u/s 149(6) of the Act and Regulations 16(1)(b) and 25(8) of the SEBI Listing Regulations and are independent of the management. Necessary confirmations have also been taken from the Directors in compliance with Rule 6 Sub Rule 3 of the Companies (Appointment and Qualification of Directors) Fifth Amendment Rules, 2019, which has come into force with effect from 1 December, 2019.
- The Company has proper systems to enable the Board of Directors to periodically review the compliance reports pertaining to all laws applicable to the Company.

- During the FY 2022-23, information as mentioned in Schedule II Part A of the SEBI Listing Regulations has been placed before the Board for its consideration.
- The Company has in place, plans for orderly succession for appointment to the Board of Directors and Senior Management.
- The Company also, has in place, procedures to inform Members of the Board of Directors about the risk assessment and minimisation. The Company has in place a Risk Management Policy and the Risk Register relating to the Company and the implementation of the mitigation measures along with a discussion on the Sustainability Report of the Company for the FY 2021-22 were duly done at the Sustainability & Risk Management Committee Meetings of the Company held on 6 June, 2022, 26 October, 2022 and 14 February, 2023 respectively.
- The Chairman of our Company is a Non-Executive Director and is not related to the Managing Director of the Company.
- The maximum no. of Directorships held by all our Directors are well within the limit of 7 listed entities and none of the Directors of our Company serve as an Independent Director in more than 7 listed entities. Besides, the Managing Director of our Company does not serve as an Independent Director in any of the listed entities.
- The maximum no. of Committee Memberships held by all our Directors are well within the limit of 10 Committees and in case of Chairmanship, our Directors do not act as Chairman in more than 5 listed entities.

**D. BOARD MEETINGS:-**

The Board generally meets at least 4 times a year, with 1 meeting being held in every quarter. The intervening period between two Board Meetings is well within the maximum time gap of one hundred and twenty days as prescribed under the SEBI Listing Regulations. This financial year 2022-23 witnessed five (5) Board Meetings. The Board Meeting dates are fixed well in advance and necessary intimations and disclosures take place. The notice of the



## REPORT ON CORPORATE GOVERNANCE (CONTD.)

Board meeting is given well in advance to all the Directors. The Agenda of the Board / Committee Meetings is set up by the Company Secretary and includes detailed notes on the items to be discussed at the meeting to enable the Directors to take an informed decision. All the statutory and other significant and material information are placed before the Board to enable it to discharge its responsibility of strategic supervision of the Company as trustees of Shareholders. The Agenda for the Board and Committee Meetings cover items set out as per the guidelines in Listing Regulations to the extent it is relevant and applicable.

**E. BOARD AGENDA AND CIRCULATION:-**

Keeping in view the underlying objective of the Company to impart and enhance the implementation of Green Initiatives across the organisation and with a view to leverage technology and reduce paper consumption, the Company has adopted a practice of making electronic presentation of the Agendas of Board Meeting and other Committee Meetings in the form of a power point presentation. The Agendas are mailed to all the Directors well in advance. However, as and when requests are received from Directors, the Agenda Papers are also circulated in hard copies well before the Board Meeting and other Committee Meetings.

**F. DETAILS OF BOARD MEETINGS HELD DURING THE FINANCIAL YEAR 2022-23:-**

The Board of Directors met 5 times during the financial year ended 31 March, 2023, details of which are depicted below:-

Sl No.	Date	Board Strength	No. of Directors present
1	19 April, 2022	10	10
2	4 July, 2022	10	5
3	21 July, 2022	10	10
4	26 October, 2022	10	10
5	31 January, 2023	10	10

**Attendance at Board Meetings and at Annual General Meetings held during the Financial Year 2022-23:-**

The Attendance Record of the Directors at the Board Meetings held on the afore-mentioned dates are captured herein below:-

Name of the Director	Board Meetings		Attendance at the last Annual General Meeting held through Video Conference
	Held during tenure	Attended	
Dr. Sanjiv Goenka	5	4	Yes
Mrs. Preeti Goenka	5	4	Yes
Mr. Shashwat Goenka	5	4	Yes
Mr. Paras K. Chowdhary	5	5	Yes
Mr. Pradip Roy	5	4	No
Mrs. Rusha Mitra	5	5	Yes
Mr. R K Agarwal	5	5	Yes
Mr. T C Suseel Kumar	5	5	Yes
Mr. K Jairaj	5	4	Yes
Dr. Sethurathnam Ravi	0	0	NA
Mr. Kaushik Roy	5	5	Yes

**Note:-**

- Necessary Quorum, as per Regulation 17(2A) of the SEBI Listing Regulations was present for all the Meetings.

**G. COMPLIANCE WITH THE CODE OF CONDUCT**

The Board of Directors of the Company ("the Board") has adopted the "Code of Business Conduct and Ethics ("the Code") for Directors and Senior Management Personnel of the organisation. The adoption of this Code of Conduct by the Board stems from the fiduciary responsibility which the Board Members and the Senior Management have towards the stakeholders in the Company. The Code of Conduct also inter alia, contains the duties of the Independent Directors as laid down in the Act. The Code is available on the website of the Company at [www.pcblltd.com](http://www.pcblltd.com).

## REPORT ON CORPORATE GOVERNANCE (CONTD.)

All the Directors including the Chairman, the Managing Director and the Senior Management Personnel of the Company have given a declaration of compliance with the Company's Code of Conduct in accordance with Regulation 26(3) of the SEBI Listing Regulations during the year ended 31 March, 2023.

**H. POST BOARD MEETING FOLLOW-UP SYSTEM**

The Governance processes in the Company include an effective post-meeting follow-up and review and reporting process for actions taken / pending on the decisions of the Board and the Committees of the Board.

**III. COMMITTEES OF THE BOARD**

The Board has currently established the following Statutory Committees. The Board Committees play a crucial role in the Governance Structure of the Company and have been constituted to deal with specific areas/activities which concern the Company and need a closer review. The Board Committees are set up under the formal approval of the Board to carry clearly defined roles which are considered to be performed by the Members of the Board, as part of Good Corporate Governance practice. The Board supervises the execution of its responsibilities by the Committees and is responsible for their action. The Chairman of the respective Committees inform the Board about the summary of the discussion held in the Committee Meetings. The Minutes of the Meeting of all the Committees are placed before the Board for review.

Currently, there are six Committees of the Board – the Audit Committee, the Nomination and Remuneration Committee, the Stakeholders Relationship Committee, the Corporate Social Responsibility Committee, the Sustainability and Risk Management Committee and the Independent Directors Committee. The terms of reference of these Committees are determined by the Board from time to time. The composition, name of Members and attendance and the Meetings of these Committees are enumerated below:

**A. AUDIT COMMITTEE**
**1. Terms of Reference**

The Company has an Audit Committee and the terms of reference are in conformity with

the powers as stipulated in Regulation 18 read with Schedule II Part C of the SEBI Listing Regulations and Section 177 of the Act.

The role of the Audit Committee of the Company includes the following:

- Oversight of the Company's financial reporting process and the disclosure of its financial information to ensure that the financial statement is correct, sufficient and credible.
- Recommending to the Board, appointment, remuneration and terms of appointment of the auditors.
- Approval of payment to statutory auditors for any other services rendered by the statutory auditors.
- Reviewing, with the management, the annual financial statements and Auditors' Report before submission to the Board for approval, with particular reference to :
  - Matters required to be included in the Director's Responsibility Statement to be included in the Board's Report in terms of clause (c) of sub-section 3 of Section 134 of the Act.
  - Changes, if any, in accounting policies and practices and reasons for the same.
  - Major accounting entries involving estimates based on the exercise of judgment by management.
  - Significant adjustments made in the financial statements arising out of audit findings.
  - Compliance with listing and other legal requirements relating to financial statements.
  - Disclosure of any related party transactions.
  - Modified opinion(s) in the draft audit report, if any.
- Reviewing, with the management, the quarterly financial statements before submission to the Board for approval.
- Reviewing and monitoring the auditor's independence and performance, and effectiveness of the audit process.

## REPORT ON CORPORATE GOVERNANCE (CONTD.)

7. Approval or any subsequent modification of transactions of the Company with related parties.
8. Valuation of undertakings or assets of the Company, wherever necessary.
9. Evaluation of internal financial controls and risk management systems.
10. Reviewing, with the management, performance of statutory and internal auditors, and adequacy of the internal control systems.
11. Reviewing the adequacy of internal audit function, if any, including the structure of the internal audit department, staffing and seniority of the official heading the department, reporting structure coverage and frequency of internal audit.
12. Discussion with internal auditors any significant findings and follow up thereon.
13. Investigating into any matter in relation to the items specified in the terms of reference and reviewing the findings of any internal investigations by the internal auditors into matters where there is suspected fraud or irregularity or a failure of internal control system of a material nature and reporting the matter to the Board.
14. Discussion with statutory auditors before the audit commences, about the nature and scope of audit as well as post-audit discussion to ascertain any area of concern.
15. Reviewing the Company's Risk Management Policies.
16. Valuation of undertakings or assets of the Company, wherever it is necessary.
17. Looking into the reasons for substantial defaults in the payment to the depositors, debenture holders, shareholders (in case of non payment of declared dividends) and creditors.
18. Reviewing the compliance with the provisions of the SEBI (Prohibition of Insider Trading) Regulations, 2015 as amended at least once in a financial year and verifying that the systems for internal control are adequate and are operating effectively.
19. Carrying out any other function as is mentioned in the terms of reference of the Audit Committee.
20. Reviewing the utilisation of loans and / advances from / investment by the holding company in the subsidiary exceeding Rupees 100 Crores or 10% of the asset size of the subsidiary, whichever is lower including existing loans / advances / investments existing as on the date of coming into force of this provision.
21. Considering and commenting on the rationale, cost-benefits and impact of schemes involving merger, demerger, amalgamation etc., on the Company and its shareholders.

The Auditors and the Key Managerial Personnel have a right to be heard in the meetings of the Audit Committee when it considers the Auditor's Report.

The Audit Committee is also empowered, pursuant to its terms of reference, to:

- a) Investigate any activity within its terms of reference and to seek any information it requires from any employee.
- b) Obtain professional advice from external sources to carry on any investigation and have full access to information contained in the records of the Company.
- c) Discuss any related issues with the internal and statutory auditors and the management of the Company.
- d) Review and monitor the auditor's independence and performance, and effectiveness of audit process.
- e) Approve subsequent modification of transactions of the Company with related parties.
- f) Discussion with the statutory auditors before the audit commences, about the nature and scope of audit as well as post-audit discussion to ascertain any area of concern.
- g) Scrutinise the inter-corporate loans and investments and evaluate internal financial controls and risk management systems.
- h) Oversee the vigil mechanism/whistle blower policy of the Company.
- i) Approval of appointment of chief financial officer after assessing the qualifications, experience and background etc. of the candidate.

## REPORT ON CORPORATE GOVERNANCE (CONTD.)

The Company has systems and procedures in place to ensure that the Audit Committee mandatorily reviews:

- Management discussion and analysis of financial condition and results of operations.
- Management letters/letters of internal control weaknesses issued by the statutory auditors.
- Internal Audit Reports relating to internal control weaknesses.
- The appointment, removal and terms of remuneration of the chief internal auditor.

Whenever applicable, monitoring end use of funds raised through public issues, right issues, preferential issues by major category (capital expenditure, sales and marketing, working capital etc.), shall form a part of the quarterly declaration of financial results.

In addition, the Audit Committee of the Board is also empowered to review the financial statements, in particular, the investments made by the unlisted subsidiary companies, in view of the requirements under Regulation 24 of the SEBI Listing Regulations. No person has been denied access to the Committee. The Minutes of the Meetings of the Board of Directors of the unlisted subsidiary companies are periodically placed before the meeting of the Audit Committee of the Board of Directors of the Company.

#### 2. Composition of the Audit Committee as on 31 March, 2023:-

The Audit Committee comprises 4 Directors, all of whom are Non-Executive Independent Directors. The members of the Audit Committee are, Mr. Paras K Chowdhary, Mr. Pradip Roy, Mr. R K Agarwal and Mr T C Suseel Kumar. The Chairman of the Audit Committee, Mr. Paras K Chowdhary, is a Non-Executive Independent Director.

#### 3. Details of Audit Committee Meetings Held During The Financial Year 2022 - 23 :-

The Audit Committee met 4 times during the financial year ended 31st March, 2023, details of which are depicted below:-

Sl No.	Date	Committee Strength	No. of Members present
1	19 April, 2022	4	4
2	21 July, 2022	4	4
3	26 October, 2022	4	4
4	31 January, 2023	4	4

#### Attendance at Audit Committee Meetings held during the Financial Year 2022 - 23:-

The names of Members and Chairman of the Audit Committee, Meetings held and attendance thereof during the Financial Year 2022 - 23 are as given below:-

Name of the Director	Position held	No. of Committee Meetings	
		Held during tenure	Attended
Mr. Paras K. Chowdhary (Non-Executive & Independent)	Chairman	4	4
Mr. Pradip Roy (Non-Executive & Independent)	Member	4	4
Mr. R K Agarwal (Non-Executive & Independent)	Member	4	4
Mr. T C Suseel Kumar (Non-Executive & Independent)	Member	4	4

#### 4. Meetings

- Audit Committee Meetings were held on 19 April, 2022, 21 July, 2022, 26 October, 2022 and 31 January, 2023 respectively. The intervening period between two Audit Committee Meetings is well within the maximum time gap of one hundred and twenty days as prescribed under the SEBI Listing Regulations. The necessary quorum was present for all the meetings. The Annual Accounts for the year ended 31 March, 2022 was reviewed by the Audit Committee at its Meeting held on 19 April, 2022. The Audit Committee also reviewed the Audited Financial Results for the year ended 31 March, 2022 and Unaudited Financial Results for the quarters ended



## REPORT ON CORPORATE GOVERNANCE (CONTD.)

30 June, 2022, 30 September, 2022 and 31 December, 2022 before recommending their adoption to the Board.

- Mr. Paras K Chowdhary, the Chairman of the Audit Committee attended the Sixty-first Annual General Meeting of the Company held on 28 June, 2022 to answer the shareholder's queries.
- The Managing Director, Chief Financial Officer, Head of Internal Audit and the representatives of the Statutory Auditors and Cost Auditors of the Company are invited by the Audit Committee to its Meetings. The Auditors are heard in the meetings of the Audit Committee when it considers the financial results of the Company and auditors' views thereon are taken into consideration.
- The Company Secretary acts as Secretary to the Audit Committee.
- All Members of the Audit Committee are financially literate and have accounting and related financial management expertise.

#### 5. Role of Internal Auditor

The Internal Audit has a well laid internal audit methodology, which assesses and promotes strong ethics and values within the organisation and facilitates in managing changes in the business and regulatory environment. It encompasses all the aspects of business such as operational, financial, information systems, risk management and all the regulatory compliances are reviewed periodically. The Internal Auditor makes presentations and reports to the Audit Committee of the Board of Directors of the Company on a quarterly basis pertaining to the key internal audit findings and the action plan agreed with the Management.

### B. NOMINATION AND REMUNERATION COMMITTEE

#### 1. Terms of Reference

The Company has a Nomination and Remuneration Committee and the terms of reference are in conformity with the provisions of Regulation 19 read with read with Schedule II Part D of the SEBI Listing Regulations and Section 178 of the Act.

The role of the Committee inter alia includes the following:

- Identify persons qualified to become Directors or hold senior management positions and advise the Board for such appointments/removals where necessary
- Formulate criteria for determining qualifications, positive attributes and independence of a director and recommend to the Board a policy relating to the remuneration of Directors, Key Managerial Personnel and other employees
- Evaluate the balance of skills, knowledge and experience on the Board and preparation of description of the role and capabilities of an Independent Director
- Evaluate the performance of Independent Directors and the Board of Directors and to decide whether to continue the term of appointment of the Independent Director, on the basis of the report of performance evaluation of Independent Director
- Devise a policy on Board diversity
- Recommend to the Board, all remuneration, in whatever form, payable to senior management
- Specify the manner for effective evaluation of performance of the Board, its Committees and Individual Directors to be carried out either by the Board, by the Nomination and Remuneration Committee or by an independent external agency and review its implementation and compliance.

In accordance with the recommendation of the Committee, the Company has since formulated a Remuneration Policy for Directors, Key Managerial Personnel and other employees of the Company. The Committee is responsible for recommending the fixation and periodic revision of remuneration of the Managing Director. The Committee also decides on payment of commission to Non-Executive Directors and other Senior Managerial Personnel. The performance evaluation criteria for Non-Executive Directors including Independent Directors laid down by Committee and taken on record by the Board includes -

- a. Attendance and participation in the Meetings.

## REPORT ON CORPORATE GOVERNANCE (CONTD.)

- b. Preparedness for the Meetings.
- c. Understanding of the Company and the external environment in which it operates and contributes to strategic direction.
- d. Raising of valid concerns to the Board and constructive contribution to issues and active participation at meetings.
- e. Engaging with and challenging the management team without being confrontational or obstructionist.

The evaluation of the Independent Directors shall be done by the entire Board of Directors which shall include –

- a) performance of the Directors; and
- b) fulfilment of the independence criteria as specified in the SEBI Listing Regulations and their independence from the management:

Provided that in the afore-said evaluation, the Directors who are subject to evaluation shall not participate.

#### 2. Composition of the Nomination and Remuneration Committee as on 31 March, 2023:-

The Nomination and Remuneration Committee comprises 3 Directors, all of whom are Non - Executive Independent Directors. The Members of the Nomination and Remuneration Committee are Mr. Paras K Chowdhary, Mrs. Rusha Mitra and Mr. Pradip Roy. The Chairman of the Nomination and Remuneration Committee, Mr. Paras K Chowdhary, is a Non-Executive Independent Director.

#### 3. Details of Nomination and Remuneration Committee Meetings Held During the Financial Year 2022 - 23 :-

The Nomination and Remuneration Committee met 4 times during the financial year ended 31 March, 2023, details of which are depicted below:-

SI No.	Date	Committee Strength	No. of Members present
1	19 April, 2022	3	3
2	28 June, 2022	3	3
3	21 July, 2022	3	3
4	31 January, 2023	3	3

#### Attendance at Nomination and Remuneration Committee Meetings held during the Financial Year 2022 - 23:-

The names of Members and Chairperson of the Nomination and Remuneration Committee, Meetings held and attendance thereof during the Financial Year 2022 – 23 are as given below:-

Name of the Director	Position held	No. of Committee Meetings	
		Held during tenure	Attended
Mr. Paras K Chowdhary (Non-Executive Independent Director)	Chairman	4	4
Mrs. Rusha Mitra (Non-Executive Independent Director)	Member	4	4
Mr. Pradip Roy (Non-Executive Independent Director)	Member	4	4

#### 4. Meetings

- During the year ended 31 March, 2023, the Nomination and Remuneration Committee met 4 times on 19 April, 2022, 28 June, 2022, 21 July, 2022 and 31 January, 2023 respectively.
- Necessary Quorum as per Regulation 19(2A) of the SEBI Listing Regulations, was present for all the Meetings.
- The Chairman of the Nomination and Remuneration Committee, Mr. Paras K Chowdhary was present at the Sixty-First Annual General Meeting of the Company held on 28 June, 2022 to answer the shareholders' queries.
- The Company Secretary was in attendance at the Nomination and Remuneration Committee Meetings.

#### 5. Remuneration Policy –

In compliance with the requirements of Act and Rules made thereunder and pursuant to Regulation 19 of the SEBI Listing Regulations read with Schedule II Part D to the said Regulations, the Board of Directors has a Nomination and Remuneration Policy for its

## REPORT ON CORPORATE GOVERNANCE (CONTD.)

Directors, Key Managerial Personnel, Functional Heads and other employees of the Company.

• **Non – Executive Directors**

The Non-Executive Directors are paid remuneration based on their contribution and current trends. The Board of Directors of the Company on the recommendation of the Nomination and Remuneration Committee decides the remuneration of the Non-Executive Directors.

The remuneration paid to the Non-Executive Directors by way of sitting fees is ₹ 1,00,000/- per Meeting for the Board Meetings, ₹ 50,000/- per Meeting for the Audit Committee Meetings, ₹ 20,000/- per Meeting for the Independent Directors' Committee Meetings and ₹ 5000/- per Meeting each for the Nomination and Remuneration Committee Meetings, Stakeholders Relationship Committee Meetings, Corporate Social Responsibility Committee Meetings and Sustainability and Risk Management Committee Meetings.

In addition to the afore-mentioned remuneration being paid by way of sitting fees, Commission was also paid to the Non-Executive Directors for the financial year 2021-22 during the financial year 2022-23.

**THE DETAILS OF THE REMUNERATION PAID TO THE NON – EXECUTIVE DIRECTORS HAVE BEEN ENUMERATED BELOW:-**

**I. Details of Sitting Fees/ Remuneration**

**A. Sitting Fees/ Commission paid to the Non -Executive Directors**

The sitting fees for the Board and the Committee Meetings and Commission paid to the Non-Executive Directors during the year ended 31 March, 2023 are as follows:-

Dr. Sanjiv Goenka – Sitting Fees ₹ 4,00,000/- and Commission ₹ 8,22,50,000/-, Mr. Shashwat Goenka – Sitting Fees ₹ 4,10,000/- and Commission ₹ 8,22,50,000/-, Mrs. Preeti Goenka – Sitting Fees ₹ 4,00,000/- and Commission ₹ 10,00,000/-, Mr. Paras K Chowdhary – Sitting Fees ₹ 6,55,000/- and Commission ₹ 10,00,000/-, Mr. Pradip Roy – Sitting Fees ₹ 6,65,000/- and Commission ₹ 10,00,000/-, Mrs. Rusha Mitra – Sitting Fees – ₹ 4,60,000/- and Commission – ₹ 10,00,000/-, Mr. R K Agarwal – Sitting Fees – ₹ 6,20,000/- and Commission – ₹ 10,00,000/-,

Mr. T C Suseel Kumar – Sitting Fees – ₹ 6,30,000/- and Commission – ₹ 10,00,000/-, Mr. K Jairaj – Sitting Fees – ₹ 4,20,000/- and Commission – ₹ 10,00,000/- and Dr. Sethurathnam Ravi\* – Sitting Fees – ₹ 20,000/-.

The Company also reimburses the out of pocket expenses incurred by the Directors for attending the Meetings.

\* Dr. Sethurathnam Ravi has been appointed as a Non-Executive Independent Director in the Board of Directors of the Company to hold office for the first term of 5 (five) consecutive years with effect from 15 March, 2023 vide the Special Resolution passed by the Shareholders of the Company by way of Postal Ballot through electronic means on 9 March, 2023 and he attended 1 Independent Directors' Committee Meeting held on 17 March, 2023, for which he was entitled to the Sitting Fees during the year ended 31 March, 2023, as afore-mentioned.

• **Executive Director**

Payment of remuneration to the Managing Director, who is the Executive Director of the Company, is governed by the agreement executed between him and the Company and are also governed by the Board and Shareholders' resolutions. The remuneration structure comprises salary, variable pay, perquisites and allowances and retirement benefits in the forms of superannuation and gratuity. The Company does not have any Employee Stock Option Scheme.

Executive Director	Business relationships with the Company, if any	All elements of remuneration package, i.e. salary, benefits, bonuses, pension etc. for the year ended 31 March, 2023	
		Description	Amount (₹ in Crores)
Mr. Kaushik Roy *	Managing Director	Salary and Allowances,	13.39
		Contribution to Provident, Gratuity and Superannuation Funds	0.99
		Perquisites	0.07
		<b>Total</b>	<b>14.45</b>

\* Service Contract: For a period of three years

## REPORT ON CORPORATE GOVERNANCE (CONTD.)

w.e.f. 5 February, 2022. The Board of Directors at its Meeting held on 27 October, 2021 approved the re-appointment of Mr. Kaushik Roy as the Managing Director of the Company for a further period of 3 years w.e.f. 5 February, 2022 and the same was also approved by the shareholders by way of Postal Ballot and voting through electronic means on 2 December, 2021.

\*Notice Period: Ninety days notice from either side

\* Severance Fees: Ninety days salary in lieu of notice

\* Stock Options: None

**6. SUCCESSION POLICY**

Succession Planning is a process of ascertaining the need for filling positions at the Board, senior management and other key positions. It involves identification for the said roles, assessment of their potential and developing next generation of leaders as potential successors for key leadership roles in the Company. The Company has in place a Succession Policy and the Board of Directors of the Company reviews and monitors the implementation of the Policy on an annual basis to ensure its effectiveness and to satisfy that plans are in place for orderly succession for appointments to the Board and to the Senior Management. The Company recognises that Succession Planning is a continuous process rather than a onetime event and hence, intends to put in place this Policy that aligns talent management with the said objective and endeavours to mitigate the critical risks such as vacancy, readiness and transition risk. The Board of Directors of the Company has given the authority to Nomination and Remuneration Committee of the Board of Directors of the Company for implementing this policy and its related procedures. The afore-said policy is available on the website of the Company and may be accessed at the link: <https://www.pcblltd.com/investor-relation/general-policies>.

**7. BOARD EVALUATION**

Performance evaluation of the Board, the Board Committees and the Individual Directors was carried out by the Board in accordance with the Policy approved by the Nomination and Remuneration Committee of the Board of

Directors of the Company in this regard, brief details of which are provided in the Board's Report, forming part of the Annual Report of the Company for FY 2022-23.

**C. STAKEHOLDERS' RELATIONSHIP COMMITTEE**

**1. Terms of Reference**

The Company has a Stakeholders' Relationship Committee and the terms of reference of the Stakeholders' Relationship Committee are in conformity with the provisions of Regulation 20 read with Schedule II Part D of the SEBI Listing Regulations and Section 178 of the Act. The Stakeholders' Relationship Committee specifically looks into the various aspects of interest of shareholders, debenture holders and other security holders.

The role of the Committee inter alia includes the following:

- Resolve the grievances of the security holders of the Company including complaints related to transfer/transmission of shares, non-receipt of annual report, non-receipt of declared dividends, issue of new / duplicate certificates, general meetings etc;
- Review of measures taken for effective exercise of voting rights by shareholders;
- Review of adherence to the service standards adopted by the Company in respect of various services being rendered by the Registrar & Share Transfer Agent;
- Review of the various measures and initiatives taken by the Company for reducing the quantum of unclaimed dividends and ensuring timely receipt of dividend warrants / annual reports / statutory notices by the shareholders of the Company.

**2. Composition of the Stakeholders' Relationship Committee as on 31 March, 2023:-**

The Stakeholders' Relationship Committee comprises 3 Directors, out of which 2 Directors are Non - Executive Independent Directors and 1 Director is an Executive Director of the Company. The Members of the Stakeholders' Relationship Committee are Mrs. Rusha Mitra, Mr. Pradip Roy and Mr. Kaushik Roy. The Chairperson of the Stakeholders' Relationship Committee,



## REPORT ON CORPORATE GOVERNANCE (CONTD.)

Mrs. Rusha Mitra, is a Non-Executive Independent Director. The Stakeholders' Relationship Committee of the Board of Directors meets at regular intervals and specifically looks into the various aspects of interests of the shareholders and other security holders.

### 3. Details of Stakeholders' Relationship Committee Meetings Held During the Financial Year 2022 - 23:-

The Stakeholders Relationship Committee met 2 times during the financial year ended 31st March, 2023, details of which are depicted below:-

Sl. No.	Date	Committee Strength	No. of Members present
1	21 July, 2022	3	3
2	31 January, 2023	3	3

### Attendance at Stakeholders' Relationship Committee Meetings held during the Financial Year 2022 -23:-

The names of Members and Chairperson of the Stakeholders Relationship Committee, Meetings held and attendance thereof during the Financial Year 2022 – 23 are as given below:-

Name of the Director	Position held	No. of Committee Meetings	
		Held during tenure	Attended
Mrs. Rusha Mitra (Non-Executive & Independent)	Chairperson	2	2
Mr. Kaushik Roy (Managing Director)	Member	2	2
Mr. Pradip Roy (Non-Executive & Independent)	Member	2	2

Name and designation of Compliance Officer: Mr. Kaushik Mukherjee, Company Secretary & Chief Legal Officer.

Name and designation of the Nodal Officer for IEPF related matters: Mr. Kaushik Mukherjee, Company Secretary & Chief Legal Officer.

### 4. Meetings

- During the year ended 31 March, 2023, the Stakeholders' Relationship Committee met twice on 21 July, 2022 and 31 January, 2023 respectively.

- The Chairperson of the Stakeholders Relationship Committee, Mrs. Rusha Mitra was present at the Sixty-first Annual General Meeting of the Company held on 28 June, 2022 to answer the queries of the security holders.
- The Company Secretary is in attendance at the Stakeholders' Relationship Committee Meetings.
- The Company has a User ID and Password in place for logging into the SEBI Complaints Redressal System – 'SCORES' and can view the complaints which have been lodged by the shareholders. The Company ensures that timely redressals are made against any complaints raised by the shareholders relating to registration of share transfers, issue of new share certificates, sub-division or consolidation of shareholdings etc.

### 5. Status of Shareholders' Complaints

Number of complaints received during the year ended 31 March, 2023 as per records of the Company	Number of complaints resolved during the year ended 31 March, 2023	Number of complaints pending as on 31 March, 2023
10	10	Nil

\* The Company has received confirmations from National Stock Exchange of India Limited, BSE Limited and from our Registrar Link Intime India Private Limited that no investor complaints are pending against the Company as on 31 March, 2023.

### 6. Share Transfer Process

In terms of the SEBI Listing Regulations, equity shares of the Company can only be transferred in dematerialised form. Requests for dematerialisation of shares are processed and confirmation thereof is given to the respective depositories i.e. National Securities Depository Limited [NSDL] and Central Depository Services (India) Limited [CDSL], within the statutory time limit from the date of receipt of share certificates/ letter of confirmation after due verification. Mr. Kaushik Roy, Managing Director, Mr. Kaushik Mukherjee, Company Secretary & Chief Legal Officer and Mr. Raj Kumar Gupta, Chief Financial Officer are severally authorised to approve share movements in physical mode, as applicable.

## REPORT ON CORPORATE GOVERNANCE (CONTD.)

### D. SUSTAINABILITY AND RISK MANAGEMENT COMMITTEE \*

#### 1. Terms of Reference

The Company has a Sustainability and Risk Management Committee in place and the terms of reference of the Sustainability and Risk Management Committee are in conformity with the provisions of Regulation 21 read with Schedule II Part C of the SEBI Listing Regulations. The Sustainability and Risk Management Committee looks into the monitoring and reviewing of the risk management plan and such other functions, as it may deem fit and such function specifically covers cyber security. The Sustainability and Risk Management Committee also inter-alia reviews Company's plan and actions with regard to climate change, water management and responsible sourcing while ensuring that the Company carries out human rights' due diligence and manages diversity, inclusion and employee health and well-being appropriately. The Sustainability and Risk Management Committee also oversees compliance of all policies and the regulatory reporting requirements under the Listing Regulations.

Pursuant to the provisions of the Act, a statement indicating development and implementation of a risk management policy for the Company including identification therein of elements of risk, if any, which in the opinion of the Board may threaten the existence of the Company have also been dealt with in the Board's Report.

\* In line with our dedicated focus on ESG and Sustainability, the 'Risk Management Committee' of the Board of Directors of the Company has been renamed as the 'Sustainability and Risk Management Committee' at the Meeting of the Board of Directors of the Company held on 21 July, 2022.

#### 2. Composition of the Sustainability and Risk Management Committee as on 31 March, 2023:-

The Sustainability and Risk Management Committee comprises 4 Directors, out of which 1 Director is an Executive Director and the other 3 Directors are the Non-Executive Independent Directors. The Chairman of the Sustainability and Risk Management Committee, Mr. Kaushik Roy is the Managing Director of the Company. This composition is in line with the requirement of Regulation 21 of the SEBI Listing Regulations. The Members of the Sustainability and Risk Management Committee are Mr. Kaushik Roy, Mr. Paras K Chowdhary, Mr. Pradip Roy and Mr. T C Suseel Kumar. Under the Chairmanship of

Mr. Kaushik Roy, who is the Managing Director of our Company, the Sustainability and Risk Management Committee of the Board of Directors meets at least twice in a year to inform the Board Members about the risk assessment and minimisation procedures and adoption of requisite risk mitigation measures and their implementation thereof.

### 3. Details of Sustainability and Risk Management Committee Meetings held during the Financial Year – 2022 - 23:-

The Sustainability and Risk Management Committee met thrice during the financial year ended 31 March, 2023, details of which are depicted below:-

Sl. No.	Date	Committee Strength	No. of Members present
1	6 June, 2022	3	3
2	26 October, 2022*	4	4
3	14 February, 2023	4	4

\* Mr. T C Suseel Kumar was appointed as the Member of the Sustainability and Risk Management Committee at the Meeting of the Board of Directors of the Company held on 21st July, 2022 with effect from the forthcoming Committee Meeting.

### Attendance at Sustainability and Risk Management Committee Meetings held during the Financial Year 2022 -2023:-

The names of Members and Chairperson of the Sustainability and Risk Management Committee, Meetings held and attendance thereof during the Financial Year 2022 – 23 are given as below:-

Name of the Director	Position held	No. of Committee Meetings	
		Held during tenure	Attended
Mr. Kaushik Roy (Managing Director)	Chairman	3	3
Mr. Paras K Chowdhary (Non-Executive Independent Director)	Member	3	3
Mr. Pradip Roy (Non-Executive Independent Director)	Member	3	3
Mr. T C Suseel Kumar* (Non-Executive Independent Director)	Member	3	3

## REPORT ON CORPORATE GOVERNANCE (CONTD.)

\* Mr. T C Suseel Kumar was appointed as the Member of the Sustainability and Risk Management Committee at the Meeting of the Board of Directors of the Company held on 21 July, 2022 with effect from the forthcoming Committee Meeting.

**4. Meetings**

- During the year ended 31 March, 2023, the Sustainability and Risk Management Committee met thrice on 6 June, 2022, 26 October, 2022 and 14 February, 2023 respectively.
- The Chairman of the Sustainability and Risk Management Committee is the Managing Director of the Company.
- The Company Secretary was in attendance at the Sustainability & Risk Management Committee Meetings.
- The Risk Management process involves the identification, evaluation/assessment, prevention and control of the risks, determining the cost of risk likely to be and ensuring that adequate financial resources are available for implementing the selected technique, measuring and monitoring effectiveness of controls and reviewing and reporting the Risk Management process at appropriate intervals, at least annually.
- The Sustainability and Risk Management Committee has sought professional advice from an external member as and when it considers necessary.

**E. CORPORATE SOCIAL RESPONSIBILITY (CSR) COMMITTEE**
**1. Terms of Reference**

The Board of Directors of the Company has a Corporate Social Responsibility Committee and the terms of reference are in conformity with the provisions of Section 135 read with Schedule VII of the Act and the Rules framed thereunder. The CSR Committee monitors the implementation of CSR projects or programmes undertaken by the Company.

The role of the Committee inter alia includes the following:-

- Formulate and recommend to the Board, a Corporate Social Responsibility Policy which shall indicate the activities to be undertaken by the Company in areas or subject, specified in Schedule VII of the Act.
- Recommend the amount of expenditure to be incurred on the activities referred to in the above point.
- Monitor the Corporate Social Responsibility Policy of the Company from time to time.

**2. Composition of the Corporate Social Responsibility Committee as on 31 March, 2023:-**

The Corporate Social Responsibility Committee comprises 3 Directors out of which 1 is an Executive Director, 1 is a Non - Executive Independent Director and 1 is a Non-Executive Director. The Chairman of the Committee is Mr. Kaushik Roy, an Executive Director, who is also the Managing Director of the Company. The Members of the Corporate Social Responsibility Committee are, Mr. Kaushik Roy, Mrs. Rusha Mitra and Mr. Shashwat Goenka.

**3. Details of Corporate Social Responsibility Committee Meetings Held During the Financial Year 2022 - 23:-**

The Corporate Social Responsibility Committee met twice during the financial year ended 31 March, 2023, details of which are depicted below:-

Sl No.	Date	Committee Strength	No. of Members present
1	19 April, 2022	3	3
2	31 January, 2023	3	3

**Attendance at Corporate Social Responsibility Committee Meetings held during the Financial Year 2022 - 23:-**

The names of Members and Chairperson of the Corporate Social Responsibility Committee, Meetings held and attendance thereof during the Financial Year 2022 - 23 are as given below:-

Name of the Director	Position held	No. of Committee Meetings	
		Held during tenure	Attended
Mr. Kaushik Roy (Managing Director)	Chairman	2	2
Mr. Shashwat Goenka (Non-Executive)	Member	2	2
Mrs. Rusha Mitra (Non-Executive and Independent)	Member	2	2

**4. Meetings**

- During the year, the Corporate Social Responsibility Committee met twice on 19 April, 2022 and 31 January, 2023 respectively.
- The Company Secretary was in attendance at the Corporate Social Responsibility Committee.
- The Corporate Social Responsibility Policy of the Company is posted on the website of the Company at the link: <https://www.pcblltd.com/investor-relation/general-policies>.
- The details of CSR expenditure spent during the financial year 2022-23 have been elaborated in 'Annexure - C' to the Board's Report.

## REPORT ON CORPORATE GOVERNANCE (CONTD.)

**F. INDEPENDENT DIRECTORS' COMMITTEE**
**1. Terms of Reference**

The Board of Directors of the Company has an Independent Directors' Committee and the terms of reference are in conformity with the provisions of Section 149 read with Schedule IV to the Act and the Rules framed thereunder and Regulations 16(1)(b) and 25(8) of the SEBI Listing Regulations. Necessary confirmations have also been taken from the Directors in compliance with Rule 6 Sub Rule 3 of the Companies (Appointment and Qualification of Directors) Fifth Amendment Rules, 2019, which has come into force with effect from 1 December, 2019. The statutory role of the Independent Directors' Committee of the Board of Directors is encapsulated herein below:-

- To review the performance of Non-Independent Directors and the Board as a whole;
- To review the performance of the Chairman of the Company, taking into account the views of the Executive and Non-Executive Directors;
- To assess the quality, quantity and timeliness of flow of information between the Company Management and Board that is necessary for the Board to effectively and reasonably perform their duties.

**Familiarisation Programme of the Independent Directors**

In accordance with the Code of Conduct for Independent Directors specified under the Act and the SEBI Listing Regulations, the Company has in place a familiarisation programme for all its Independent Directors. Such familiarisation programmes help the Independent Directors to understand the Company's strategy, business model, operations, markets, organisation structure, risk management etc. and such other areas as may arise from time to time. As a part of the familiarisation programme, all the Independent Directors make themselves conversant with the functions of the Company, its various growth prospects and business complexities. The senior management personnel of the Company also interact with the

Independent Directors regularly to keep them updated with the latest news and changes.

The policy on the familiarisation programmes imparted to the Independent Directors is posted on the website of the Company and may be accessed at the link: <https://www.pcblltd.com/investor-relation/general-policies>.

Dr. Sanjiv Goenka, Chairman, steers the deliberations of the Board with inputs from independent and non-independent directors. Mr. Kaushik Roy, Managing Director of the Company, is a well qualified professional with rich corporate level experience.

The Board has identified the following skills/expertise/competencies fundamental for the effective functioning of the Company's business which are currently available with the Board.

Global Business	Understanding of global business dynamics across various geographical markets, industry verticals and regulatory jurisdictions.
Strategy and Planning	Appreciation of long - term trends, strategic choices and experience in guiding and leading management teams to make decisions in uncertain environments.
Governance	Experience in developing governance practices, serving the best interests of all stakeholders, maintaining board and management accountability, building long-term effective stakeholder engagements and driving corporate ethics and values.
Organisational Capacity Building	Acumen to evaluate organisational capacity and readiness across relevant parameters and provide guidance on bridging gaps in capacity building.  Ability to understand the talent market and the Company's talent quotient so as to help finetune strategies to attract, retain and nurture competitively superior talent.



## REPORT ON CORPORATE GOVERNANCE (CONTD.)

Risk Management and Compliance	Ability to appreciate key risks impacting the Company's businesses and contribute towards development of systems and controls for risk mitigation & compliance management and review and refine the same periodically.
Financial Expertise	Proficiency in financial management and reporting processes, capital allocation understanding the financial policies.
Policy Evaluation	Ability to comprehend the Company's governance philosophy and contribute towards its refinement periodically.  Ability to evaluate policies, systems and processes in the context of the Company's businesses, and review the same periodically.
Culture Building	Ability to contribute to the Board's role towards promoting an ethical organisational culture, eliminating conflict of interest, and setting & upholding the highest standards of ethics, integrity and organisational conduct
Stakeholder Value Creation	Ability to understand the processes for shareholder value creation and its contributory elements so as to enable value creation for the other stakeholders
Environment, Social and Governance (ESG)	Experience in leading the Sustainability and Environment, Social and Governance visions of the organisation to be able to integrate these into the strategy of the Company.

The eligibility of a person to be appointed as a Director of the Company is dependent on whether the person possesses the requisite skill sets identified by the Board as above and whether the person is a proven leader in running a business that is relevant to the Company's business or is a proven academician in the field relevant to the Company's business.

The Directors so appointed are drawn from diverse backgrounds and possess special skills with regard to the industries / fields from where they come.

All the Independent Directors fulfil the conditions of independence specified in the Listing Regulations and they are all independent of Management. The Board of Directors of the Company have taken on record the declarations and confirmations submitted by the Independent Directors under Regulation 16(1)(b) read with 25(8) of the SEBI Listing Regulations after undertaking the due assessment of the veracity of the same.

### 2. Composition of the Independent Directors' Committee as on 31 March, 2023:-

The Independent Directors' Committee comprises all 7 Independent Directors. The Members of the Independent Directors' Committee are Mr. Paras K Chowdhary, Mr. Pradip Roy, Mrs Rusha Mitra, Mr. R K Agrawal, Mr. T C Suseel Kumar, Mr. K Jairaj and Dr. Sethurathnam Ravi\*. The Chairman of the Committee is Mr. Paras K Chowdhary, a Non-Executive Independent Director.

\* Dr. Sethurathnam Ravi has been appointed as a Non-Executive Independent Director in the Board of Directors of the Company to hold office for the first term of 5 (five) consecutive years with effect from 15 March, 2023 vide the Special Resolution passed by the Shareholders of the Company by way of Postal Ballot through electronic means on 9 March, 2023. Subsequent to his joining, he was inducted in the Independent Directors' Committee of the Board of Directors of the Company and attended the 1st Independent Directors' Committee Meeting held on 17 March, 2023.

### 3. Details of Independent Directors' Committee Meeting Held During the Financial Year 2022-23:-

The Independent Directors' Committee met once during the financial year ended 31 March, 2023, details of which are depicted below:-

Sl No.	Date	Committee Strength	No. of Members present
1	17 March, 2023	7	7

## REPORT ON CORPORATE GOVERNANCE (CONTD.)

### Attendance at Independent Directors' Committee Meeting held during the Financial Year 2022- 23:-

The names of Members and Chairman of the Independent Directors' Committee Meeting held and attendance thereof during the Financial Year 2022 – 23 are as given below:-

Name of the Director	Position held	No. of Committee Meetings	
		Held during tenure	Attended
Mr. Paras K Chowdhary (Non-Executive & Independent)	Chairman	1	1
Mr. Pradip Roy (Non-Executive & Independent)	Member	1	1
Mrs. Rusha Mitra (Non-Executive & Independent)	Member	1	1
Mr. R K Agarwal (Non-Executive & Independent)	Member	1	1
Mr. T C Suseel Kumar (Non-Executive & Independent)	Member	1	1
Mr. K Jairaj (Non-Executive & Independent)	Member	1	1
Dr. Sethurathnam Ravi (Non-Executive & Independent)	Member	1	1

### IV. SUBSIDIARY COMPANIES

The Company has 3 unlisted subsidiaries as on date, namely, Phillips Carbon Black Cyprus Holdings Limited, PCBL (TN) Limited and PCBL Europe SRL and 1 step-down subsidiary namely, Phillips Carbon Black Vietnam Joint Stock Company. The Company has incorporated a wholly owned subsidiary in the name of "PCBL Europe SRL" at Belgium, Europe on 14 April, 2023. The Minutes of Meetings of the Board of Directors of the unlisted subsidiary companies are placed before the Meetings of the Board of Directors of the Company and the review of the annual financial statements, in particular, the investments made by the unlisted subsidiaries are taken on record and discussed at the Board

Meeting of the Company. The Company's Policy for determination of a material subsidiary, as approved by the Board, may be accessed on its website at the link :- <https://www.pcbltd.com/investor-relation/general-policies>.

### V. GENERAL BODY MEETINGS

#### 1. Location and time of the last 3 Annual General Meetings (AGM) held and Special Resolutions Passed:

AGM	Date	Venue	Time	Special Resolution Passed
61st	28 June, 2022	Through video conferencing	10.30 A.M.	No
60th	22 June, 2021	Through video conferencing	10.30 A.M.	No
59th	30 July, 2020	Through video conferencing	10.30 A.M.	No

#### 2. Details of Special Resolutions passed last year through Postal Ballot :-

The Shareholders had passed the following Resolution as Special Resolution on 9th March, 2023 by requisite majority by way of postal ballot through e-voting:-

- Appointment of Dr. Sethurathnam Ravi as a Non-Executive Independent Director of the Company

Brief particulars of the postal ballot are provided below:-

- The Board of Directors of the Company appointed Mr. Anjan Kumar Roy, Practicing Company Secretary (Membership No. – FCS 5684), as the Scrutiniser for scrutinising the postal ballot through e-voting;
- Dispatch of the Postal Ballot Notice dated 31 January, 2023 along with the Explanatory Statement, was completed on 7 February, 2023 through electronic mode to all those Members, whose email addresses are registered with the Company or with the Company's Registrar and Share Transfer Agent, namely, Link Intime India Private Limited ("RTA") or with their respective Depository Participants ("Depository"), in compliance with the MCA Circulars and SEBI Circulars.

## REPORT ON CORPORATE GOVERNANCE (CONTD.)

- The Postal Ballot Notices were also posted on the website of the Company namely [www.pcblltd.com](http://www.pcblltd.com).
- With regard to the Postal Ballot Notice of the Company dated 31 January, 2023, E-voting commenced on Wednesday, 8 February, 2023 at 9:00 A.M. (IST) and ended on Thursday, 9 March, 2023 at 5:00 P.M. (IST).
- All the proposed Resolutions were passed with requisite majority and the Voting Results were duly intimated to the Stock Exchanges pursuant to Regulation 44(3) of the SEBI Listing Regulations as well as displayed on the Company's website at [www.pcblltd.com](http://www.pcblltd.com).

**3. Disclosure regarding appointment or re-appointment of Directors in accordance with Regulation 36(3) of the SEBI Listing Regulations has been provided in the Notice convening the Annual General Meeting of the Company.**

**VI. DISCLOSURES**

**1. Disclosures on materially significant related party transactions that may have potential conflict with the interests of the Company at large:**

No such transactions took place during the year ended 31 March, 2023. The Board has approved the policy on materiality of related party transactions and on dealing with related parties including clear threshold limits duly approved by the Board of Directors of the Company and such policy is reviewed by the Board of Directors once in every three years and updated accordingly. The Policy is posted on the Company's website at the following link: <https://www.pcblltd.com/investor-relation/general-policies>. Details of transactions with the related parties as specified in Indian Accounting Standard (IND AS – 24) issued by the Institute of Chartered Accountants of India are disclosed in Note No. - 28 to the standalone financial statements for the financial year 2022-23.

**2. Disclosure by Senior Management in accordance with Regulation 26(5) of the SEBI Listing Regulations:**

For the financial year ended 31 March, 2023, the Senior Management Personnel of the Company

have confirmed to the Board of Directors that they do not have any personal interest relating to material, financial and commercial transactions entered into with the Company that may have a potential conflict with the interests of the Company at large.

**3. Disclosures on Compliance of Law:**

The Company has complied with the mandatory requirements of the Stock Exchanges, SEBI and other statutory authorities on all matters related to capital markets during the last three years. No penalties or strictures were imposed by SEBI, Stock Exchanges, or any statutory authorities on any matter related to capital markets during the last three years.

**4. Vigil Mechanism / Whistle Blower Policy:**

The Company has a Whistle Blower Policy / Vigil Mechanism which is posted on the website of the Company at the link: <https://www.pcblltd.com/responsibility/policy> for its Directors and Employees to report their concerns about the Company's working or about any violation of its policies. The vigil mechanism provides for adequate safeguards against victimisation of Director (s) or Employee (s) or any other person who avail the mechanism and also provide direct access to the Chairman of the Audit Committee. No personnel have been denied any access to the Audit Committee. Besides, as per the requirement of Clause 6 of Regulation 9A of SEBI (Prohibition of Insider Trading) Regulations, our Company ensures to make employees aware of such Whistle-Blower Policy to report instances of leak of unpublished price sensitive information.

**5. Code for Prevention of Insider Trading Practices**

In compliance with the SEBI Regulation on Prohibition of Insider Trading, the Company has in place a comprehensive Code of Conduct to Regulate, Monitor and Report Trading by Insiders, for its Directors and Senior Management Officers. The Code lays down guidelines, which advises them on procedures to be followed and disclosures to be made, while dealing with the shares of the Company. The Code clearly specifies, among other matters, that Directors and Designated Persons of the Company, as defined in the Code, can trade in the shares of the Company

## REPORT ON CORPORATE GOVERNANCE (CONTD.)

only during 'Trading Window Open Period'. The trading window is closed during the time of declaration of results, dividend and other material events as per the Code. The intimation of the closure of Trading Window, as per the SEBI Regulations on Prohibition of Insider Trading, is given to the Stock Exchanges before the end of every quarter with effect from the 1st day of the month immediately succeeding the end of every quarter till 48 hours after the declaration of financial results of the Company to the Stock Exchanges. The same is intimated to the Designated Persons as well. These aforementioned Codes are posted on the website of the Company at the link: <https://www.pcblltd.com/investor-relation/general-policies>. Annual Declarations containing the annual disclosures of holding of securities have been obtained from all the Directors and the Designated Persons of the Company for the financial year ended 31 March, 2023. Besides, a declaration has also been obtained from the Managing Director of the Company ensuring compliance with Regulation 9 Sub regulations 1 and 2 of the SEBI (Prohibition of Insider Trading) Regulations, as amended.

An awareness film on Prohibition of Insider Trading Regulations which has been designed to sensitise the employees of the Company about the recent trends of Insider Trading and its potentially damaging impact on individuals as well as the Company, has been posted on the website of the Company at <https://www.pcblltd.com/investor-relation/general-policies>. The film intends to spread awareness about trading in the Company's shares by "Insiders", including directors, employees and other persons connected to the Company while in possession of Unpublished Price Sensitive Information (UPSI).

Besides, as per the SEBI (Prohibition of Insider Trading) Regulations, 2015, the board of directors of the organisation of every person required to handle unpublished price sensitive information shall ensure that a Structured Digital Database is maintained containing the nature of unpublished price sensitive information and the names of such persons who have shared the information and with whom the information is shared under this regulation along with the Permanent Account Number

(PAN) or any other identifier authorised by law where PAN is not available. Such database shall not be outsourced and shall be maintained internally with adequate internal controls and checks such as time stamping and audit trails to ensure non-tampering of the database. With regard to the same, the Company has initiated the maintenance of the Structured Digital Database (SDD) module internally and the necessary quarterly SDD Compliance certificates and disclosures were intimated to the Stock Exchanges within the prescribed timeline.

Mr. Kaushik Mukherjee, Company Secretary & Chief Legal Officer, is the Compliance Officer who also acts as the Chief Investor Relations Officer.

**6. Details of compliance with mandatory requirements and adoption of non-mandatory requirements**

All mandatory requirements have been complied with and the non-mandatory requirements are dealt with at the end of the Report.

**7. Policy for determining 'material' subsidiaries**

The Company has adopted a Policy on Material Subsidiary in line with the requirements of the SEBI Listing Regulations. The objective of this Policy is to lay down criteria for identification and dealing with material subsidiaries. The policy on Material Subsidiary is available on the website of the Company at the following link: <https://www.pcblltd.com/investor-relation/general-policies>.

**8. Commodity price risk or foreign exchange risk and hedging activities**

**1. Risk Management Policy of the Company with respect to the Commodities and Forex:**

Commodities form a major part of the raw materials required for the Company's products portfolio and hence commodity price risk is one of the important market risks for the Company. Commodity price risk results from changes in market prices for raw materials, mainly carbon black feedstock which forms the largest portion of company's cost of sales. The Company endeavours to reduce such risks by maintaining inventory at optimum level through a highly probable sales forecast on quarterly basis and



## REPORT ON CORPORATE GOVERNANCE (CONTD.)

also through worldwide purchasing activities. Raw materials are purchased exclusively to cover Company's own requirements. Further, a significant portion of Company's volume is sold based on formula driven price adjustment mechanism which allows for recovery of the changed raw material cost from customers. The Company also endeavours to offset the effects of increases in raw material costs through price increases in its non – contract sales, productivity improvement and other cost reduction efforts. The Company has not entered into any derivative contracts to hedge exposure to fluctuations in commodity prices.

The Company operates in International markets and therefore is exposed to foreign currency risk arising from foreign currency transactions. The exposure relates primarily to the Company's operating activities (when the revenue or expense is denominated in foreign currency), borrowings in foreign currencies and investment in overseas subsidiaries. Over ninety percent of Company's foreign currency transactions are in USD while the rest are in Euro, CNY, KRW, JPY and VND. The risk is measured through forecast of highly probable foreign currency cash flows. The Company's risk management policy is hedging of net foreign currency exposure at all points in time through foreign exchange forward contracts, vanilla option contract and cross currency interest rate swaps. The objective of the hedging is to eliminate the currency risk due to volatility in exchange rates. The details of foreign exchange exposures as on 31 March, 2023 are disclosed in Notes to the Standalone Financial Statements.

**2. Exposure of the Listed Entity to commodity and commodity risks faced by the entity throughout the year:**

The Company has not entered into any derivative contracts to hedge exposure to fluctuations in commodity prices.

**9. Certificate from the Managing Director and the Chief Financial Officer**

Certificate from Mr. Kaushik Roy, Managing Director and Mr. Raj Kumar Gupta, Chief Financial Officer, in terms of Regulation 17(8) and the quarterly certificate from Mr. Kaushik Roy,

Managing Director and Mr. Raj Kumar Gupta, Chief Financial Officer, in terms of Regulation 33(2A) of the SEBI Listing Regulations for the quarter and financial year ended 31 March, 2023 was placed before the Board of Directors of the Company in its Meeting held on 15 May, 2023.

**10. Code of Conduct**

A Code of Business Conduct and Ethics for Directors and the Senior Management Personnel of the organisation which suitably incorporates the duties of Independent Directors as laid down in the Companies Act, 2013, has been adopted by the Board. The Code of Conduct for Board Members and Senior Management Personnel of the Company is posted on the Company's website at the following link: <https://www.pcblltd.com/investor-relation/share-information/code-of-conduct>.

All Board Members and Senior Management Personnel have affirmed compliance with the Code on an annual basis for the financial year ended 31 March, 2023. A declaration to this effect signed by the Managing Director in terms of SEBI Listing Regulations forms a part of this Annual Report.

**11. Declaration by Independent Directors under Section 149(6) of the Act and Regulation 16(1)(b) read with Regulation 25(8) of the SEBI Listing Regulations and Rule 6 Sub Rule 3 of the Companies (Appointment and Qualification of Directors) Fifth Amendment Rules, 2019**

During the financial year ended 31 March, 2023, the Company received declarations in terms of the provisions of Section 149(6) of the Act and Regulation 16(1)(b) read with Regulation 25(8) of the SEBI Listing Regulations from the following Independent Directors namely, Mr. Paras K Chowdhary, Mr. Pradip Roy, Mrs. Rusha Mitra, Mr. R K Agarwal, Mr. T C Suseel Kumar, Mr. K Jairaj and Dr. Sethurathnam Ravi. Necessary confirmations were also taken from the afore-mentioned Independent Directors in compliance with Rule 6 Sub Rule 3 of the Companies (Appointment and Qualification of Directors) Fifth Amendment Rules, 2019 which has come into force with effect from 1 December, 2019.

## REPORT ON CORPORATE GOVERNANCE (CONTD.)

**12. Prevention of Sexual Harassment Policy**

The Company has in place an Anti-Sexual Harassment Policy in line with the requirements of The Sexual Harassment of Women at the Workplace (Prevention, Prohibition & Redressal) Act, 2013 covering all employees of the Company. The Internal Complaints Committee (ICC) is set up for the purpose of providing protection against the sexual harassment of women at workplace and for the prevention and redressal of complaints of sexual harassment and for matters connected therewith or incidental thereto. The status of complaints is as given below:

No. of complaints filed during the financial year	No. of complaints disposed of during the financial year	No. of complaints pending as on the end of the financial year
Nil	Nil	Nil

**13. Dividend Distribution Policy**

The Company has formulated a Dividend Distribution Policy in accordance with Regulation 43A of the SEBI Listing Regulations. The policy has been detailed in the Board's Report and is posted on the Company's website at the following link: <https://www.pcblltd.com/investor-relation/general-policies>.

**14. Utilisation of funds raised through preferential allotment or qualified institutions placement**

During the year ended 31 March, 2022, the Company has allotted and issued 1,63,93,442 equity shares of ₹ 2 each at an issue price of ₹ 244/- per equity share, aggregating to ₹ 399.99 Crores (including securities premium of ₹ 396.71 Crores) on 5 October, 2021. The aforesaid issuance of equity shares was made through a Qualified Institutions Placement (QIP) in terms of the Securities and Exchange Board of India (Issue of Capital and Disclosure Requirements) Regulations, 2018 (SEBI ICDR Regulations) as amended, Section 42, Section 62, and other relevant provisions of the Companies Act, 2023.

The amount raised through the QIP, has been fully utilised by the Company on 19 October, 2022 for the purposes for which the funds were raised as mentioned in the Placement Document dated 5 October, 2021 ("Placement

Document") and there was no deviation(s) or variation(s) in the use of proceeds of the QIP.

**15. Certificate from a Company Secretary in practice**

The Company has obtained a Certificate from a Company Secretary in practice dated 15 May, 2023 stating that none of the Directors on the Board of the Company have been debarred or disqualified from being appointed or continuing as Directors of Companies by the Securities and Exchange Board of India, Ministry of Corporate Affairs or any other such statutory authority.

**16. Acceptance of recommendations of any Committee of the Board**

All the recommendations made by any Committee of the Board during the financial year 2022-23 have been duly accepted and taken on record by the Board of Directors of the Company.

**17. Fees paid on a consolidated basis to the statutory auditor**

The total fees for all services paid by the Company and its subsidiaries, on a consolidated basis, to the statutory auditor and all entities in the network firm / network entity in which the statutory auditor is a part for the financial year 2022-23 is ₹ 0.92 Crores.

**18. Directors and Officers Insurance ('D and O Insurance')**

The Company has in place D and O Insurance Policy for all its Independent Directors of such quantum and covering all such risks which has been determined by the Board of Directors of the Company.

**19. Anti-Bribery Policy**

The Company has formulated an Anti-Bribery Policy which explains the Company's individual responsibility to comply with anti-bribery and anti-corruption laws around the world and to ensure that any third parties that the Company engages to act on its behalf, do the same. This policy also reflects the commitment of the Company and its management for high ethical standards and doing open and fair business for improving the organisational culture, following the best practices of corporate governance and enhancing the organisational reputation at appropriate levels. The policy has been detailed

## REPORT ON CORPORATE GOVERNANCE (CONTD.)

in the Board's Report and is posted on the Company's website at the following link: <https://www.pcblltd.com/responsibility/policy>.

**20. Secretarial Audit Report**

The Company has undertaken Secretarial Audit for the financial year 2022-23 which, inter-alia, includes audit of compliance with the Act, and the Rules made under the Act, Listing Regulations and applicable Regulations prescribed by SEBI, Secretarial Standards issued by the Institute of Company Secretaries of India and other allied laws. The Secretarial Audit Report forms a part of this Annual Report.

**21. Annual Secretarial Compliance Report**

The Company has undertaken an Annual Secretarial Compliance Audit for the financial year 2022-23 for all applicable compliances as per SEBI Regulations and Circulars/Guidelines/Notices issued by the Stock Exchanges thereunder from time to time.

Accordingly, the Annual Secretarial Compliance Report, as per the revised format, for the financial year ended 31 March, 2023 will be submitted to the Stock Exchanges within the prescribed timeline.

**22. Credit Ratings obtained by the Company**

During the year under review, the Company had received its credit ratings from ICRA, CARE and CRISIL Ratings. The Rating Committee of ICRA Limited, after due consideration, has reaffirmed the long-term rating at **[ICRA]AA** (pronounced ICRA double A) relating to ₹ 400 Crores Bank Facilities of the Company. The outlook on the long-term rating is **Stable**. Besides, the Rating Committee of ICRA Limited, after due consideration has reaffirmed the short-term Rating of **[ICRA]A1+** (pronounced ICRA A one plus) for ₹ 500 Crores Commercial Paper of the Company. Instruments with **[ICRA]A1+** rating are considered to have very strong degree of safety regarding timely payment of financial obligations. Such instruments carry lowest credit risk. The Rating Committee of CARE Ratings Limited, after due consideration, has reaffirmed the rating related to Long term bank facilities of ₹ 550 Crores at **CARE AA, Stable** (pronounced CARE Double A; Outlook: Stable)

and the rating related to Long Term/Short Term Bank facilities of ₹ 1,850 Crores at **CARE AA, Stable/ CARE A1+** (pronounced CARE Double A; Outlook: Stable /A One Plus). Further, the Rating Committee of CRISIL Ratings, after due consideration, has reaffirmed its **CRISIL A1+** (pronounced as CRISIL A one plus rating) relating to ₹ 550 Crores Commercial Paper. Instruments with this rating are considered to have very strong degree of safety regarding timely payment of financial obligations. Such instruments carry lowest credit risk.

**23. Loans and advances in the nature of loans to firms/companies in which directors are interested by name and amount**

Details of Loans and advances are given in the notes to the financial statements.

**VII. MEANS OF COMMUNICATION**

1. The quarterly and annual results of the Company were announced within due time as per the statutory requirements and were sent to the Stock Exchanges. These results were also published in the leading English newspapers, such as Business Standard (All Editions), and in Bengali newspapers in Aajkal (Kolkata).
2. The results are also posted on the Company's website: [www.pcblltd.com](http://www.pcblltd.com).
3. Whenever the Company issues any press release, it is immediately sent to the Stock Exchanges as well as posted on the Company's website. The Company also puts forth the key information about the Company and its performance, including quarterly and annual results, official news releases and presentations made to institutional investors or analysts and credit ratings, on its website – [www.pcblltd.com](http://www.pcblltd.com) regularly for the benefit of its shareholders and the public at large. The intimations are also given to the Stock Exchanges simultaneously.
4. This Annual Report has a detailed chapter on Management Discussion and Analysis.

**VIII. GENERAL SHAREHOLDER INFORMATION**

Provided in the 'General Shareholder Information' Section of the Annual Report and Accounts

## REPORT ON CORPORATE GOVERNANCE (CONTD.)

**IX. STATUS OF ADOPTION OF THE NON MANDATORY REQUIREMENTS**

The Company has duly fulfilled the following discretionary requirements as prescribed in Sub – Regulation 1 of Regulation 27 read with Part E of Schedule II of the SEBI Listing Regulations as follows:

**Reporting of Internal Auditor:** Internal Auditors of the Company make presentations to the Audit Committee on their Reports and has direct access to the Audit Committee.

**Audit Qualifications:** During the financial year 2022-23, there was no audit qualification in the financial statements of the Company. The Company continues to adopt appropriate best practices in order to ensue unqualified financial statements.

**Separate Posts of the Chairman and Managing Director:**

The Company has maintained separate posts of the Chairman and the Managing Director. The Chairman of the Company is a Non-Executive Director whereas the Managing Director of the Company is an Executive Director. The Company has a vast business portfolio which demands the senior

leadership to have an in-depth knowledge and understanding of the functioning of the Company, so as to enhance the value generating capacity of the organisation and contribute significantly to stakeholders' expectations and aspirations.

**Other Items**

- The rest of the Non Mandatory Requirements will be implemented by the Company as and when required and/or deemed necessary by the Board.

**X. CONFIRMATION OF COMPLIANCE**

- The Statutory Auditors' Certificate states that the Company has complied with the conditions of Corporate Governance and the same is annexed hereto.

For and on behalf of the Board

**Dr. Sanjiv Goenka**  
Chairman  
DIN: (00074796)

Place:- Kolkata  
Date:- 15 May, 2023



### Independent Auditor's Report on compliance with the conditions of Corporate Governance as per provisions of Chapter IV of Securities and Exchange Board of India (Listing Obligations and Disclosure Requirements) Regulations, 2015, as amended

The Members of PCBL Limited

1. The Corporate Governance Report prepared by PCBL Limited (hereinafter the "Company"), contains details as specified in regulations 17 to 27, clauses (b) to (i) and (t) of sub – regulation (2) of regulation 46 and para C, D, and E of Schedule V of the Securities and Exchange Board of India (Listing Obligations and Disclosure Requirements) Regulations, 2015, as amended ("the Listing Regulations") ('Applicable criteria') for the year ended March 31, 2023 as required by the Company for annual submission to the Stock exchange.

#### MANAGEMENT'S RESPONSIBILITY

2. The preparation of the Corporate Governance Report is the responsibility of the Management of the Company including the preparation and maintenance of all relevant supporting records and documents. This responsibility also includes the design, implementation and maintenance of internal control relevant to the preparation and presentation of the Corporate Governance Report.

3. The Management along with the Board of Directors are also responsible for ensuring that the Company complies with the conditions of Corporate Governance as stipulated in the Listing Regulations, issued by the Securities and Exchange Board of India.

#### AUDITOR'S RESPONSIBILITY

4. Pursuant to the requirements of the Listing Regulations, our responsibility is to provide a reasonable assurance in the form of an opinion whether, the Company has complied with the conditions of Corporate Governance as specified in the Listing Regulations.

5. We conducted our examination of the Corporate Governance Report in accordance with the Guidance Note on Reports or Certificates for Special Purposes and the Guidance Note on Certification of Corporate Governance, both issued by the Institute of Chartered Accountants of India ("ICAI"). The Guidance Note on Reports or Certificates for Special Purposes requires that we comply with the ethical requirements of the Code of Ethics issued by ICAI.

6. We have complied with the relevant applicable requirements of the Standard on Quality Control

(SQC) 1, Quality Control for Firms that Perform Audits and Reviews of Historical Financial Information, and Other Assurance and Related Services Engagements.

7. The procedures selected depend on the auditor's judgement, including the assessment of the risks associated in compliance of the Corporate Governance Report with the applicable criteria. Summary of procedures performed include:

- i. Read and understood the information prepared by the Company and included in its Corporate Governance Report;
- ii. Obtained and verified that the composition of the Board of Directors with respect to executive and non-executive directors has been met throughout the reporting period;
- iii. Obtained and read the Register of Directors as on March 31, 2023 and verified that at least one independent woman director was on the Board of Directors throughout the year;
- iv. Obtained and read the minutes of the following committee meetings / other meetings held April 1, 2022 to March 31, 2023:
  - (a) Board of Directors;
  - (b) Audit Committee;
  - (c) Annual General Meeting (AGM);
  - (d) Nomination and Remuneration Committee;
  - (e) Stakeholders Relationship Committee;
  - (f) Sustainability and Risk Management Committee
  - (g) Corporate Social Responsibility Committee
- v. Obtained necessary declarations from the directors of the Company.
- vi. Obtained and read the policy adopted by the Company for related party transactions.
- vii. Obtained the schedule of related party transactions during the year and balances at the year- end. Obtained and read the minutes of the audit committee meeting where in such related party transactions have been pre-approved prior by the audit committee.

viii. Performed necessary inquiries with the management and also obtained necessary specific representations from management.

8. The above-mentioned procedures include examining evidence supporting the particulars in the Corporate Governance Report on a test basis. Further, our scope of work under this report did not involve us performing audit tests for the purposes of expressing an opinion on the fairness or accuracy of any of the financial information or the financial statements of the Company taken as a whole.

#### OPINION

9. Based on the procedures performed by us, as referred in paragraph 7 above, and according to the information and explanations given to us, we are of the opinion that the Company has complied with the conditions of Corporate Governance as specified in the Listing Regulations, as applicable for the year ended March 31, 2023, referred to in paragraph 4 above.

#### OTHER MATTERS AND RESTRICTION ON USE

10. This report is neither an assurance as to the future viability of the Company nor the efficiency or effectiveness with which the management has conducted the affairs of the Company.
11. This report is addressed to and provided to the members of the Company solely for the purpose of enabling it to comply with its obligations under the Listing Regulations with reference to compliance with the relevant regulations of Corporate Governance and should not be used by any other person or for any other purpose. Accordingly, we do not accept or assume any liability or any duty of care or for any other purpose or to any other party to whom it is shown or into whose hands it may come without our prior consent in writing. We have no responsibility to update this report for events and circumstances occurring after the date of this report.

For **S.R. Batliboi & Co. LLP**

Chartered Accountants

ICAI Firm Registration Number: 301003E/E300005

per **Vishal Sharma**

Partner

Membership Number: 096766

UDIN: 23096766BGYHTJ1607

Place of Signature: New Delhi

Date: May 15, 2023

## GENERAL SHAREHOLDER INFORMATION

- Annual General Meeting:** Date, Time and Venue: 11th July, 2023 at 10:30 A.M. (IST) . The Company is conducting its Annual General Meeting through Video Conferencing (VC) / Other Audio Visual Means (OAVM) pursuant to the MCA and SEBI Circulars as already elaborated in the Notice of the Annual General Meeting of the Company.
- Financial Year:** 1 April, 2022 to 31 March, 2023
- Book Closure:** 5th July, 2023 to 11th July, 2023 (both days inclusive)
- Interim Dividend Payment Date:** The Board of Directors of the Company at its Meeting held on Tuesday, 31 January, 2023 has declared an Interim Dividend @ 550 %, i.e. ₹ 5.50/- per equity share of Re. 1/- each, for the financial year ended 31 March, 2023 and fixation of Friday, 10 February, 2023 as the Record Date for the purpose of payment of the afore-mentioned Interim Dividend. The said Interim Dividend was paid on and from 21 February, 2023.
- Listing on Stock Exchanges and Stock Codes: (\*)**
  - a) BSE Limited - 506590  
Phiroze Jeejeebhoy Towers,  
Dalal Street, Mumbai – 400001
  - b) National Stock Exchange of India Limited - PCBL  
Exchange Plaza,  
Bandra Kurla Complex  
Bandra (E), Mumbai – 400051

### Listing Fees for all the above Stock Exchanges upto the financial year 2023-24 have been paid.

- Market Price high, low, close during each month from April, 2022 to March, 2023 (in ₹) (as available from the website of National Stock Exchange of India Limited and BSE Limited):-

Month	High		Low		Close	
	NSE	BSE	NSE	BSE	NSE	BSE
April'22	241.70*	241.60*	108.90	109.00	110.80	110.70
May'22	116.20	116.00	94.75	94.55	105.55	105.80
June'22	109.15	109.70	97.80	95.30	104.75	104.75
July'22	127.00	127.00	103.05	103.05	122.15	122.10
August'22	139.50	139.50	118.25	118.45	137.50	137.45
September'22	153.75	153.75	122.50	123.00	128.45	128.65
October'22	142.50	142.50	123.60	123.60	127.15	127.15
November'22	142.75	142.35	122.00	122.15	142.10	141.90
December'22	146.35	146.35	119.70	119.85	129.65	129.65
January'23	133.75	133.70	114.40	114.45	119.90	119.85
February'23	123.20	123.75	112.25	111.90	118.85	118.55
March'23	120.70	120.70	108.70	108.05	116.10	116.05

\* Pursuant to the Special Resolution passed by the shareholders of the Company by way of Postal Ballot through electronic means on 17 March, 2022, the Company has sub-divided its equity shares of face value of ₹ 2/- (Two only) each fully paid up into 2 (two) equity shares of face value of ₹ 1/- (Rupee one) each fully paid up, effective from 13 April, 2022.

### Monthly Comparison Chart of the Share Prices (in ₹) with the NSE Nifty and BSE SENSEX along with the No. of Shares traded during the period April, 2022 to March, 2023:-

Month	Nifty / Sensex (Close)		Share Price (Close) (₹)		No. of Shares Traded	
	NSE	BSE	NSE	BSE	NSE	BSE
April'22	17102.55	57060.87	110.80	110.70	27011672	2925180
May'22	16584.55	55566.41	105.55	105.80	23022313	2737517
June'22	15780.25	53018.94	104.75	104.75	10341636	932857
July'22	17158.25	57570.25	122.15	122.10	37071658	2833358
August'22	17759.30	59537.07	137.50	137.45	36699573	3872036
September'22	17094.35	57426.92	128.45	128.65	51787124	4149619
October'22	18012.20	60746.59	127.15	127.15	19502573	2469078
November'22	18758.35	63099.65	142.10	141.90	25854563	1987651
December'22	18105.30	60840.74	129.65	129.65	38456203	4710254
January'23	17662.15	59549.90	119.90	119.85	16839572	1603032
February'23	17303.95	58962.12	118.85	118.55	22996952	1600718
March'23	17359.75	58991.52	116.10	116.05	13787288	1058418

## GENERAL SHAREHOLDER INFORMATION (CONTD.)

- Registrar and Share Transfer Agent:**  
 Link Intime India Private Limited  
 Vaishno Chambers, 5th Floor,  
 Room No : 502 & 503  
 6, Brabourne Road, Kolkata – 700001  
 Telephone No: (033) 4004 9728, Fax No: (033) 4073 1698  
 Website: [www.linkintime.co.in](http://www.linkintime.co.in)  
 E-Mail: [kolkata@linkintime.co.in](mailto:kolkata@linkintime.co.in)
- Share Transfer**  
 As per the requirement of Regulation 40(9) of the SEBI Listing Regulations, the Company has obtained the necessary certificate from the Company Secretary in practice for due compliance of the share transfer formalities, which, is then submitted to the Stock Exchanges within a period of 30 days from the end of the financial year.
- Reconciliation of Share Capital Audit**  
 As stipulated by SEBI, a qualified Company Secretary in practice conducts the Reconciliation of Share Capital Audit of the Company for the purpose of reconciliation of total admitted capital with the depositories, i.e. NSDL and CDSL, and the total issued and listed capital of the Company.  
 The Company Secretary in practice conducts the Audit every quarter and issues us the Report which, is then submitted to the Stock Exchanges within a period of 30 days from the end of each quarter.
- Compliance Certificate certifying Compliance under Regulation 7(2) of the SEBI Listing Regulations**  
 Pursuant to Regulation 7(3) of the SEBI Listing Regulations, the Company obtains a Compliance Certificate duly signed by both the Compliance Officer of the Company and the Authorised representative of the share transfer agent, namely Link Intime India Private Limited confirming that all the activities in relation to the share transfer facility are maintained by the Company's Registrar and Share Transfer Agent, which is a SEBI approved category-1 Registrar having Registration Number: INR000004058.  
 As per the requirement of Regulation 7(3) of the SEBI Listing Regulations, the Company has obtained the necessary certificate signed by

both the Compliance Officer and its Registrar and Share Transfer Agent for due compliance of the provisions of this Regulation, which, is then submitted to the Stock Exchanges within a period of 30 days from the end of the financial year.

- Intimation of loss of share certificates pursuant to Regulation 39(3) of the SEBI Listing Regulations**  
 Pursuant to Regulation 39(3) of the SEBI Listing Regulations, the Company intimates the loss of share certificates to the Stock Exchanges, as and when received, within a period of 2 days from the date of receipt of such intimation.
- Statement on Investors' Complaints pursuant to Regulation 13(3) of the SEBI Listing Regulations**  
 Pursuant to Regulation 13(3) of the SEBI Listing Regulations, the Company obtains a Statement on Investors' Complaints on a quarterly basis from its Registrar and Share Transfer Agent, which, is then submitted to the Stock Exchanges within a period of 21 days from the end of each quarter.
- Certificate in the matter of Regulation 74(5) of the SEBI (Depositories and Participants) Regulations, 2018**  
 Pursuant to Regulation 74(5) of the SEBI (Depositories and Participants) Regulations, 2018, the Company obtains a Certificate in compliance to the captioned subject on a monthly basis from its Registrar and Share Transfer Agent, stating that the securities received from the depository participants for dematerialisation during the month, were confirmed to the depositories by the Registrar and the securities comprised in the said certificates have been listed on the Stock Exchanges where the earlier issued securities were listed. This certificate, so obtained by the Company, is then submitted to the Stock Exchanges within the stipulated time period from the end of every month.
- Dematerialisation**  
 The process of conversion of shares from physical form to electronic form is known as dematerialisation. For dematerialising the shares, the shareholders should open a demat



## GENERAL SHAREHOLDER INFORMATION (CONTD.)

account with a Depository Participant (DP). He/ She is required to submit a Demat Request Form duly filled up along with the share certificates to his/her DP. The DP will allocate a demat request number and shall forward the request physically as well as electronically, through NSDL/CDSL, to the Registrar and Transfer Agent. On receipt of the demat request both physically and electronically and after verification, the shares are dematerialised and an electronic credit of shares is given in the account of the shareholder.

- **Policy on Preservation and Utilisation of Stationery**

Pursuant to the requirement of SEBI Circular No.- SEBI/HO/MIRSD/DOPI/CIR/P2018/73 dated 20 April, 2018 relating to strengthening of guidelines and raising industry standards for RTA, Issuer Companies and Banker to an Issue, the Registrar and the Share Transfer Agent (RTA) of the Company has in place a written policy on the preservation and utilisation of stationery and both the Company and its RTA ensure strict control on the stationery including blank certificates and warrants and also ensure periodical check by physical verification.

## Distribution of Shareholding as on 31 March, 2023:-

Shareholding Pattern - Size of Holdings	No. of Shares (Face Value of ₹ 1/-)	Percentage (%) to share capital	No. of Shareholders	Percentage (%) to Total holders
1 - 500	16488639	4.368	137341	81.79
501 - 1000	11260084	2.983	13891	8.27
1001 - 2000	12623054	3.344	8045	4.79
2001 - 3000	7403630	1.961	2881	1.71
3001 - 4000	5734367	1.519	1574	0.94
4001 - 5000	4797775	1.271	1017	0.61
5001 - 10000	13329070	3.531	1821	1.08
10001 & above	305825985	81.021	1347	0.81
<b>Total</b>	<b>377462604</b>	<b>100.00</b>	<b>167917</b>	<b>100.00</b>

- **Shareholding Pattern as on 31 March, 2023:-**

Nature of holdings	No. of Shares (Face Value of Re. 1/-)	% of Holdings
Non Resident Indians	4759734	1.256
Institutional Investors	51782533	13.719
Promoters	194036210	51.405
Bodies Corporate	16542783	4.382
Resident Individuals	107457756	28.474
Alternative Investment Fund	2883588	0.764
<b>Total</b>	<b>377462604</b>	<b>100</b>

- **Dematerialisation of shares:**

	SHARES	%
NSDL	332736703	88.15
CDSL	41935039	11.11
Physical	2790862	0.74
<b>TOTAL</b>	<b>377462604</b>	<b>100</b>

- **ISIN NO.** INE602A01031

- **Outstanding GDRs/ADRs/Warrants or any convertible instruments, conversion date and likely impact on equity:** Nil

- **Plant Locations**

The Company's plants are located at Durgapur in West Bengal, Kochi in Kerala, Palej and

## GENERAL SHAREHOLDER INFORMATION (CONTD.)

Mundra in Gujarat and Chennai in Tamil Nadu. The detailed addresses of the Company's plants have also been given separately in the Annual Report.

- **Address for correspondence :**

- 1) **Registrar and Share Transfer Agent:**

(For share and dividend related queries)  
Link Intime India Private Limited  
Vaishno Chambers, 5th Floor,  
Room No : 502 & 503  
6, Brabourne Road, Kolkata - 700001  
Telephone No: (033) 4004 9728, Fax No:  
(033) 4073 1698  
Website: [www.linkintime.co.in](http://www.linkintime.co.in)  
E-Mail: [kolkata@linkintime.co.in](mailto:kolkata@linkintime.co.in)

- 2) **Company**

(For any other matter and unresolved complaints)

Mr. Kaushik Mukherjee  
Company Secretary  
PCBL Limited

**Registered Office :** 31, Netaji Subhas Road  
Kolkata - 700 001  
Phone No.: (033) 6625 1461-1464  
Fax : (033) 2243 6681

**Corporate Office :** RPSG House, 2/4 Judges  
Court Road, 4th Floor,  
Kolkata - 700027  
Phone No. : (033) 4087 0500 / 0600  
E - Mail : [kaushik.mukherjee@rpsg.in](mailto:kaushik.mukherjee@rpsg.in)

- **Transfer of Unclaimed Dividend and Shares to Investor Education and Protection Fund (IEPF)**

- A. **Details of due dates:**

The due dates on which unclaimed dividends lying in the unpaid dividend accounts of the Company would be credited to the IEPF are stated in the table given herein below. Investors are requested to claim their unclaimed dividends before these due dates.

Dates of Payment, the Due Dates for Credit to IEPF and the Amounts

Year	Date of Declaration	Due Date for Credit to IEPF	Amount lying Unpaid/Unclaimed as on 31st March, 2023
FY 2015-16 (Final)	22 July, 2016	26 August, 2023	13,45,757.50
FY 2016-17 (Interim)	1 March, 2017	6 April, 2024	32,44,854.00
FY 2017-18 (Interim)	24 October, 2017	29 November, 2024	30,71,196.00
FY 2017-18 (Final)	27 July, 2018	1 September, 2025	24,89,398.80
FY 2018-19 (Interim)	16 January, 2019	21 February, 2026	61,69,464.00
FY 2019-20 (Interim)	13 February, 2020	20 March, 2027	99,81,125.00
FY 2020-21 (Interim)	20 January, 2021	26 February, 2028	72,75,349.00
FY 2021-22 (Interim)	20 January, 2022	25 February, 2029	1,16,11,503.00
FY 2022-23 (Interim)	31 January, 2023	8 March, 2030	75,08,174.00

- B. **Transfer of Unpaid Dividend to IEPF:**

Particulars	Amount (in ₹)	Date of Transfer
Unclaimed Dividend for FY 2014-15	5,54,681	5 September, 2022

- C. **Transfer of shares to IEPF:**

Particulars	No. of Equity Shares	Date of Transfer
Equity Shares relating to Unclaimed Dividend for FY 2014-15	3,84,990	3 October, 2022

## GENERAL SHAREHOLDER INFORMATION (CONTD.)

**Unclaimed Shares**

The Company has opened the 'Unclaimed Suspense Account' and the 'Suspense Escrow Demat Account' with ICICI Bank Limited in accordance with due compliance of the provisions of Reg 39(4) of the SEBI Listing Regulations dated 2 September, 2015 and SEBI Circular No. SEBI/HO/MIRSD/MIRSD\_RTAMB/P/CIR/2022/8 dated 25 January, 2022 for the purpose of issuance of securities in dematerialised form in case of 'Investor Service Requests'. In terms of the SEBI Listing Regulations, 5,43,402 equity shares of the Company are lying unclaimed in "PCBL LIMITED UNCLAIMED SUSPENSE ACCOUNT". These shares may be claimed back by the concerned shareholders on compliance of necessary formalities and as such some of these shares have been claimed back by the concerned shareholder.

The status of equity shares lying in PCBL LIMITED Unclaimed Suspense Account is given below:

SI No.	Particulars	No. of shareholders	No. of equity shares held
1	Aggregate number of shareholders and the O/S shares transferred in the Suspense Account as on 1 April, 2022	Nil	Nil
2	No. of shareholders who approached the Company for transfer of shares from the Suspense Account	Nil	Nil
3	No. of shareholders to whom shares were transferred from the suspense account	Nil	Nil
4	Transfer to IEPF	Nil	Nil
5	Aggregate number of shareholders and the O/S shares lying in the suspense account at on 31 March, 2023	Nil	Nil*

\* It may also be noted that all the corporate benefits accruing to the above shares shall also be credited to the said "PCBL Limited Unclaimed Suspense Account" and the voting rights of these shares shall remain frozen until the rightful owner of these shares claims the shares.

**NB:-** Subsequent to the financial year ended 31 March, 2023, 5,43,402 equity shares, held in physical form, which have remained unclaimed from the shareholders, have been transferred to PCBL LIMITED – UNCLAIMED SUSPENSE ACCOUNT bearing DP ID IN301348 Client ID 20304738, by operation of law, after following the applicable procedure in this regard.

For and on behalf of the Board

**Dr. Sanjiv Goenka**  
Chairman  
(DIN 00074796)

Place: Kolkata  
Date: 15 May, 2023

## DECLARATION BY THE MANAGING DIRECTOR REGARDING COMPLIANCE WITH THE COMPANY'S CODE OF CONDUCT UNDER REGULATION 26(3) OF THE SEBI LISTING REGULATIONS

I, Kaushik Roy, Managing Director of PCBL Limited declare that all the Members of the Board of Directors and Senior Management Personnel have complied with the Company's Code of Conduct for Board Members and Senior Management Personnel for the year ended 31 March, 2023 in terms of the SEBI Listing Regulations.

For and on behalf of the Board

**Kaushik Roy**  
Managing Director  
(DIN: 06513489)

Place: Kolkata  
Date: 15 May, 2023



# CERTIFICATE OF DISQUALIFICATION / NON-DISQUALIFICATION OF DIRECTORS

(Pursuant to Regulation 34(3) and Schedule V, Para C, Clause 10(i) of the Securities and Exchange Board of India (Listing Obligations and Disclosure Requirements) Regulations, 2015)

To  
The Members of  
PCBL Limited  
(Formerly known as Phillips Carbon Black Limited)  
31, Netaji Subhas Road,  
Kolkata – 700 001

- This certificate is issued in accordance with the terms of our engagement letter dated 11 May, 2023.
- We have examined the relevant registers, records, forms, returns and disclosures received from the Directors of PCBL Limited [CIN: L23109WB1960PLC024602] having its Registered Office at 31, Netaji Subhas Road, Kolkata – 700 001 [hereinafter referred to as 'the Company'], produced before us by the Company for the purpose of issuing this Certificate, in accordance with Regulation 34(3) read with Schedule V, Para - C, sub-clause 10(i) of the Securities Exchange Board of India (Listing Obligations and Disclosure Requirements) Regulations, 2015.
- In our opinion and to the best of our information and according to the verifications [including status of Directors Identification Number(s) – [DIN]s at the portal www.mca.gov.in] as considered necessary and explanations furnished to us by the Company & its officers, we hereby certify that none of the Directors on the Board of the Company as stated below for the Financial Year ended on 31 March, 2023 have been debarred or disqualified from being appointed or continuing as Directors of companies by the Securities and Exchange Board of India, Ministry of Corporate Affairs or any such other Statutory Authority:

Sl. No.	Name of Director	DIN	Date of appointment in Company
1.	DR. SANJIV GOENKA	00074796	30 October, 1986
2.	MRS. PREETI GOENKA	05199069	27 July, 2018
3.	MR. KAUSHIK ROY	06513489	5 February, 2013
4.	MR. SHASHWAT GOENKA	03486121	1 September, 2014
5.	MR. PARAS KUMAR CHOWDHARY	00076807	24 December, 1999
6.	MR. PRADIP ROY	00026457	31 January, 2011
7.	MRS. RUSHA MITRA	08402204	8 April, 2021
8.	MR. RAM KRISHNA AGARWAL	00416964	26 July, 2021
9.	MR. THARAVANAT CHANDRASEKHARAN SUSEELKUMAR	06453310	27 October, 2021
10.	MR. KALAIKURUCHI JAIRAJ	01875126	8 March, 2022
11.	DR. SETHURATHNAM RAVI	00009790	15 March, 2023

- Ensuring the eligibility for the appointment / continuity of every Director on the Board is the responsibility of the management of the Company. Our responsibility is to express an opinion on these based on our verification.
- This certificate is neither an assurance as to the future viability of the Company nor of the efficiency or effectiveness with which the management has conducted the affairs of the Company.

**For D. DUTT & CO.**  
Company Secretaries  
UNIQUE CODE NUMBER: I2001WB209400

**(DEBABRATA DUTT)**  
Proprietor  
FCS-5401  
C.P. No. 3824  
Peer Review Certificate No. – 2277/2022  
UDIN: F005401E000307318

Place: Kolkata  
Date: 15 May, 2023

## (Annexure 'F' to the Board's Report)



# BUSINESS RESPONSIBILITY & SUSTAINABILITY REPORTING

### Pursuant to Regulation 34(2)(f) of the SEBI Listing Regulations

The Directors present the Business Responsibility and Sustainability Report of the Company for the financial year ended on 31 March, 2023. In terms of Regulation 34 of the SEBI Listing Regulations read with the relevant SEBI Circulars, new reporting requirements on ESG parameters were prescribed under "Business Responsibility and Sustainability Report" ('BRSR'). The BRSR seeks disclosure on the performance of the Company against nine principles of the "National Guidelines on Responsible Business Conduct" ('NGRBCs'). As per the SEBI Circulars, effective from the financial year 2022-23, filing of BRSR is mandatory for the top 1000 listed companies by market capitalisation. Accordingly, for the financial year ended 31 March, 2023, the Company has published the Business Responsibility and Sustainability Report. The Company has taken a progressive step by adopting the new BRSR framework for its FY2022-23 report. This will help the Company to assess its readiness and to bring incremental change to report on all the requirements of BRSR framework including essential & leadership indicators. The Company is also continuing the practice of producing

sustainability disclosures through comprehensive Sustainability Report available in public domain.

The Business Responsibility disclosures in this Report illustrate the Company's efforts towards providing standardised set of disclosures on its ESG performance for all stakeholders to make informed decisions. This Report is aligned with National Voluntary Guidelines on Social, Environmental and Economic Responsibilities of Business (NVG-SEE) released by Ministry of Corporate Affairs. This report provides an overview of the activities carried out by the Company under each of the nine principles as outlined in above mentioned Guidelines. The disclosures covered in BRSR are covered in detail in the Company's Sustainability Report. The Board of Directors have approved the Sustainability Policy of the Company, and the Sustainability Report for FY'22 is available on the Company's website at <https://www.pcblltd.com/responsibility> while Sustainability Report for FY 2022-23 is under development. For doing the same, the Company is undertaking efforts to be more in accordance with globally renowned GRI standards.

## SECTION A : GENERAL DISCLOSURES

### i. DETAILS OF THE COMPANY:

1. Corporate Identity Number (CIN) of the Listed Company	L23109WB1960PLC024602
2. Name of the Listed Company	PCBL LIMITED (Formerly known as 'Phillips Carbon Black Limited')
3. Year of incorporation	31/03/1960
4. Registered office address	31, N. S. Road, Kolkata-700001
5. Corporate office address	RPSG House, 4th Floor, 2/4 Judges Court Road, Kolkata-700027
6. E-mail	pcbl.investor@rpsg.in
7. Telephone	033-40870500/0600
8. Website	www.pcblttd.com
9. Financial year for which reporting is being done	FY 2022-23
10. Name of the Stock Exchange(s) where shares are listed	National Stock Exchange of India Limited and BSE Limited
11. Paid-up Capital	Rs. 37,74,62,604/-
12. Name and contact details (telephone, email address) of the person who may be contacted in case of any queries on the BRSR report	Mr. Kaushik Mukherjee Company Secretary and Chief Legal Officer Email: - kaushik.mukherjee@rpsg.in Telephone: 033-40870500/0600
13. Reporting boundary - Are the disclosures under this report made on a standalone basis (i.e. only for the Company) or on a consolidated basis (i.e. for the Company and all the entities which form a part of its consolidated financial statements, taken together).	The disclosures made under this report are on a Standalone Basis.

### ii. PRODUCTS / SERVICES

#### 14. Details of business activities :

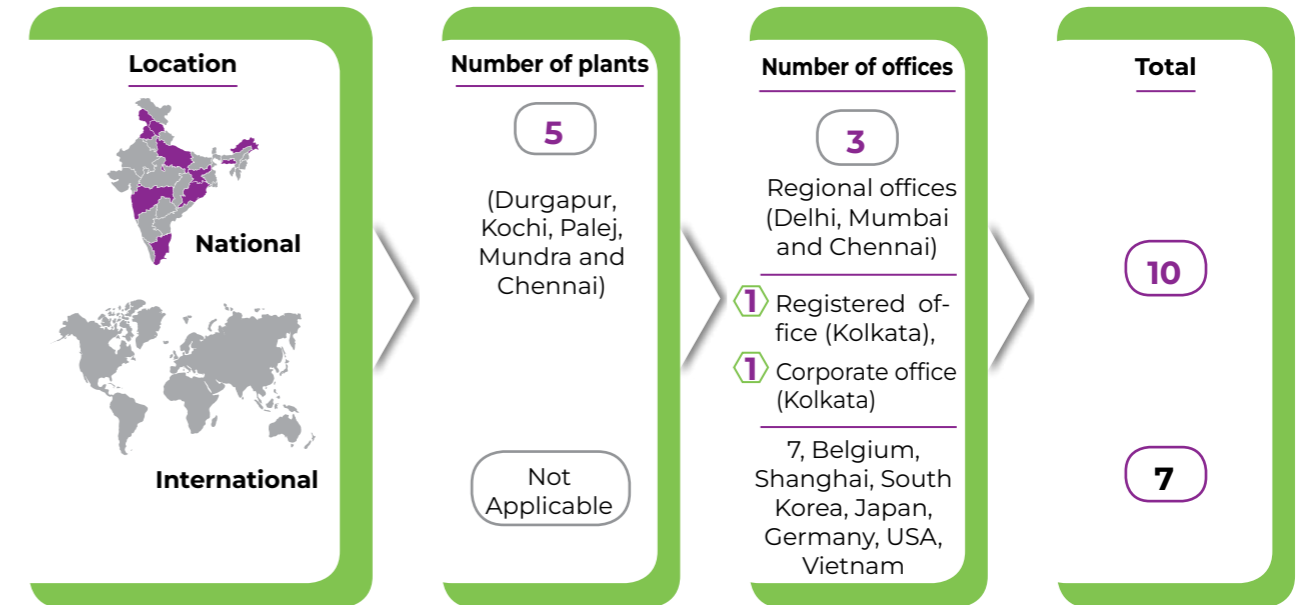
Sl. No.	Description of Main Activity	Description of Business Activity	% of Turnover of the Company
1.	Manufacturing	Chemical and chemical products, pharmaceuticals, medicinal chemical and botanical products	95.88

#### 15. Products/Services sold by the Company:

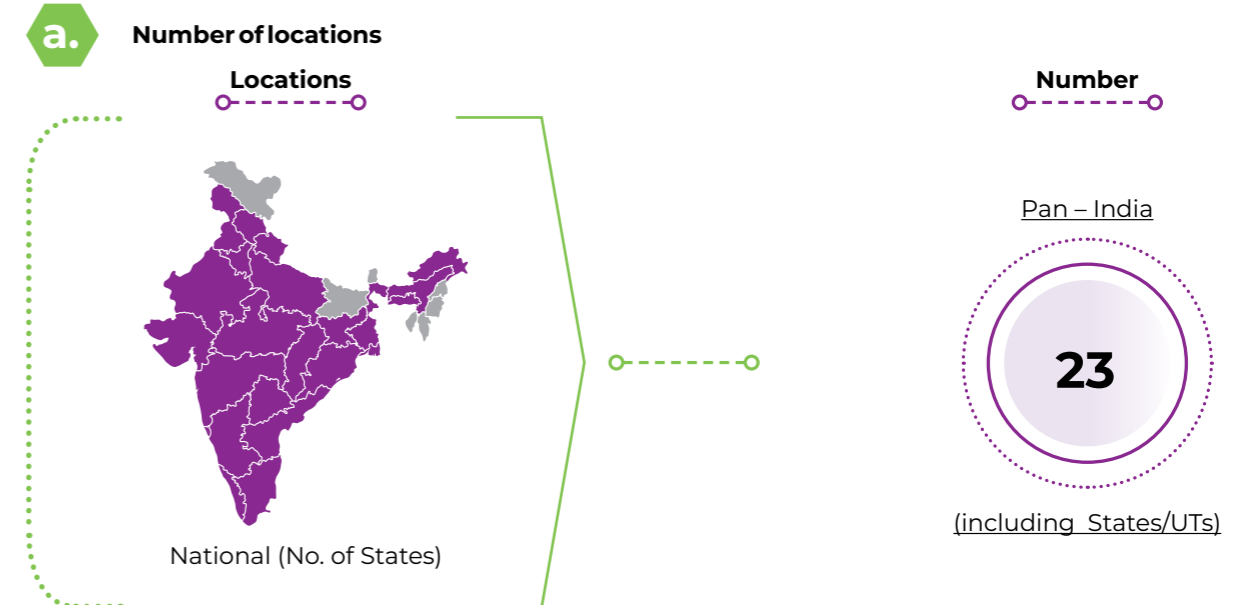
Sl. No.	Product/Service	NIC Code	% of total Turnover contributed
1.	Manufacturing of Chemicals for Tyre, Performance and Specialty applications	1920	95.88

### iii. OPERATIONS

#### 16. Number of locations where plants and/or operations/offices of the Company are situated: /



#### 17. Markets served by the Company: /



Disclaimer: This map is a generalised illustration only for the ease of the reader to understand the locations, and it is not intended to be used for reference purposes. The representation of political boundaries and the names of geographical features/states do not necessarily reflect the actual position. The Company or any of its directors, officers or employees, cannot be held responsible for any misuse or misinterpretation of any information or design thereof. The Company does not warrant or represent any kind of connection to its accuracy or completeness.





**b.**

- Revenue from Operation - ₹ 5,873.89 crores
- Contribution of exports during the financial year ended 31 March, 2023:

**30% (approx.)**
**A brief on types of customers**

Customer centricity is intrinsic to PCBL's business culture. We make continuous efforts towards understanding our customer's evolving needs and this has led to our growth and success over the years. We have continuously demonstrated our commitment towards providing the best customer service by constantly delivering value to our customers. We drive improvement in products by staying in sync with the customer's expectation and deliver upto their satisfaction. We work with the leading tyre manufacturers in India as well as around the globe such as MRF, CEAT, JK Tyre & Industries, Apollo Tyres, Bridgestone, Goodyear, Michelin, Giti Tyres, Yokohama, TVS Group, Continental, Toyo, Nexen, Kumho, Trelleborg and Petlas among others. We offer grades to meet specific requirements of technical and rubber goods manufacturing companies. Moreover, we cater to the specialty black needs of prominent Indian and global companies. We have strategic relationships with these esteemed customers, providing customised products and also jointly develop products for them.

**c.**
**iv. EMPLOYEES**
**18.) Details as at the end of Financial Year: /**
**a). Employees and workers (including differently abled):**

Sl. No.	Particulars	Total (A)	Male		Female	
			No. (B)	% (B / A)	No. (C)	% (C / A)
<b>EMPLOYEES</b>						
1.	Permanent (D)	894	843	94%	51	6%
2.	Other than Permanent (E)	0	0	0	0	0
3.	<b>Total employees (D + E)</b>	<b>894</b>	<b>843</b>	<b>94%</b>	<b>51</b>	<b>6%</b>
<b>WORKERS</b>						
4.	Permanent (F)	284	283	99.6%	1	0.4%
5.	Other than Permanent (G)	677	663	98%	14	2%
6.	<b>Total workers (F + G)</b>	<b>961</b>	<b>946</b>	<b>98%</b>	<b>15</b>	<b>2%</b>

Notes : Definition of employee clustering is as under:

- Permanent employees include white collar employees (All Management employees excluding PCBL TN).
- Other than permanent employees include Temporary.
- Permanent Workers include technicians, associates, staff and collaborators
- Other than Permanent Workers include Contractual Labour, Temps. Fixed Term Contractual, third party employees, contractual workers.

**b). Differently abled Employees and workers:**

Sl. No.	Particulars	Total (A)	Male		Female	
			No. (B)	% (B / A)	No. (C)	% (C / A)
<b>DIFFERENTLY ABLED EMPLOYEES</b>						
1.	Permanent (D)	4	2	50%	2	50%
2.	Other than Permanent (E)	0	0	0	0	0
3.	<b>Total differently abled employees (D + E)</b>	<b>4</b>	<b>2</b>	<b>50%</b>	<b>2</b>	<b>50%</b>
<b>DIFFERENTLY ABLED WORKERS</b>						
4.	Permanent (F)	Nil				
5.	Other than permanent (G)	Nil				
6.	<b>Total differently abled workers (F + G)</b>	Nil				

**19.) Participation/Inclusion/Representation of women /**

	Total (A)	No. and percentage of Females	
		No. (B)	% (B / A)
<b>Board of Directors</b>	11	2	18%
<b>Key Management Personnel (KMP) *</b>	2	0	0%

\* KMP other than Board of Directors

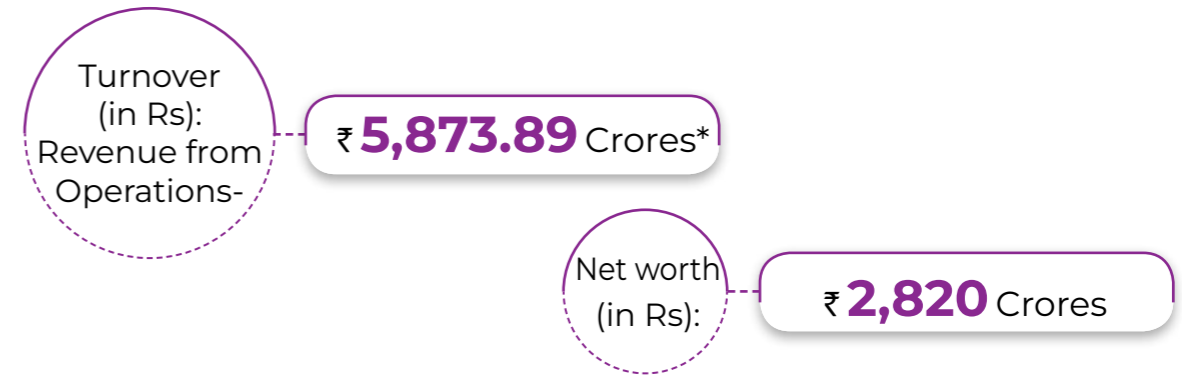
**20.) Turnover rate for permanent employees and workers /**

	FY 2022-23 (Turnover rate in current FY)			FY 2021-22 (Turnover rate in previous FY)			FY 2020-21 (Turnover rate in the year prior to the previous FY)		
	Male	Female	Total	Male	Female	Total	Male	Female	Total
<b>Permanent Employees [in %age]</b>	17	12	16	15.03	26.80	16	15	10	15
<b>Permanent Workers [in %age]</b>	0	0	0	2	0	2	0	0	0

**V. > HOLDING, SUBSIDIARY AND ASSOCIATE COMPANIES (INCLUDING JOINT VENTURES)**
**21.) (a) Names of holding/subsidiary/associate companies/joint ventures\***

Sl. No.	Name of the holding / subsidiary / associate companies / joint ventures (A)	Indicate whether holding/ Subsidiary/ Associate/ Joint Venture	% of shares held by listed Company	Does the Company indicated at column A, participate in the Business Responsibility initiatives of the listed Company ? (Yes/No)
1.	Phillips Carbon Black Cyprus Holdings Limited	Wholly Owned Subsidiary	100	No
2.	Phillips Carbon Black Vietnam Joint Stock Company	Subsidiary Company of Phillips Carbon Black Cyprus Holdings Limited	80	No
3.	PCBL(TN) Limited	Wholly Owned Subsidiary	100	Yes
4.	PCBL EUROPE SRL* (Incorporated w.e.f 14 April, 2023)	Wholly Owned Subsidiary	100	No

\* The Company has incorporated a wholly owned subsidiary company in the name of "PCBL EUROPE SRL" at Belgium, Europe on 14 April, 2023.

**vi. > CSR DETAILS**
**22.) (i) Whether CSR is applicable as per section 135 of Companies Act, 2013: Yes /**


\*On Standalone basis

**vii. > TRANSPARENCY AND DISCLOSURES COMPLIANCES**
**23.) Complaints/Grievances on any of the principles (Principles 1 to 9) under the National Guidelines on Responsible Business Conduct:**

Stakeholder group from whom complaint is received	Grievance Redressal Mechanism in Place (Yes/No) (If yes, then Provide web-link for grievance redress policy)	FY 2022-23 Current Financial Year			FY 2021-22 Previous Financial Year		
		Number of complaints filed during the year	Number of complaints pending resolution at close of the year	Remarks	Number of complaints filed during the year	Number of complaints pending resolution at close of the year	Remarks
<b>Communities</b>	Yes	0	0	-	0	0	-
<b>Investors (Other than shareholders)</b>	Yes	0	0	-	0	0	-
<b>Shareholders*</b>	Yes	10	0	All complaints filed during the FY 2022-23 were duly resolved during the same year.	2	0	All complaints filed during the FY 2021-22 were duly resolved during the same year.



Stakeholder group from whom complaint is received	Grievance Redressal Mechanism in Place (Yes/No) (If yes, then Provide web-link for grievance redress policy)	FY 2022-23 Current Financial Year			FY 2021-22 Previous Financial Year		
		Number of complaints filed during the year	Number of complaints pending resolution at close of the year	Remarks	Number of complaints filed during the year	Number of complaints pending resolution at close of the year	Remarks
<b>Employees and workers</b>	Leena AI, Sampark (Quarterly employee engagement programme)	0	0	-	0	0	-
<b>Customers**</b>	SAP (Internal)	19	0	All complaints were duly resolved during the financial year	58	0	All complaints were duly resolved during the financial year
<b>Value chain partners</b>	Through e-Mail	0	0	-	0	0	-


\*Reported shareholder complaints are related to non-receipt of split shares, non-receipt of shares from IEPF account, change of specimen signature, change of address, non-receipt of dividend etc.


\*\*Reported customer complaints are related to product processing and application.

24. Overview of the Company's material responsible business conduct issues. Please indicate material responsible business conduct and sustainability issues pertaining to environmental and social matters that present a risk or an opportunity to your business, rationale for identifying the same, approach to adapt or mitigate the risk along-with its financial implications:

Sl. No.	Material issue identified	Indicate whether risk or opportunity (R/O)	Rationale for identifying the risk / opportunity	In case of risk, approach to adapt or mitigate	Financial implications of the risk or opportunity (Indicate positive or negative implications)
1.	<b>GHG Emissions and Energy Management</b>	Risk	Failure to effectively manage and reduce GHG emissions can result in environmental impacts and regulatory non-compliance. Increasing scrutiny and regulations related to climate change and emissions can lead to reputational and financial risks. Inefficient energy management can lead to higher operational costs and dependence on fossil fuels, which are subject to price volatility.	-Accounting/ monitoring GHG emissions. -Long term/short term corrective measures to improve energy efficiency by using heat exchangers at different stages of downstream and thereby reducing the combustion of fossil fuel. -Generation of electrical power by using waste gases (tail gas) released during carbon black production process, and excess electricity, after meeting requirements, is exported to grid and thereby offsetting the GHG emission which would have been emitted otherwise by using fossil fuel.	There is positive financial implication from reduction in GHG emission/ improving energy efficiency.



Sl. No.	Material issue identified	Indicate whether risk or opportunity (R/O)	Rationale for identifying the risk / opportunity	In case of risk, approach to adapt or mitigate	Financial implications of the risk or opportunity (Indicate positive or negative implications)
2.	 <b>Water Management</b>	Risk	Compliance with water usage and discharge regulations is crucial to avoid penalties and reputational damage. Untreated water discharge can result in environmental harm and regulatory non-compliance. To manage these risks, PCBL needs to implement effective water conservation strategies, invest in water treatment infrastructure, and ensure adherence to applicable regulations and sustainable water management practices.	-Monitoring water consumption in various processes at the operational level. -Exploring water-recycling opportunities to save freshwater consumption. -Replenishing groundwater through the utilisation of harvested rainwater for horticulture. -All our plants are zero liquid discharge (ZLD) compliant.	There is positive financial implication from reduction in freshwater consumption.

Sl. No.	Material issue identified	Indicate whether risk or opportunity (R/O)	Rationale for identifying the risk / opportunity	In case of risk, approach to adapt or mitigate	Financial implications of the risk or opportunity (Indicate positive or negative implications)
3.	 <b>Solid Waste Management</b>	Risk	Waste is generated at various stages of PCBL's operations, starting from manufacturing to packaging of carbon black. Solid waste management presents risks for PCBL. Inadequate waste management practices can lead to environmental pollution and non-compliance with waste disposal regulations. Improper handling of solid waste can result in health and safety hazards for employees and surrounding communities. Increasing public awareness and regulatory scrutiny regarding waste management further intensify these risks.	-Monitor and map the quantity of different types of wastes generated -Reduce the quantity of waste generated at source by adopting adequate measures -Explore possibilities for recycling and reusing the waste generated -Ensure waste generated is disposed-off in an appropriate manner.	There is positive financial implication of reduction in waste generation and reuse & recyclability of wastes.






Sl. No.	Material issue identified	Indicate whether risk or opportunity (R/O)	Rationale for identifying the risk / opportunity	In case of risk, approach to adapt or mitigate	Financial implications of the risk or opportunity (Indicate positive or negative implications)
4.	<p><b>Health and Safety</b></p>	Risk	<p>Health and safety pose significant risks for PCBL. Failure to ensure a safe working environment can lead to accidents, injuries, and potential harm to employees.</p> <p>Non-compliance with health and safety regulations can lead to legal penalties, reputational damage, and workforce dissatisfaction.</p>	<p>-Emphasis on Hazard Identification and Risk Assessment, HAZOP (Hazard and Operability Study), and JSA (Job Safety Analysis), incident investigation and training</p> <p>-Occupational, health and safety management programme across all plants.</p> <p>-Plants certified with ISO 45001:2018 standard.</p> <p>-Established Safety Committee across all plants, which consists of Unit Head (Chairperson), Safety Head (Secretary), all department heads and contract worker representatives representing each contractor.</p> <p>-Strict adherence to SOPs for following the highest level of health and hygiene.</p>	There is positive financial implication of ensuring Health and Safety.

Sl. No.	Material issue identified	Indicate whether risk or opportunity (R/O)	Rationale for identifying the risk / opportunity	In case of risk, approach to adapt or mitigate	Financial implications of the risk or opportunity (Indicate positive or negative implications)
5.	<p><b>Human rights &amp; community engagement</b></p>	Opportunity	<p>Human rights and community engagement present opportunities for PCBL. By respecting and promoting human rights within its operations and supply chain, PCBL can enhance its reputation, build trust with stakeholders, and attract socially responsible investors.</p> <p>Engaging with local communities through collaborative initiatives, such as employment opportunities, skill development programmes, and community development projects, can foster positive relationships and contribute to sustainable development.</p>	<p>- Non-acceptance of human rights violations such as discrimination, forced/coercive labour, and child labour within and beyond PCBL's boundaries.</p> <p>-Implementation of a well-defined Human Rights Policy, with awareness training provided to the entire workforce.</p> <p>-The Human Rights Policy outlines PCBL's approach and expectations for human rights compliance throughout the value chain.</p> <p>-Adherence to the human rights policy is closely monitored, and a whistle-blower process in place for stakeholders to raise concerns.</p> <p>-Community engagement and infrastructure development as key concepts</p> <p>-Improving living conditions, focusing on health, poverty eradication, quality education, equal opportunities, biodiversity preservation, sustainable livelihoods, and community infrastructure.</p> <p>- PCBL's social initiatives are overseen by a board-level Corporate Social Responsibility (CSR) committee.</p>	There is direct negative and indirect positive financial implication of Corporate Social Responsibility.



Sl. No.	Material issue identified	Indicate whether risk or opportunity (R/O)	Rationale for identifying the risk / opportunity	In case of risk, approach to adapt or mitigate	Financial implications of the risk or opportunity (Indicate positive or negative implications)
6	 <b>Product Stewardship</b>	Risk	Inadequate management of product life cycles, including raw material sourcing, manufacturing, use, and disposal, can result in environmental pollution and regulatory non-compliance. Failure to assess and mitigate potential health and safety risks associated with products can lead to harm to users and consumers. Increasing public awareness and regulatory scrutiny on product safety and sustainability intensify these risks.	-Initiative for Life cycle assessment of the product and taking action to reduce the impact of its product on the environment.  -Adherence to applicable national and international regulations (e.g., REACH, ROHS), emphasising continuously on updating domain knowledge through R&D, analysing and highlighting implications and staying ahead of the compliance curve.	There is positive financial implication of Product Stewardship

Sl. No.	Material issue identified	Indicate whether risk or opportunity (R/O)	Rationale for identifying the risk / opportunity	In case of risk, approach to adapt or mitigate	Financial implications of the risk or opportunity (Indicate positive or negative implications)
7.	 <b>Leadership and Governance</b>	Opportunity	Strong leadership and effective governance practices can enhance transparency, accountability, and ethical conduct within the organisation. This fosters trust among stakeholders, including investors, employees, customers, and the community. Effective governance structures provide clear direction, strategic decision-making, and risk management, enabling PCBL to navigate challenges and seize opportunities. By promoting diversity in leadership and embracing innovative ideas, PCBL can drive organisational growth and resilience. Furthermore, a robust governance framework can attract socially responsible investors and enhance the Company's reputation, positioning PCBL as a responsible and trusted business entity in the market.	-Appointment of a Lead Independent Director to ensure a strong governance structure.  -Highly experienced and active Board of Directors committed to upholding the highest level of corporate governance.  -Individuals from diverse backgrounds with expertise, in the BoD providing valuable guidance to senior management.  -Composition of the Board includes executive directors, non-executive directors, and non-executive independent directors.  -Six board committees constituted to review and address specific concerns and impact areas, playing a crucial role in the organisation.  -These committees contribute to effective decision-making and oversight in areas such as audit, sustainability and risk management, corporate social responsibility, evaluate the performance of the Board of Directors, look into various aspects of shareholders' complaints and review the performance of the Board as a whole.  -Specialised expertise and ensure adherence to best practices, enhancing overall governance and accountability within PCBL.	There is positive financial implication from leadership and governance.





## SECTION B : MANAGEMENT AND PROCESS DISCLOSURES

This section is aimed at helping businesses demonstrate the structures, policies and processes put in place towards adopting the NGRBC Principles and Core Elements

Disclosure Questions		P1	P2	P3	P4	P5	P6	P7	P8	P9
<b>Policy and management processes</b>										
1. a) Whether your Company's policy/policies cover each principle and its core elements of the NGRBCs. (Yes/No)		Y	Y	Y	Y	Y	Y	Y	Y	Y
b) Has the policy been approved by the Board? (Yes/No)		Y	Y	Y	Y	Y	Y	Y	Y	Y
c) Weblink of the Policies, if available		The policies are uploaded on the website of the Company at www.pcblltd.com under the segment 'Investor Relations' and 'Sustainability'								
02. Whether the Company has translated the policy into procedures. (Yes/No)		Y	Y	Y	Y	Y	Y	Y	Y	Y
03. Do the enlisted policies extend to your value chain partners? (Yes/No)		Y	Y	Y	Y	Y	Y	Y	Y	Y
04. Name of the national and international codes/certifications/labels/ standards (e.g. Forest Stewardship Council, Fairtrade, Rainforest Alliance, Trustee) standards (e.g. SA 8000, OHSAS, ISO, BIS) adopted by your Company and mapped to each principle.		ISO 9001:2015 IATF 16949:2016	ISO 9001:2015 IATF 16949:2016	ISO 14001:2015 ISO 45001:2018	ISO 45001:2018 ISO 9001:2015	IATF 16949:2016 ISO 14001:2015	ISO 9001:2015 IATF 16949:2016	ISO 9001:2015 IATF 16949:2016	ISO 14001:2015 ISO 45001:2018	ISO 9001:2015 IATF 16949:2016
05. Specific commitments, goals and targets set by the Company with defined timelines, if any.		<p><b>Environmental Commitments:</b> PCBL is committed to minimising its environmental impact by reducing resource consumption, mitigating greenhouse gas emissions, conserving water, managing waste responsibly, and adopting sustainable practices throughout its operations.</p> <p><b>Social Commitments:</b> PCBL prioritises the well-being and safety of its employees, promotes diversity and inclusion, respects human rights, and supports community development. The Company strives to maintain ethical labour practices, provide a safe and healthy work environment, and engage in community initiatives that contribute to social progress.</p> <p><b>Governance Commitments:</b> PCBL emphasises strong corporate governance practices, transparency, and accountability. The Company adheres to legal and regulatory requirements, maintains high standards of integrity, and ensures responsible management of its business operations. PCBL also upholds ethical business conduct, promotes fair and equitable treatment of stakeholders, and fosters a culture of integrity and compliance.</p>								

### Disclosure Questions

P1 P2 P3 P4 P5 P6 P7 P8 P9

06. Performance of the Company against the specific commitments, goals and targets along-with reasons in case the same are not met.

PCBL's ESG commitments are closely monitored and evaluated by various committees led by the Management and Board of Directors. These committees play a vital role in assessing the effectiveness of each principle and ensuring their implementation throughout the organisation. They regularly review the Company's ESG performance, identify areas for improvement, and develop strategies to enhance sustainability, social responsibility, and corporate governance practices. Through these evaluations, PCBL aims to maintain transparency, accountability, and continuous improvement in its ESG initiatives. The active involvement of committees helps to drive the Company's commitment to responsible business practices and achieve its long-term ESG goals.

### Governance, leadership and oversight

07. Statement by director responsible for the business responsibility report, highlighting ESG related challenges, targets and achievements (listed company has flexibility regarding the placement of this disclosure)

PCBL is pleased to present its Business Responsibility and Sustainability Report for FY22-23, acknowledging the trust and support of its stakeholders. The Company has made significant strides in aligning with its Environment, Social, and Governance (ESG) objectives during the fiscal year, particularly in environmental stewardship. Efforts to improve energy efficiency, reduce emissions, minimise water consumption, and manage waste have been a priority. A comprehensive carbon footprint accounting was conducted across all manufacturing plants and offices, resulting in a notable reduction in greenhouse gas (GHG) emissions compared to the baseline year FY 2020-21. PCBL's GHG emissions now fall below the global average for its sector, earning recognition for its ESG performance from CRISIL. This achievement is attributed to the dedicated efforts of the team and business partners. The Company remains committed to further reducing its carbon footprint and aims to achieve carbon neutrality in the future.

PCBL extends its sustainability approach throughout the supply chain by offering support to its partners in mitigating environmental impacts. Regular supplier audits ensure adherence to policies and procedures. The Company's social investment strategy focuses on enhancing the operating ecosystem, emphasising community engagement and infrastructure development. Key areas include promoting good health, poverty eradication, quality education, equal opportunity, biodiversity preservation, sustainable livelihoods, and community infrastructure. PCBL values its employees as its most valuable asset and has invested in their development through technology, infrastructure, training, and processes to equip them with the necessary skills for future challenges. The Company prioritises creating a safe and stimulating workplace, attending to the physical and mental well-being of its employees through regular interactions and provision of necessary amenities. PCBL takes pride in its commitment to sustainable development and exemplifies this through its activities and behaviour. The Company's new brand identity reflects its philosophy and approach. PCBL is dedicated to continuous evolution and believes it will set new benchmarks in achieving its targeted ESG goals.



Disclosure Questions



8. Details of the highest authority responsible for implementation and oversight of the Business Responsibility policy (ies).

At the highest level, the Sustainability and Risk Management Committee, headed by the Managing Director, who is the Chairman of the Committee holds the key responsibility of safeguarding and evaluating the Business Responsibility (BR) performance of the Company.

The Corporate Social Responsibility (CSR) Committee, under the purview of the Board of Directors, supervises various aspects related to corporate social responsibility and other relevant matters. This committee develops an Annual Action Plan in accordance with the CSR Rules and the Company's CSR Policy, which is periodically revised. All CSR projects and programmes are undertaken, monitored, evaluated, and reported as per the CSR Rules.

To ensure a comprehensive assessment of the Company's sustainability objectives, the Board of Directors expanded the scope of the Sustainability and Risk Management Committee (SRM) and subsequently renamed it to reflect its enhanced focus. The SRM Committee is responsible for reviewing the Company's sustainability agenda, including measures that uphold its commitment to sustainability and align its long-term strategy with the creation of shared value.

Among its responsibilities, the SRM Committee evaluates the Company's initiatives and strategies related to climate change, water management, and responsible sourcing. It also oversees the implementation of human rights due diligence, promotes diversity, inclusion, and employee health and well-being. Furthermore, the SRM Committee ensures compliance with all policies and regulatory reporting requirements stipulated under the SEBI Listing Regulations.

9. Does the Company have a specified Committee of the Board/ Director responsible for decision making on sustainability related issues? If yes, provide details.

The oversight of sustainability initiatives within your Company has been assigned to the SRM Committee by the Board of Directors. The Committee convenes a minimum of two times annually and consists of four Directors, including one Executive Director and three Non-Executive Independent Directors.

Mr. Kaushik Roy assumes the overall responsibility for Business Responsibility (BR) activities.

DIN : 06513489  
 Name : Kaushik Roy,  
 Designation : Managing Director, a Member of the Sustainability and Risk Management Committee

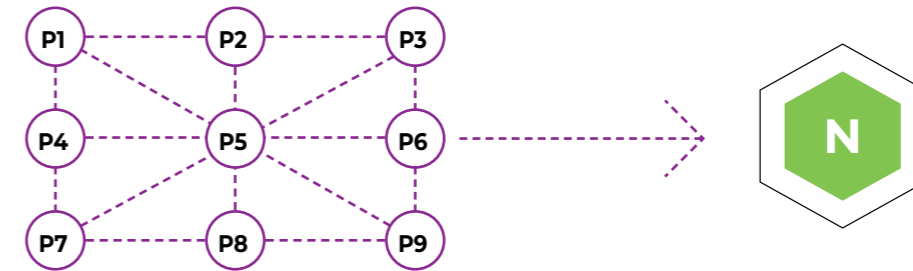
Telephone No: 033 – 4087 0500/0600

Email ID – pcbl.investor@rpsg.in

10. Details of Review of NGRBCs by the Company:

Subject for Review	Indicate whether review was undertaken by Director/ Committee of the Board/ Any other Committee									Frequency (Annually/ Half yearly/ Quarterly/ Any other – please specify)								
	P1	P2	P3	P4	P5	P6	P7	P8	P9	P1	P2	P3	P4	P5	P6	P7	P8	P9
Performance against above policies and follow up action	Y	Y	Y	Y	Y	Y	Y	Y	Y	Quarterly								
Compliance with statutory requirements of relevance to the principles, and rectification of any non-compliances	Y	Y	Y	Y	Y	Y	Y	Y	Y	Quarterly								

11. Has the Company carried out independent assessment/ evaluation of the working of its policies by an external agency? (Yes/No). If yes, provide name of the agency.



12. If answer to question (1) above is "No" i.e., not all Principles are covered by a policy, reasons to be stated:

Questions	P1	P2	P3	P4	P5	P6	P7	P8	P9
The Company does not consider the principles material to its business (Yes/No)									
The Company is not at a stage where it is in a position to formulate and implement the policies on specified principles (Yes/No)									
The Company does not have the financial or/human and technical resources available for the task (Yes/No)									
It is planned to be done in the next financial year (Yes/No)									
Any other reason (please specify)									

Not Applicable, since all principles are covered by the existing policies of PCBL.





## SECTION C : PRINCIPLE WISE PERFORMANCE DISCLOSURE

### 1 PRINCIPLE

**Ethics, Transparency and Accountability:** Businesses should conduct and govern themselves with integrity, and in a manner that is Ethical, Transparent and Accountable.

#### Essential Indicators

#### 1. Percentage coverage by training and awareness programmes on any of the principles during the financial year:

Segment	Total number of training and awareness programmes held	Topics/principles covered under the training and its impact	%age of persons in respective category covered by the awareness Programmes
Board of Directors	6 programmes spanning 7.5 hours	All Principles	100%
Key Managerial Personnel	8 programmes spanning 15 hours	All Principles	100%
Employees other than BoD and KMPs	549 programmes spanning 30,206 hours	70% - Technical Based Training Programme 20% - Safety Based Training Programme 10% - Behavioural Based Training Programme  Bringing in overall improvement in the performance of the employees to enhance the organisational efficiency	100%
Workers	324 programmes spanning 7370 hours	Programs to improve the on-field performance of the workers	100%

#### 2. Details of fines/penalties/punishment/award/compounding fees/settlement amount paid in proceedings (by the Company or by directors/KMPs) with regulators/law enforcement agencies/judicial institutions, in the financial year:

During FY 22-23, no fines/ penalties/ punishment/ award/ compounding fees/ settlement amount was paid in proceedings by the Company or by Directors/ KMPs with regulators/ law enforcement agencies/ judicial institutions.

(Note: These disclosures are on the basis of materiality as specified in Regulation 30 of SEBI (Listing Obligations and Disclosure Obligations) Regulations, 2015 and as disclosed on the Company's website)

#### 3. Of the instances disclosed in Question 2 above, details of the Appeal/ Revision preferred in cases where monetary or non-monetary action has been appealed.

Not applicable.

#### 4. Does the Company have an anti-corruption or anti-bribery policy? If yes, provide details in brief and if available, provide a web-link to the policy.

PCBL has implemented an Anti-Bribery Policy to ensure fairness and integrity in all its business activities. The Company is dedicated to upholding anti-bribery and anti-corruption laws and regulations that govern its global operations. The policy outlines the responsibilities of every employee in preventing, detecting, and reporting any instances of bribery or corruption. Furthermore, third-party entities are expected to comply with anti-bribery and anti-corruption laws specific to the geographical locations where PCBL operates, conducting all business transactions in a fair manner. The Anti-Bribery Policy can be accessed through the web-link provided: <https://www.pcblltd.com/responsibility/policy>.

#### 5. Number of Directors/KMPs/employees/workers against whom disciplinary action was taken by any law enforcement agency for the charges of bribery/ corruption:

	FY 2022-23 (Current Financial Year)	FY 2021-22 (Previous Financial Year)
Directors	None	None
KMPs		
Employees		
Workers		

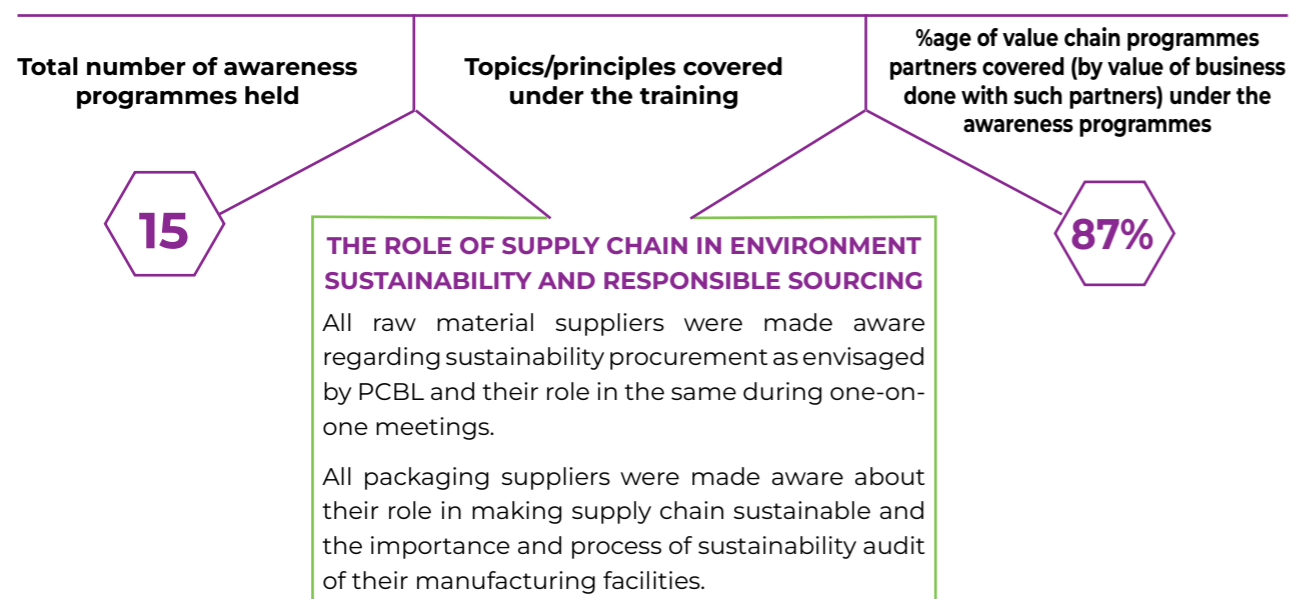


**6. Details of complaints with regard to conflict of interest:**

	FY 2022-23 (Current Financial Year)		FY 2021-22 (Previous Financial Year)	
	Number	Remarks	Number	Remarks
Number of complaints received in relation to issues of Conflict of Interest of the Directors	Nil	NA	Nil	NA
Number of complaints received in relation to issues of Conflict of Interest of the KMPs				

**7. Provide details of any corrective action taken or underway on issues related to fines/penalties/action taken by regulators/ law enforcement agencies/ judicial institutions, on cases of corruption and conflicts of interest.**

Not Applicable as no cases of corruption and conflicts of interest were notified in the reporting period.

**Leadership Indicators**
**1. Awareness programmes conducted for value chain partners on any of the principles during the financial year:**

**2. Does the Company have processes in place to avoid/ manage conflict of interests involving members of the Board? If yes, provide details of the same.**

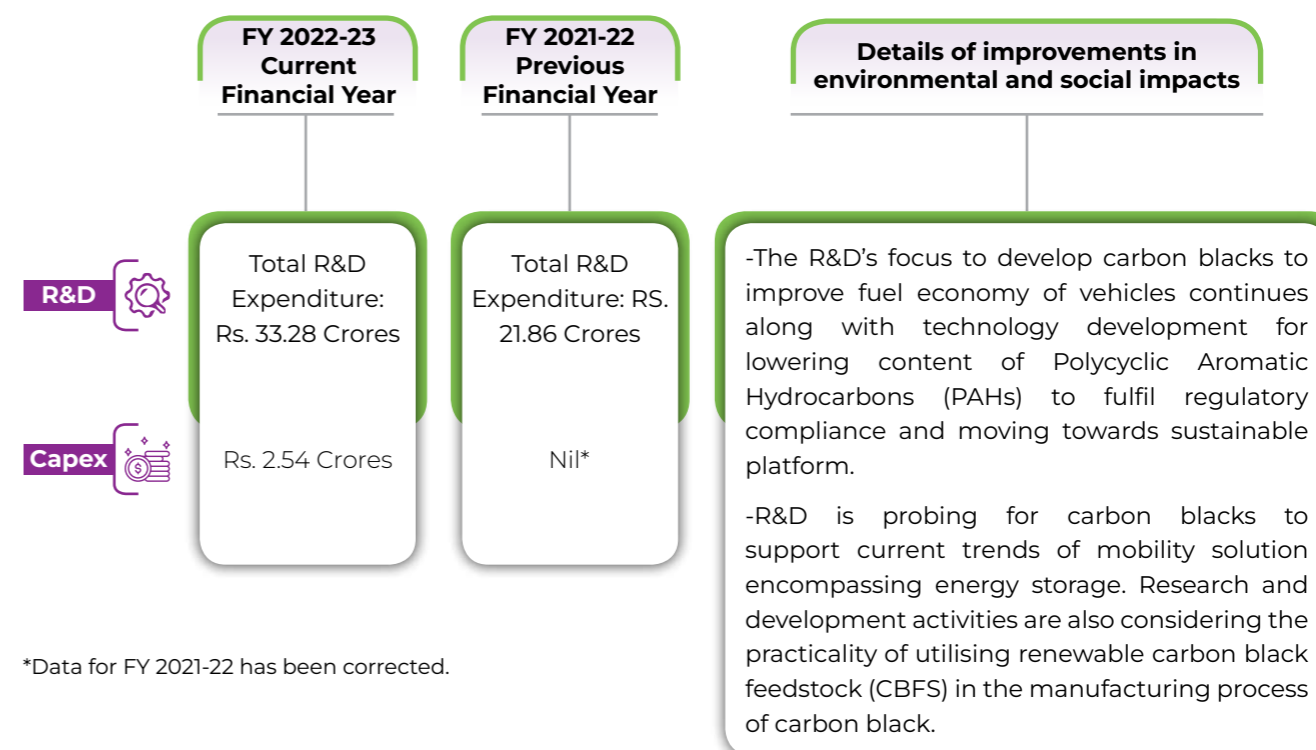
At PCBL, a comprehensive process is established to address and manage conflicts of interest involving Board Members. To ensure ethical conduct, all Board Members and Senior Management Personnel are bound by a dedicated Code of Conduct. This code reflects the fiduciary responsibility of the Board Members and Senior Management towards stakeholders, emphasising fair and ethical business practices. Acting as trustees, the Board Members and Senior Management prioritise the best interests of all stakeholders when dealing with conflicts of interest. The code serves as a foundation for promoting sound and equitable business practices across all countries of operation.

In addition, the Board of Directors annually approves the Code of Business Conduct. Directors, key managerial personnel, and other senior management are required to disclose any material interest,

whether direct or indirect, in transactions or matters that directly impact the Company. This disclosure ensures transparency and accountability, enabling the Board of Directors to make informed decisions regarding potential conflicts of interest. By upholding these practices, PCBL demonstrates its commitment to maintaining integrity and fairness in all aspects of its operations.

## 2 PRINCIPLE

**Product Life Cycle Sustainability:** Businesses should provide goods and services in a manner that is sustainable and safe.

**Essential Indicators**
**1. Percentage of R&D and capital expenditure (capex) investments in specific technologies to improve the environmental and social impacts of product and processes to total R&D and capex investments made by the Company, respectively.**


\*Data for FY 2021-22 has been corrected.

**2. a. Does the Company have procedures in place for sustainable sourcing? (Yes/No)**

Yes, PCBL has a well defined Sustainable Procurement Policy and Supplier Code of Conduct for sustainable sourcing.

The Company adopts highly standardised procurement processes which integrates ethical, environmental and social criteria. The Company also engages with its suppliers to sensitise them on sustainability issues which can pose a threat to its business operations and in turn can impact on its business continuity. The 'Supplier Code of Conduct' sets standards aligned with the SDGs and UNGC-CDP Principles, which are expected to be followed by suppliers engaged in business with the Company.

PCBL has partnered with EcoVadis to share the best sustainability practices, and assess sustainability profiles of its key suppliers as a part of PCBL's Sustainable Procurement programme.



b. If yes, what percentage of inputs were sourced sustainably?

4.65%

of packaging material was sourced sustainably.

3. Describe the processes in place to safely reclaim your products for reusing, recycling and disposing at the end of life, for (a) Plastics (including packaging) (b) E-waste (c) Hazardous waste and (d) other waste.



PCBL's "carbon black" product acts as raw material for the other manufacturing companies, making it difficult to reclaim the product. However, it is exploring the possibility of extracting carbon black from the disposed tyres, in collaboration with the manufacturers. This will help to reduce the use of consumption of virgin material and would substantially affect the cost as well.

4. Whether Extended Producer Responsibility (EPR) is applicable to the Company's activities. If yes, whether the waste collection plan is in line with the Extended Producer Responsibility (EPR) plan submitted to Pollution Control Boards? If not, provide steps taken to address the same.



No. The utilisation of recovered Carbon Black has the potential to cut carbon footprints by around 80%, leading to increased efforts from major tyre manufacturers. However, in India, the technology is still under development. While tyre manufacturers have implemented EPR practices, its applicability to our industry is currently being explored.

Leadership Indicators


1. Has the Company conducted Life Cycle Perspective/Assessments (LCA) for any of its products?

The Company has not conducted any life cycle assessment for the products till date. However, it is planning to carry out the LCA for products in the next two years.

2. If there are any significant social or environmental concerns and/or risks arising from production or disposal of your products/services, as identified in the Life Cycle Perspective/Assessments (LCA) or through any other means, briefly describe the same along-with action taken to mitigate the same.





Not Applicable. We are in the process of carrying out the Life Cycle Assessment in the coming year.

3. Percentage of recycled or reused input material to total material (by value) used in production (for manufacturing industry) or providing services (for service industry).

Indicate input material	Recycled or re-used input material to total material	
	FY 2022-23 Current Financial Year	FY 2021-22 Previous Financial Year
 Process additives	Nil	Nil*

\*Quantity of recycled or re-used input material for FY 2021-22 has been corrected

4. Of the products and packaging reclaimed at end of life of products, amount (in metric tonnes) reused, recycled, and safely disposed, as per the following format:

	FY 2022-23 Current Financial Year			FY 2021-22* Previous Financial Year		
	Re-Used	Recycled	Safely Disposed	Re-Used	Recycled	Safely Disposed
 Plastics (including packaging)						
 E-waste						
 Hazardous waste						
 Other waste						

\*Data for FY 2021-22 has been corrected.

5. Reclaimed products and their packaging materials (as percentage of products sold) for each product category.





Not Applicable.

3 PRINCIPLE

**Employee Wellbeing:** Businesses should respect and promote the well-being of all employees, including those in their value chains.

Essential Indicators

1. a. Details of measures for the well-being of employees:

Category	Total (A)	% of employees covered by									
		Health insurance		Accident Insurance		Maternity benefits		Paternity Benefits		Day Care Facilities	
		No. (B)	%(B/A)	No. (C)	%(C/A)	No.(D)	%(D/A)	No. (E)	%(E/A)	No. (F)	%(F/A)
 Permanent Employees											
 Male	843	843	100%	843	100%	0	0%	843	100%	843	100%
 Female	51	51	100%	51	100%	51	100%	0	0%	51	100%
 Total	894	894	100%	894	100%	51	100%	843	100%	894	100%

Category	% of managers covered by										
	Total (A)	Health insurance		Accident Insurance		Maternity benefits		Paternity Benefits		Day Care Facilities	
		No. (B)	% (B/A)	No. (C)	%(C/A)	No.(D)	%(D/A)	No. (E)	%(E/A)	No. (F)	%(F/A)
<b>Other than Permanent employees*</b>											
<b>Male</b>	Nil										
<b>Female</b>											
<b>Total</b>											

\*The well-being of other than permanent employees are managed through contractual terms and conditions.

#### b) Details of measures for the well-being of workers

Category	% of workers covered by										
	Total (A)	Health insurance		Accident Insurance		Maternity benefits		Paternity Benefits		Day Care Facilities	
		No. (B)	% (B/A)	No. (C)	%(C/A)	No.(D)	%(D/A)	No. (E)	%(E/A)	No. (F)	%(F/A)
<b>Permanent Workers</b>											
<b>Male</b>	283	283	100%	283	100%	0	0%	283	100%	283	100%
<b>Female</b>	1	1	100%	1	100%	1	100%	0	0%	1	100%
<b>Total</b>	<b>284</b>	<b>284</b>	<b>100%</b>	<b>284</b>	<b>100%</b>	<b>1</b>	<b>100%</b>	<b>283</b>	<b>100%</b>	<b>284</b>	<b>100%</b>
<b>Other than Permanent workers</b>											
<b>Male</b>	663	663	100%	663	100%	0	0%	663	100%	663	100%
<b>Female</b>	14	14	100%	14	100%	14	100%	0	0%	14	100%
<b>Total</b>	<b>677</b>	<b>677</b>	<b>100%</b>	<b>677</b>	<b>100%</b>	<b>14</b>	<b>100%</b>	<b>663</b>	<b>100%</b>	<b>677</b>	<b>100%</b>

#### 2. Details of retirement benefits, for FY 2022-23 and FY 2021-22:

Benefits	FY 2022-23 (Current Financial Year)			FY 2021-22 (Previous Financial Year)		
	No. of employees covered as a % of total employees	No. of workers covered as a % of total workers	Deducted and deposited with the authority (Y/N/N.A.)	No. of employee covered as a % of total employees	No. of workers covered as a % of total workers	Deducted and deposited with the authority (Y/N/N.A.)
PF	100%	100%	Yes	100%	100%	Yes
Gratuity	100%	100%	Yes	100%	100%	Yes
ESI (Eligible employees as per law)	-	100%	Yes	-	100%	Yes
Others-please specify	Nil					

#### 3. Accessibility of workplaces:



Are the premises/offices of the Company accessible to differently abled employees and workers, as per the requirements of the Rights of Persons with Disabilities Act, 2016? If not, whether any steps are being taken by the Company in this regard.

Yes, all PCBL offices are equipped with necessary infrastructure so as to ensure easy and equal access to persons with disabilities. We have dedicated ramps at the office entrances. Special toilets have been designed for persons with disabilities. Elevators are available in our multi-storey office buildings to ensure that no inconvenience is faced by our physically challenged employees. We take special care in assigning the jobs to them so that their physical limitations do not come in the way of their performance and career aspirations.

#### 4. Does the Company have an equal opportunity policy as per the Rights of Persons with Disabilities Act, 2016? If so, provide a web-link to the policy.



Yes, the Company has a Human rights policy which provides equal rights to person with disabilities without any sort of discrimination. The Company is committed to being an equal opportunity employer. PCBL respects the personal dignity, privacy and personal rights of every employee and is committed to maintaining a workplace free from discrimination and harassment. The Company does not discriminate on the basis of origin, nationality, religion, race, disability, gender, age or sexual orientation, or engage in any kind of verbal or physical harassment based on any of the above or any other reason.

The policy can be accessed at <https://pcblltd.com/responsibility/policy>.





**5. Return to work and Retention rates of permanent employees and workers that took parental leave.**

All the employees who took parental leave during the reporting year, returned to work and have been retained till present.

Gender	Permanent employees		Permanent workers	
	Return to work rate	Retention rate	Return to work rate	Retention rate
Male	100%	100%	100%	100%
Female	100%	100%	100%	100%
<b>+</b> Total	100%	100%	100%	100%

**6. Is there a mechanism available to receive and redress grievances for the following categories of employees and worker? If yes, give details of the mechanism in brief.**

Yes/No (If yes, then give details of the mechanism in brief)

**Permanent Workers**

Workers can raise their issues through sectional head, HOD, and Unit Head in the respective order who resolve the issues.

Grievance/Suggestion box have been placed in conspicuous places to drop their issues and it is addressed by plant HR.

The Union also brings the issues direct to HR/IR Head for resolution.

Quarterly Townhall meetings chaired by Plant Head are conducted to redress issues, if any.

**Other than Permanent Workers**

Contractual workers can also raise their issues through sectional head, HOD, and Unit Head in the respective order who resolve the issues.

**Permanent Employees**

Yes, PCBL employees can submit their grievances in the Leena AI chatbot that sends surveys to the respective employees and captures the mood score accordingly.

It is an autonomous conversational AI-backed platform that helps organisations to achieve better employee experience.

**Other than Permanent Employees**

NA

**7. Membership of employees and worker in association(s) or Unions recognised by the listed Company:**

Category	FY 2022-23 (Current Financial Year)			FY 2021-22 (Previous Financial Year)		
	Total employees/workers in respective category (A)	No. of employees/workers in respective category, who are part of association(s) or Union (B)	% (B/A)	Total employees/workers in respective category (C)	No. of employees/workers in respective category, who are part of association(s) or Union (D)	% (D/C)
Total Permanent Employees	Nil					
- Male	Nil					
- Female	Nil					
Total Permanent Workers	284	284	100%	291	291	100%
- Male	283	283	100%	291	291	100%
- Female	1	1	100%	0	0	NA

**8. Details of training given to employees and workers:**

Category	FY 2022-23 (Current Financial Year)					FY 2021-22 (Previous Financial Year)				
	Total (A)	On Health and safety measures		On Skill upgradation		Total (D)	On Health and safety measures		On Skill upgradation	
		No. (B)	% (B/A)	No. (C)	% (C/A)		No. (E)	% (E/D)	No. (F)	% (F/D)
<b>Employees</b>										
Male	843	843	100%	843	100%	796	796	100%	650	82%
Female	51	51	100%	51	100%	48	48	100%	38	79%
<b>+</b> Total	894	894	100%	894	100%	844	844	100%	688	81.5%



Category	FY 2022-23 (Current Financial Year)					FY 2021-22 (Previous Financial Year)				
	Total (A)	On Health and safety measures		On Skill upgradation		Total (D)	On Health and safety measures		On Skill upgradation	
		No. (B)	% (B/A)	No. (C)	% (C/A)		No. (E)	% (E/D)	No. (F)	% (F/D)
<b>Workers</b>										
<b>Male</b>	283	283	100%	261	92%	291	291	100%	251	86.25%
<b>Female</b>	1	1	100%	1	100%	0	0	NA	0	NA
<b>+</b> <b>Total</b>	<b>284</b>	<b>284</b>	<b>100%</b>	<b>262</b>	<b>92%</b>	<b>291</b>	<b>291</b>	<b>100%</b>	<b>251</b>	<b>86.25%</b>

**9. Details of performance and career development reviews of employees and worker:**

Category	FY 2022-23 (Current Financial Year)			FY 2021-22 (Previous Financial Year)		
	Total (A)	No. (B)	% (B/A)	Total (C)	No. (D)	% (D/C)
<b>Employees</b>						
<b>Male</b>	843	843	100%	796	796	100%
<b>Female</b>	51	51	100%	48	48	100%
<b>+</b> <b>Total</b>	<b>894</b>	<b>894</b>	<b>100%</b>	<b>844</b>	<b>844</b>	<b>100%</b>
<b>Workers</b>						
<b>Male</b>	283	283	100%	291	291	100%
<b>Female</b>	1	1	100%	0	0	NA
<b>+</b> <b>Total</b>	<b>284</b>	<b>284</b>	<b>100%</b>	<b>291</b>	<b>291</b>	<b>100%</b>

**10. Health and safety management system:**

(a) Whether an occupational health and safety management system has been implemented by the Company? If yes, the coverage such system?

Yes, PCBL is ISO 45001:2018 certified and has an Occupational Health and Safety Management System has been implemented at all the manufacturing facilities.

The Company's Environment, Health & Safety (EHS) policy provides the measures that should be taken to provide safe working environment to all. The Company has rolled out an occupational health and safety management programme across its plants. PCBL focuses on imparting safety awareness amongst employees, contractors and vendors to ensure that there are no safety related incidents or injuries. All the employees and workers are motivated to work safely by delivering the Tool box Talk before starting of any job. The Safety display and caution boards are used for the plant area to educate about the hazards and safety instructions to the workers and employees. All the visitors, customers, business officials are given a brief safety induction before entering the plant area.

(b) What are the processes used to identify work-related hazards and assess risks on a routine and non-routine basis by the Company?

Work related hazards at PCBL are identified through HIRA (Hazard Identification and Risk Assessment), HAZOP (Hazard and Operability Study), and JSA (Job Safety Analysis) Techniques. The work related hazards are reported through Learning Event (LE) reporting system. Permit to Work system is followed for all activities which are done inside plant premises. For high risk activities, Job Safety Analysis is also done. Pre Start-up Safety Review (PSSR) is done before starting of any new project. Flash audit (Permit to work audit) is conducted by the safety committee team members in the plant area. The internal audit is conducted by the auditors certified on ISO 45001:2018 for assessing the risks proactively and to take appropriate actions.

(c) Whether you have processes for workers to report the work related hazards and to remove themselves from such risks.

Yes, PCBL has implemented Learning Events (LE) system for all its employees to report any unsafe conditions, unsafe acts, and near misses.

The objective of LE reporting system is to identify the hazards associated with the respective jobs and take proactive actions to eliminate or control them to ensure a safe workplace for the employees and workers.



**(d) Do the employees/ worker of the Company have access to non-occupational medical and healthcare services?**

All the employees and workers can access the Occupational Health Centre (OHC) at plants/sites for any non-occupational medical and healthcare services. A group medical coverage insurance is provided to the employees. Also, the Company has signed MOU with the nearby hospitals to handle any medical emergency.

**11. Details of safety related incidents, in the following format:**

Safety Incident/Number	Category	FY 2022-23 Current Financial Year	FY 2021-22 Previous Financial Year
Lost Time Injury Frequency Rate (LTIFR) (per one million-person hours worked)		0	0
		0.71	1.34*
Total recordable work-related injuries (First-Aid injuries)		0	0
		41	34
No. of fatalities		0	0
		0	0
High consequence work-related injury or ill-health (excluding fatalities) (Lost Time Injuries)		0	0
		2	4

\*Data for FY 2021-22 has been corrected.

**12. Describe the measures taken by the Company to ensure a safe and healthy workplace.**

The Company has established a Safety Committee across all its plants consisting of Unit Head as the Chairperson, Safety Head (Secretary), all department heads and contract worker representatives. The committee reviews the safety performance at the plant level based on which necessary actions are initiated with approval from management. Workers are also members of the safety committee, wherein they can put forward their thoughts related to the safety matters. The collective participation allows the employees and workers to discuss the related matters with management and take necessary decisions. Moreover, the legal team ensures compliance with all the applicable laws, regulations governing health & safety parameters.

The Company provides proper training to employees on occupational health and safety topics like working in confined spaces, work at height, Lock Out Tag Out (LOTO), Forklift Operations, Material Handling, Behaviour-Based Safety (BBS), use of personal protective equipment, general safety awareness. Medical Check-up of all Employees and contract workmen is conducted every year and necessary preventive actions are taken. The OHC centre is available at the plant premises to provide immediate medical assistance for workers and employees. The regular safety inspections are conducted in the plant to check the unsafe conditions & acts. The emergency preparedness is ensured in the plant through conducting the mock

drills and creating the awareness among the employees and workers. To execute the work safely, a Daily Management Team (Cross functional Team) has been formed to discuss on the job safety and permit system for the next day's jobs. The planned jobs stating the precautions and safety measures that are to be taken are documented and shared with all the concerned persons on daily basis. The Company has certified first aid providers at Plant level who are competent enough to give first aid treatment in case of any incident.

**13. Number of Complaints on the following made by employees and workers:**

	FY 2022-23 (Current Financial Year)			FY 2021-22 (Previous Financial Year)		
	Filed during the year	Pending resolution at the end of year	Remarks	Filed during the year	Pending resolution at the end of year	Remarks
 Working Conditions		Nil			Nil	
 Health & Safety						

**14. Assessments for the year:**

**Plants and offices assessed (by the Company | statutory authorities | third parties):**



**15. Provide details of any corrective action taken or underway to address safety-related incidents (if any) and on significant risks/concerns arising from assessments of health & safety practices and working conditions.**

PCBL has developed the Contractor Safety Management system as a new initiative in which all Contractors are counselled for safety work approach by reviewing their work practices and guiding them to follow best safety practices. The confined space activity is executed by using the supplied air breathing apparatus system for the workers.

**Leadership Indicators**

**1. Does the Company extend any life insurance or any compensatory package in the event of death of (A) Employees (B) Workers?**

Yes, the Company has a Term Life Insurance Policy in place covering all its Employees and Workers in the event of their death.

**2. Provide the measures undertaken by the Company to ensure that statutory dues have been deducted and deposited by the value chain partners.**

PCBL closely tracks and monitors whether statutory dues deducted/collected by its value chain partners have been deposited properly and timely with government and credit of same is flowing to PCBL.

3. Provide the number of employees/workers having suffered high consequence work related injury/ill-health/fatalities (as reported in Q11 of Essential Indicators above), who have been are rehabilitated and placed in suitable employment or whose family members have been placed in suitable employment.

	Total no. of affected employees/ workers		No. of employees/workers that are rehabilitated and placed in suitable employment or whose family members have been placed in suitable employment	
	FY 2022-23 (Current Financial Year)	FY 2021-22 (Previous Financial Year)	FY 2022-23 (Current Financial Year)	FY 2021-22 (Previous Financial Year)
Employees				
Workers			Nil	

4. Does the Company provide transition assistance programmes to facilitate continued employability and the management of career endings resulting from retirement or termination of employment?

PCBL currently does not offer any such programmes.

5. Details on assessment of value chain partners:

% of value chain partners (by value of business done with such partners) that were assessed	
Health and safety practices	93% value chain partners (by value of business done with such partners) were assessed. PCBL regulates the practices of its suppliers by encouraging them to adhere to applicable laws & regulations in respective areas of operation. They also have a sustainable procurement policy, human rights policy, and supplier code of conduct to ensure all suppliers are aligned to the Company's principles of fair business practices, compliance to environmental laws and industry standards, and prohibition of any kind of child labour. PCBL encourages them to have their own policies and processes in place, ensuring an ethical and sustainable supply chain. All its suppliers are regularly audited against these parameters to find deviations, if any.
Working Conditions	

6. Provide details of any corrective actions taken or underway to address significant risks/concerns arising from assessments of health and safety practices and working conditions of value chain partners.

Not applicable. No significant risks/ concerns were observed from assessments of selected suppliers with respect to health and safety practices and working conditions.

## 4 PRINCIPLE

**Stakeholder Engagement:** Businesses should respect the interests of and be responsive to all its stakeholders

Essential Indicators

1. Describe the processes for identifying key stakeholder groups of the Company.

PCBL recognises the role of stakeholder partnerships in company's sustainability as reflected in the vision statement. Key stakeholders, affected most by the Company's business are identified based on their involvement in making strategic decisions, minimising risk, providing resources, running the operations smoothly, helping the organisation to reach its goals and in growing the business.

Following steps are followed to identify and prioritise the key stakeholders.

- Understanding and identifying key stakeholders; whether general key stakeholders and key stakeholders for particular project.
- Determining their impact on Business (Direct or Indirect)
- Knowing their needs in relation to the business
- Prioritisation of the list based on evaluation of the stakeholders on the list, determination of which stakeholders affect most the business as well as who are affected most by the business

2. List stakeholder groups identified as key for your Company and the frequency of engagement with each stakeholder group.

Stakeholder Group	Whether identified as Vulnerable & Marginalised Group (Yes/ No)	Channels of communication (Email, SMS, Newspaper, Pamphlets, Advertisement, Community Meetings, Notice Board, Website), Other	Frequency of engagement (Annually/ Half yearly/ Quarterly/ others - please specify)	Purpose and scope of engagement including key topics and concerns raised during such engagement
Employees	No	<ul style="list-style-type: none"> <li>People Connect Series</li> <li>Sampark Live- PCBL Townhall</li> <li>Certified General Management Programme</li> <li>EMBARK PCBLite</li> <li>Leena AI chatbot</li> </ul>	<ul style="list-style-type: none"> <li>Sampark Live- (Quarterly)</li> <li>Townhall (Monthly)</li> </ul>	<ul style="list-style-type: none"> <li>Employee welfare</li> <li>Strategic direction and Performance</li> <li>Transparent communication</li> <li>Diversity and inclusion</li> <li>Career growth and progression</li> <li>Learning and development opportunities</li> <li>Regular engagement</li> <li>Health, safety and environmental standards</li> <li>Effective grievance mechanisms</li> </ul>





Stakeholder Group	Whether identified as Vulnerable & Marginalised Group (Yes/ No)	Channels of communication (Email, SMS, Newspaper, Pamphlets, Advertisement, Community Meetings, Notice Board, Website), Other	Frequency of engagement (Annually/ Half yearly/ Quarterly/ others – please specify)	Purpose and scope of engagement including key topics and concerns raised during such engagement
 Supply chain partners	No	<ul style="list-style-type: none"> <li>Meetings and workshops</li> <li>Regular compliance and risk assessments</li> <li>Discussions</li> </ul>	Annually	<ul style="list-style-type: none"> <li>Local procurement and resource support</li> <li>Responsible sourcing along the supply chain Quality and service</li> <li>Timely payments</li> <li>Sustainability of the business and associated risks</li> <li>Statutory and legal compliances</li> <li>Health and safety needs</li> <li>Environmental and social issues</li> <li>Rationalising costs</li> </ul>
 Customers	No	<ul style="list-style-type: none"> <li>Regular interactions</li> <li>Regular digital customer interface</li> <li>Collaboration on product innovation</li> <li>Customer and industry events and exhibitions</li> <li>Regular customer satisfaction surveys</li> </ul>	Quarterly	<ul style="list-style-type: none"> <li>Customised grades of carbon black to meet specific requirements</li> <li>Sustainable packaging</li> <li>Product innovation</li> <li>Quality and service</li> <li>Responsible sourcing along the supply chain</li> </ul>
 Government and regulatory authorities	No	<ul style="list-style-type: none"> <li>Annual report and regulatory filings</li> <li>Meeting on government directives and policy development</li> <li>Facility Inspection</li> <li>Regular meetings</li> </ul>	Regularly	<ul style="list-style-type: none"> <li>Adherence to national and international regulations</li> <li>Good governance practices</li> <li>Community engagement</li> <li>Regulatory compliance</li> <li>Ethical business conduct</li> <li>Environmental stewardship</li> <li>Maintaining safety</li> <li>Project approvals</li> </ul>
 Communities	Yes	<ul style="list-style-type: none"> <li>CSR initiatives</li> <li>Meetings</li> </ul>	Continuous process.  Meetings (Quarterly)	<ul style="list-style-type: none"> <li>Need-based interventions across focus areas: education, health and sanitation, community development, environment sustainability</li> </ul>

Stakeholder Group	Whether identified as Vulnerable & Marginalised Group (Yes/ No)	Channels of communication (Email, SMS, Newspaper, Pamphlets, Advertisement, Community Meetings, Notice Board, Website), Other	Frequency of engagement (Annually/ Half yearly/ Quarterly/ others – please specify)	Purpose and scope of engagement including key topics and concerns raised during such engagement
 Shareholders, investors and lenders	No	<ul style="list-style-type: none"> <li>Events, including annual general meeting, results presentations, investors' calls and conferences and earnings calls</li> <li>One-on-one interactions</li> </ul>	Quarterly	<ul style="list-style-type: none"> <li>Financial performance</li> <li>Annual performance, progress plans and new projects</li> <li>Change in governance structure</li> <li>Long-term sustainability strategy</li> <li>Update on business directions</li> <li>Loan covenants</li> <li>Banking facilities</li> <li>Credit ratings</li> </ul>

#### Leadership Indicators

1. Provide the processes for consultation between stakeholders and the Board on economic, environmental, and social topics or if consultation is delegated, how is feedback from such consultations provided to the Board.

PCBL actively engages with stakeholders to understand their expectations and gather insights for identifying focus areas in environmental, social, and governance (ESG) interventions. The Company incorporates stakeholders' views and suggestions into its business strategies and addresses their concerns to strengthen internal systems. The responsibility for sustainability discussions lies with the board-level CSR Committee and Sustainability and Risk Management Committee. Consultations occur through various functions connecting with different stakeholder groups, and feedback is presented quarterly at Business Review Board meetings attended by the Chairman and leadership team. Decisions are then communicated to stakeholders through relevant functions.

2. Whether stakeholder consultation is used to support the identification and management of environmental, and social topics. If so, provide details of instances as to how the inputs received from stakeholders on these topics were incorporated into policies and activities of the Company.

PCBL maintains regular engagement with a wide range of stakeholders, including investors, shareholders, lenders, suppliers, business partners, the community, employees, and customers. The Company provides essential data and insights to global investors through regular investor presentations, enabling them to make informed decisions. A formal stakeholder engagement process involves direct and detailed consultations with various stakeholder groups to identify critical issues that require immediate attention. Inputs received through stakeholder consultations are presented to the board-level Management Committee to integrate relevant inputs in developing strategies, policies, and goals related to economic, environmental, and social aspects.

**3. Provide details of instances of engagement with, and actions taken to, address the concerns of vulnerable/ marginalised stakeholder groups.**

PCBL conducts a need assessment to identify disadvantaged, vulnerable, and marginalised communities, and then actively involves and supports these communities through its Corporate Social Responsibility initiatives and activities.

The Company strives to enhance the well-being of marginalised and vulnerable communities through its Corporate Social Responsibility efforts, which includes:

- Civil work and development of nearby village
- Community shed constructions and development of the surrounding slum areas
- Contribution towards upliftment of underprivileged persons and students
- Distribution of food packets in the villages impacted caused by flood
- The distribution of food packets was carried out in the villages affected by the flood
- providing education and raising awareness among students from underprivileged backgrounds
- Imparting education and spreading awareness among the underprivileged students

## 5 PRINCIPLE

**Human Rights :** Businesses should respect and promote human rights

Essential Indicators

**1. Employees and workers who have been provided training on human rights issues and policy(ies) of the Company:**

Category	FY 2022-23 (Current Financial Year)			FY 2021-22 (Previous Financial Year)		
	Total (A)	No. of employees/workers covered (B)	% (B/A)	Total (C)	No. of employees/workers covered (D)	% (D/C)
<b>Workers</b>						
<b>Permanent</b>	284	284	100%	291	291	100%
<b>Other Permanent</b>	677	677	100%	734	734	100%
<b>+</b>						
<b>Total Workers</b>	<b>961</b>	<b>961</b>	<b>100%</b>	<b>1025</b>	<b>1025</b>	<b>100%</b>

Category	FY 2022-23 (Current Financial Year)			FY 2021-22 (Previous Financial Year)		
	Total (A)	Equal to Minimum Wage	More than Minimum Wage	Total (D)	Equal to Minimum Wage	More than Minimum Wage
<b>Permanent</b>	894	894	100%	844	844	100%
<b>Male</b>	843	843	100%	796	796	100%
<b>Female</b>	51	51	100%	48	48	100%
<b>Other than Permanent</b>	Nil					
<b>Male</b>	Nil					
<b>Female</b>	Nil					

**2. Details of minimum wages paid to employees and workers:**

Category	FY 2022-23 (Current Financial Year)			FY 2021-22 (Previous Financial Year)		
	Total (A)	Equal to Minimum Wage	More than Minimum Wage	Total (D)	Equal to Minimum Wage	More than Minimum Wage
<b>Permanent</b>	894	894	100%	844	844	100%
<b>Male</b>	843	843	100%	796	796	100%
<b>Female</b>	51	51	100%	48	48	100%
<b>Other than Permanent</b>	Nil					
<b>Male</b>	Nil					
<b>Female</b>	Nil					





Category	FY 2022-23 (Current Financial Year)				FY 2021-22 (Previous Financial Year)					
	Total (A)	Equal to Minimum Wage		More than Minimum Wage		Total (D)	Equal to Minimum Wage		More than Minimum Wage	
		No. (B)	% (B/A)	NI(C)	% (C/A)		% (E/D)	No. (F)	% (F/D)	
<b>Workers</b>										
<b>Permanent</b>	284			284	100%					
<b>Male</b>	283			283	100%	291		291	100%	
<b>Female</b>	1			1	100%	Nil		Nil	Nil	
<b>Other than Permanent</b>	677		Nil	677	100%	Nil		Nil	Nil	
<b>Male</b>	663			663	100%	719		719	100%	
<b>Female</b>	14			14	100%	15		15	100%	

### 3. Details of remuneration/salary/wages paid:

	Male		Female	
	Number	Median remuneration/salary/wages of respective category (₹ in Lakhs)	Number	Median remuneration/salary/wages of respective category (₹ in Lakhs)
Board of Directors (BoD)- Total salary	9	3178	2	28.6
Key Managerial Personnel- Total Salary*	2	353.89	0	-
Employees other than BOD and KMP- median remuneration	841	8.57	51	11.86
Workers- median remuneration	283	4.16	1	6.35

\*Includes KMP other than Managing Director

### 3. Do you have a focal point (Individual/ Committee) responsible for addressing human rights impacts or issues caused or contributed to by the business?

Yes, Human Resource department headed by President -HR & IT, is responsible for addressing human rights impacts or issues caused or contributed to by the business.

### 5. Describe the internal mechanisms in place to redress grievances related to human rights issues.

PCBL has a mechanism in place to receive and address grievances from all its stakeholders including shareholders/investors, regulators, customers, employees, and communities. Any stakeholder having grievance related to human rights issue can raise it through the existing forums.



**Employees:** AI Leena chatbot converses with employees based on a defined set of questions designed to measure the pulse of the teams and define their engagement level, while identifying the gaps. Senior management reaches out to individuals based on the chatbot conversations to address and resolve problems. The adequacy of the grievance mechanisms is regularly reviewed to ensure their effectiveness in addressing employee concerns.



**Community:** To address community grievances, PCBL conducts quarterly meetings with local community representatives. During these meetings, all grievances are recorded and appropriate corrective actions are taken as required. In cases where complaints have been registered with local statutory bodies, representatives from PCBL visit the plant to inspect and verify any non-conformities. If complaints are found to be unsubstantiated, they are withdrawn, but if valid, corrective measures are implemented.



**Government/regulatory authorities:** PCBL engages with government and regulatory authorities to share its intentions, understand concerns and priorities, and work towards mutually beneficial solutions. The Company diligently complies with all applicable regulations in its operating locations and regularly evaluates its performance. Engagements with government officials include annual reports, regulatory filings, meetings on directives and policy development, and regular facility inspections.



**Labour/contractors:** All the grievances of labours are addressed in charter of demand/ long term settlement for five years and contractors sign on it. In addition, plant purchase team meet with contractors regularly in which complaints, if any, are captured and resolved with the help of local IR-Admin



**Investors/lenders:** PCBL's Stakeholders' Relationship Committee specifically focuses on addressing the interests of shareholders, debenture holders, and other security holders. The committee resolves grievances related to share transfers, non-receipt of reports or dividends, issues of new or duplicate certificates, and general meetings. It also reviews measures to facilitate shareholders' exercise of voting rights and adherence to service standards provided by the Registrar & Share Transfer Agent. PCBL takes initiatives to reduce unclaimed dividends and ensure timely receipt of dividend warrants, annual reports, and statutory notices by shareholders.



**External customer:** Complaints are registered in SAP through regional marketing managers and forwarded to plant for Root Cause Analysis (RCA). Corrective and Preventive Action (CAPA) is forwarded to Technical services team through SAP for review, approval and closing the complaints

**6. Number of Complaints on the following made by employees and workers:**

	FY 2022-23 (Current Financial Year)			FY 2021-22 (Previous Financial Year)		
	Filed during the year	Pending resolution at the end of year	Remarks	Filed during the year	Pending resolution at the end of year	Remarks
<b>Sexual Harassment</b>	Nil		No complaint received	Nil		No complaint received
<b>Discrimination at workplace</b>						
<b>Child Labour</b>						
<b>Forced Labour/Involuntary Labour</b>						
<b>Wages</b>						
<b>Other human rights related issues</b>						

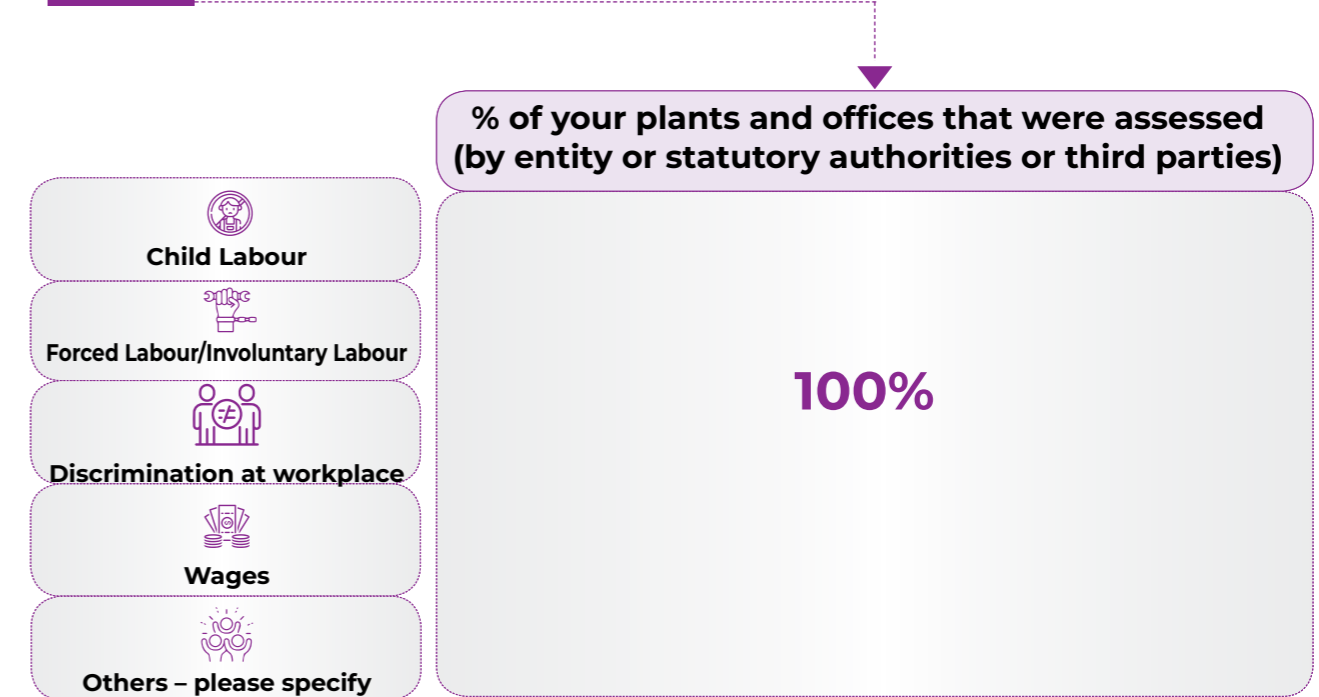
**7. Mechanisms to prevent adverse consequences to the complainant in discrimination and harassment cases.**

PCBL's human rights policy safeguards all its employees and workforce against any kind of discrimination. In accordance to the regulatory requirement, the Company has formed an Internal Complaint Committee to address such incidents as and when reported.

**8. Do human rights requirements form part of your business agreements and contracts?**

Yes, all the human rights related requirements are explicitly mentioned in the agreements and contracts entered into with the value chain partners and are mentioned in the Human rights policy.

**9. Assessments for the year:**



*Note: All the plants and offices have been internally assessed during the year*

**10. Provide details of any corrective actions taken or underway to address significant risks/concerns arising from the assessments at Question 9 above.**

Not applicable

**Leadership Indicators**

**1. Details of a business process being modified/introduced as a result of addressing human rights grievances/complaints.**

None of the Company's business process required any modification introduced as a result of addressing human rights grievances/complaints.

**2. Details of the scope and coverage of any Human rights due diligence conducted.**


PCBL has not conducted any due diligence on Human rights issues. However, its human rights policy, formulated in line with internationally recognised frameworks including the Social Accountability 8000 International Standard and its associated international instruments, is applicable to all its value chain partners. The policy covers different components as compliance to labour laws, continuous engagement with stakeholders on human rights and related matters, diversity at workplace, harassment free workplace, and grievance mechanisms. While the policy highlights the key points of what it intends to achieve, it also mentions that HR department shall be reviewing and updating standards on social policies, and for providing guidance and support to all concerned.

**3. Is the premise/office of the Company accessible to differently abled visitors, as per the requirements of the Rights of Persons with Disabilities Act, 2016?**

Yes, PCBL offices have infrastructure for easy and equal access for persons with disabilities, including ramps and special toilets.





**4. Details on assessment of value chain partners:**


Note: Value chain partners have been Internally assessed during the year

**5. Provide details of any corrective actions taken or underway to address significant risks/concerns arising from the assessments at Question 4 above.**

No issues were observed while assessing above points during second party audit at supplier's end.

# 6 PRINCIPLE

**Environment :** Businesses should respect and make efforts to protect and restore the environment

## Essential Indicators

**1. Details of total energy consumption (in Joules or multiples) and energy intensity, in the following format:**

Parameter	FY 2022-23 (Current Financial Year)	FY 2021-22 (Previous Financial Year)
Total electricity consumption (A) [Captive Load i.e. (Process, R&D, admin, except CPP) and CPP auxiliary excluding import]	830872.33 GJ	800548.5 GJ

Parameter	FY 2022-23 (Current Financial Year)	FY 2021-22 (Previous Financial Year)
Total fuel consumption (B) (Diesel)	2236.77 GJ	805.68 GJ
Energy consumption through other sources (C) (Import)	7084.55 GJ	14225.699 GJ
<b>Total energy consumption (A+B+C)</b>	840193.65 GJ	815579.879 GJ
Energy intensity per rupee of turnover (Total energy consumption/ turnover in rupees) GJ/INR	$1.43 \times 10^{-5}$	$1.83 \times 10^{-5}$
Energy intensity (optional) – the relevant metric may be selected by the Company GJ/MT	1.88	1.78

Note: Indicate if any independent assessment/ evaluation/assurance has been carried out by an external agency? (Y/N) If yes, name of the external agency.

Complete energy audit has not yet carried out. However, Total fuel consumption (B) (Diesel- DG set) and Energy consumption through other sources (C) (Import) were verified during the assessment of GHG accounting by TUV India Private Limited (TUVI)

**2. Does the Company have any sites/facilities identified as designated consumers (DCs) under the Performance, Achieve and Trade (PAT) Scheme of the Government of India? (Y/N) If yes, disclose whether targets set under the PAT scheme have been achieved. In case targets have not been achieved, provide the remedial action taken, if any.**

Not applicable



**3. Provide details of the following disclosures related to water, in the following format:**

Parameter	FY 2022-23 (Current Financial Year)	FY 2021-22 (Previous Financial Year)
<b>Water withdrawal by source (in kilolitres)</b>		
(i) Surface water	801290	361717
(ii) Groundwater	912712.15	749357
(iii) Third party water	1507848	1812156
(iv) Seawater/desalinated water	0	0
(v) Others	0	0
<b>Total volume of water withdrawal (in kilolitres) (i + ii + iii + iv + v)</b>	<b>3221850.15</b>	<b>2923230</b>
<b>Total volume of water consumption (in kilolitres)</b>	<b>3187061.92</b>	<b>2920321</b>
Water intensity per rupee of turnover (Water consumed/turnover), (KL/INR)	5.43 x 10 <sup>-5</sup>	6.56 x 10 <sup>-5</sup>
Water intensity (optional) – the relevant metric may be selected by the Company	7.13 KL/MT	6.397 KL/MT

**Note: Indicate if any independent assessment/ evaluation/assurance has been carried out by an external agency? If yes, name of the external agency.**

**No**

**4. Has the Company implemented a mechanism for Zero Liquid Discharge? If yes, provide details of its coverage and implementation.**

PCBL has taken significant steps to ensure sustainable water management practices across its manufacturing plants. All plants are zero liquid discharge (ZLD) compliant and equipped with effluent treatment plant (ETP) facilities. Wastewater generated during the manufacturing processes is treated and reused, promoting water conservation within the business.



At the Palej plant, a water treatment plant (WTP) with a capacity of 1,650 kilolitres per day (KLPD), an ETP with a capacity of 250 KLPD, and a sewage treatment plant (STP) with a capacity of 50 KLPD have been installed. The recycled water from the STP is utilised for gardening purposes, while the recycled water from the ETP is fed back into the water treatment plant for further reuse in operations.



The Mundra plant features an ETP with a capacity of 285 KLPD, a WTP with a capacity of 1,800 KLPD, and an STP with a capacity of 53 KLPD. To replenish groundwater levels, the plant utilises injection-well technology to recharge filtered rainwater. Monitoring groundwater conditions is facilitated through the installation of piezometers to measure pressure at specific depths.



In Durgapur, the plant operates an ETP with a capacity of 500 KLPD. To minimise blowdown water for the cooling tower, a side stream filter has been installed. Additionally, the plant has improved water efficiency by replacing existing reverse cooling water (RCW) pumps with undersized pumps, reducing water wastage and enhancing overall efficiency.



The Kochi plant has an ETP capacity of 130 KLPD. PCBL has implemented a chlorine dioxide (ClO<sub>2</sub>) generator and improved the quality of raw water, resulting in a 10% reduction in total water consumption. The reject water from the ultra-filtration process is reused within the system, further optimising water usage.

**5. Please provide details of air emissions (other than GHG emissions) by the Company:**

Parameter	Please specify unit	FY 2022-23 (Current Financial Year)	FY 2021-22 (Previous Financial Year)*
NOx	Mg/Nm <sup>3</sup>	21	16
SOx	Mg/Nm <sup>3</sup>	78	77
Particulate matter (PM)	Mg/Nm <sup>3</sup>	33.7	37
Persistent organic pollutants (POP)		Not measured	
Volatile organic compounds (VOC)			
Hazardous air pollutants (HAP)			
Others – please specify			

\*Data for FY 2021-22 has been corrected

**Note: Indicate if any independent assessment/ evaluation/assurance has been carried out by an external agency? If yes, name of the external agency.**

Yes. The below mentioned external agencies have conducted the evaluation:

- Green Vision
- Qualissure Laboratory Services
- Envirodesigns Eco Labs
- Eco-clean Consulting Services
- Aqua-Air Environmental Engineers Private Limited
- Mitra S.K. Private Limited





**6. Provide details of greenhouse gas emissions (Scope 1 and Scope 2 emissions) & its intensity, in the following format:**

Parameter	Unit	FY 2022-23 (Current Financial Year)	FY 2021-22 (Previous Financial Year)
<b>Total Scope 1 emissions</b> (Break-up of the GHG into CO <sub>2</sub> , CH <sub>4</sub> , N <sub>2</sub> O, HFCs, PFCs, SF <sub>6</sub> , NF <sub>3</sub> , if available)	Metric tonnes of CO <sub>2</sub> equivalent	709970	635210.11
<b>Total Scope 2 emissions</b> (Break-up of the GHG into CO <sub>2</sub> , CH <sub>4</sub> , N <sub>2</sub> O, HFCs, PFCs, SF <sub>6</sub> , NF <sub>3</sub> , if available)	Metric tonnes of CO <sub>2</sub> equivalent	1688	3502.17
<b>Total Scope 1 and Scope 2 emissions per rupee of turnover</b>	tCO <sub>2</sub> -e/INR	1.212 x 10 <sup>-5</sup>	1.436 x 10 <sup>-5</sup>
<b>Total Scope 1 and Scope 2 emission intensity</b> (optional) – the relevant metric may be selected by the Company	tCO <sub>2</sub> -e/MT	1.59	1.39

**7. Does the Company have any project related to reducing Green House Gas emission? If Yes, then provide details.**

PCBL has implemented various initiatives in renewable energy, resulting in a decrease in traditional electricity consumption and a subsequent reduction in greenhouse gas (GHG) emissions. In FY 2022-23, PCBL exported 365,930.64 MWh of electricity generated from waste gas through heat recovery to the grid, displacing approximately 298,233.47 tCO<sub>2</sub>e of grid electricity. The Company conducted a carbon footprint assessment according to ISO 14064-1:2018, ISAE 3410 (GHGs), and GHG protocol during the same fiscal year to analyze energy consumption patterns and develop corresponding mitigation plans. PCBL's efforts include installing a 7 MW power plant at its Kochi manufacturing site, implementing a new reactor design at three plants to enhance quality consistency and decrease CO<sub>2</sub> emissions per tonne of carbon black produced, and introducing Air Preheater (APH) and oil preheater management programmes to improve heat recovery and reduce the carbon footprint. Co-ordination with procurement team was also done to further economise purchase of feedstock and for greater use of local and alternative suppliers.

\*Grid Emission factor: 0.815 t CO<sub>2</sub>/MWh (CEA user guide Version 18, 2022)

**8. Provide details related to waste management by the Company:**

Total Waste Generated (in metric tons)	FY 2022-23 (Current Financial Year)	FY 2021-22 (Previous Financial Year)**
Plastic waste (A)	144.55	64.60
E-waste (B)	1.83	4.40
Bio-medical waste (C)	0.02	0
Construction and demolition waste (D)	0	0
Battery waste (E)	2.93	3.1
Radioactive waste (F)	0	0
Other Hazardous waste. Please specify, if any. (G)	1883.08	726.10
Other Non-hazardous waste generated (H). Please specify, if any. (Break-up by composition i.e. by materials relevant to the sector)	1961.68	47.80
<b>Total (A+B + C + D + E + F + G + H)</b>	<b>3994.07*</b>	<b>846.00</b>

**For each category of waste generated, total waste recovered through recycling, re-using or other recovery operations (in metric tonnes)**

Category of waste	FY 2022-23 (Current Financial Year)	FY 2021-22 (Previous Financial Year)**
(i) Recycled		
(ii) Re-used		
(iii) Other recovery operations		
<b>Total</b>		Nil

**For each category of waste generated, total waste disposed by nature of disposal method (in metric tonnes)**

Category of waste	FY 2022-23 (Current Financial Year)	FY 2021-22 (Previous Financial Year)**
(i) Incineration	0	8.5
(ii) Landfilling	1742.31	499.4
(iii) Other disposal operations	2127.86	154.7
<b>Total</b>	<b>3870.17*</b>	<b>663</b>

\*In FY 2022-23 we have included the quantity of waste (approx. 2045 MT) sold to third-party for the use at their end; these are mainly metal scrap, refractory, plastics etc.

\*\*Data for FY 2021-22 has been corrected.

**Note:** Indicate if any independent assessment/ evaluation/assurance has been carried out by an external agency? If yes, name of the external agency - No

**9. Briefly describe the waste management practices adopted in your establishments. Describe the strategy adopted by your Company to reduce usage of hazardous and toxic chemicals in your products and processes and the practices adopted to manage such wastes.**

PCBL has a systematic approach to waste management, categorising wastes into hazardous and non-hazardous types and further classifying them by specific categories. The Company ensures proper disposal methods for each type of waste, adhering to guidelines from Pollution Control Boards and regulatory bodies.

- Focussed Improvement Projects (FIPs) are implemented to reduce waste generation at the source, while a centralised scrapyards at the Kochi plant facilitates proper segregation and disposal of waste.
- A dedicated team oversees scrap management and conducts awareness training for employees.
- Comprehensive waste management standard operating procedures (SOP) have been developed to guide the process.

PCBL emphasises employee awareness through virtual and classroom training sessions, educating them on waste generation, disposal, and the impact on health, safety, and the environment. The Company also accounts for wastes sold to third parties. These initiatives demonstrate PCBL's commitment to responsible waste management and environmental sustainability.

10. If the Company has operations/offices in/around ecologically sensitive areas (such as national parks, wildlife sanctuaries, biosphere reserves, wetlands, biodiversity hotspots, forests, coastal regulation zones etc.) where environmental approvals/clearances are required, please specify details:

S. No.	Location of operations/offices	Type of operations	Whether the conditions of environmental approval/clearance are being complied with? (Y/N) If no, the reasons thereof and corrective action taken, if any.
Not Applicable			

11. Details of environmental impact assessments of projects undertaken by the Company based on applicable laws, in the current financial year:

Name and brief details of project	
EIA Notification No.	
Date	
Whether conducted by independent external agency (Yes/No)	
Results communicated in public domain (Yes/No)	
Relevant Web Link	

12. Is the Company compliant with the applicable environmental law/ regulations/ guidelines in India; such as the Water (Prevention and Control of Pollution) Act, Air (Prevention and Control of Pollution) Act, Environment protection act and rules thereunder. If not, provide details of all such non-compliances:

PCBL's existing operations/offices comply with applicable environmental regulations and operate as per Consent to Operate (CTO) conditions from the Central and State Pollution Control Boards.

#### Leadership Indicators

1. Provide break-up of the total energy consumed (in Joules or multiples) from renewable and non-renewable sources :-

Parameter	FY 2022-23 (Current Financial Year)	FY 2021-22 (Previous Financial Year)
<b>From renewable sources</b>		
Total electricity consumption (A) [Captive Load i.e (Process, R&D, admin etc except CPP) and CPP auxiliary excluding import]	830872.33 GJ	800548.49 GJ
Total fuel consumption (B)	0	0
Energy consumption through other sources (C)	0	0
<b>Total energy consumed from renewable sources (A+B+C)</b>	830872.33 GJ	800548.49 GJ
<b>From non-renewable sources</b>		
Total electricity consumption (D) Import from grid MWH	7084.55 GJ	14225.699 GJ
Total fuel consumption (B) (Diesel)	2236.77 GJ	805.68 GJ
Energy consumption through other sources (C)	0	0
<b>Total energy consumed from non-renewable sources (D+E+F)</b>	9321.32 GJ	15031.379 GJ

Note: Indicate if any independent assessment/ evaluation/assurance has been carried out by an external agency? If yes, name of the external agency.

No

2. Provide the following details related to water discharged:

Parameter	FY 2022-23 (Current Financial Year)	FY 2021-22 (Previous Financial Year)
Water discharge by destination and level of treatment (in kilolitres)	Nil  All the units of PCBL are Zero Liquid Discharge compliant.	
(i) To Surface water		
- No treatment		
- With treatment – please specify level of treatment		
(ii) To Groundwater		
- No treatment		
- With treatment – please specify level of treatment		
(iii) To Seawater		
- No treatment		
- With treatment – please specify level of treatment		
(iv) Sent to third-parties		
- No treatment		
- With treatment – please specify level of treatment		
(v) Others		
- No treatment		
- With treatment – please specify level of treatment		
<b>Total water discharged (in kilolitres)</b>		

Note: Indicate if any independent assessment/ evaluation/assurance has been carried out by an external agency? (Y/N) If yes, name of the external agency.

No

3. Water withdrawal, consumption and discharge in areas of water stress (in kilolitres):



For each facility/plant located in areas of water stress, provide the following information:

- (i) Name of the area: Palej and Mundra
- (ii) Nature of operations: Manufacturing of Carbon Black

(iii) Water withdrawal, consumption and discharge in the following format:

Parameter	FY 2022-23 (Current Financial Year)	FY 2021-22 (Previous Financial Year)
<b>Water withdrawal by source (in kilolitres)</b>		
(i) Surface water	393910	361717
(ii) Groundwater	824856.3	644361
(iii) Third party water	21792	0
(iv) Seawater/desalinated water	0	0
(v) Others	0	0
<b>Total volume of water withdrawal (in kilolitres)</b>	1240558.3	1006078



Parameter	FY 2022-23 (Current Financial Year)	FY 2021-22 (Previous Financial Year)
<b>Total volume of water consumption (in kilolitres)</b>	1223466.92	1004273
<b>Water intensity per rupee of turnover (Water consumed/turnover) (KL/INR)</b>	2.08 x 10 <sup>-5</sup>	2.26 x 10 <sup>-5</sup>
<b>Water intensity (optional) – the relevant metric may be selected by the Company (KL/MT)</b>	2.74	2.20
<b>Water discharge by destination and level of treatment (in kilolitres)</b>	Nil  All the units of PCBL are Zero Liquid Discharge compliant.	
(i) Into Surface water		
- No treatment		
- With treatment – please specify level of treatment		
(ii) Into Groundwater		
- No treatment		
- With treatment – please specify level of treatment		
(iii) Into Seawater		
- No treatment		
- With treatment – please specify level of treatment		
(iv) Sent to third-parties		
- No treatment		
- With treatment – please specify level of treatment		
(v) Others		
- No treatment		
- With treatment – please specify level of treatment		
<b>Total water discharged (in kilolitres)</b>		

Note: Indicate if any independent assessment/evaluation/assurance has been carried out by an external agency? (Y/N) If yes, name of the external agency.

No

#### 4. Please provide details of total Scope 3 emissions & its intensity:

Parameter	Unit	FY 2022-23 (Current Financial Year)	FY 2021-22 (Previous Financial Year)
<b>Total Scope 3 emissions</b> (Break-up of the GHG into CO <sub>2</sub> , CH <sub>4</sub> , N <sub>2</sub> O, HFCs, PFCs, SF <sub>6</sub> , NF <sub>3</sub> , if available)	Metric tonnes of CO <sub>2</sub> equivalent	156887	162850.99
Total Scope 3 emissions per rupee of turnover	tCO <sub>2</sub> e/INR	2.67x10 <sup>-6</sup>	3.66x10 <sup>-6</sup>
<b>Total Scope 3 emission intensity (optional) – the relevant metric may be selected by the Company</b>	tCO <sub>2</sub> e/MT	0.35	0.357

Note: Indicate if any independent assessment/evaluation/assurance has been carried out by an external agency? (Y/N) If yes, name of the external agency.

Yes, independent assessment/evaluation/assurance has been carried out by TUV India Private Limited (TUVI).

#### 5. With respect to the ecologically sensitive areas reported at Question 10 of Essential Indicators above, provide details of significant direct & indirect impact of the Company on biodiversity in such areas along-with prevention and remediation activities.

Not Applicable

#### 6. If the Company has undertaken any specific initiatives or used innovative technology or solutions to improve resource efficiency, or reduce impact due to emissions/effluent discharge/waste generated, please provide details of the same as well as outcome of such initiatives:

A robust and scalable infrastructure for R&D activities has been put in place.

Sr. No	Initiative undertaken	Details of the initiative (Web-link, if any, may be provided along-with summary)	Outcome of the initiative
1	<b>Infrastructure:</b> Utilisation of waste gas (Tail gas) to generate green energy through heat recovery	In FY22-23, a plant of capacity 7 MW has been installed at our Kochi Unit	It helps in reducing greenhouse gas emissions by utilising a previously unused resource. It also contributes to cost savings by offsetting the need for additional energy sources.
2	<b>Operations:</b> Flame profiling of reactors	Flame profiling done to measure the composition, flame pattern and energy distribution after combustion	Better combustion efficiency and higher refractory life.
3	<b>Technology:</b> Installation of High Pressure SFS pump in Mundra	High Pressure SFS pumps have been installed in Mundra; the pipelines, Controlling Equipment and Measuring Equipment for Pressure, Flow and Temperature of the oil have been upgraded.	Improved Combustion Process Efficiency and Yield.
4	Installation of High Pressure Water Pump	High Pressure Water pumps have been installed in Mundra. Lines and Equipment were upgraded	Improved the Quality of the Product and Yield. Hence less waste generation, better utilization of Raw material, Productivity Improvement.
5	Installation of LGM	Long Gap Mill is installed in the Conveying line of Palej	Improved Quality and Reduced Waste Generation because of poor quality.
6	Product Cooler Surface has been increased	In order to improve Product Cooler efficiency, surface area was increased to increase Heat Transfer through Convection.	Improved the performance of Product Cooler. It improved the quality and less off-spec for high temperature, Lumps, etc. Reduced bag damage and waste generation because of high temperature of the product
7	Installation of High Pressure Compressor	High Pressure Compressor has been installed in Durgapur for Reactor atomising system	Improved atomisation, enhance reactor performance, increase productivity, and optimise reaction conditions

**7. Does the Company have a business continuity and disaster management plan?**

PCBL has approved On-Site Emergency Plans/Disaster Management Plans for all its sites. These plans identify potential natural or man-made disasters, associated risks, and necessary preparations. They cover emergencies such as fire, explosions, toxic releases, and natural calamities. The plans include contact details and emergency response team members. Roles and responsibilities are clearly defined and communicated to employees. Mock drills are conducted periodically to assess preparedness and enable faster response in case of incidents, minimising human and asset losses. Debriefing sessions are held to identify areas for improvement. These plans ensure proactive measures are in place to mitigate risks and enhance overall emergency response capabilities.

**8. Disclose any significant adverse impact to the environment, arising from the value chain of the Company. What mitigation or adaptation measures have been taken by the Company in this regard?**

PCBL recognises that its value chain can have negative environmental effects, including air and water pollution, solid waste generation, and high energy consumption. To address these concerns, the Company has implemented a procurement process that integrates ethical, environmental, and social considerations. PCBL actively collaborates with its suppliers to raise awareness about environmental issues and encourages the adoption of sustainable practices. The Company takes specific actions to reduce greenhouse gas emissions, pollutants, and water consumption, while promoting the use of renewable energy sources. Audits are conducted to ensure suppliers adhere to emission and water reduction requirements. PCBL also advocates for the use of substitutes for hazardous materials and emphasises proper waste management practices. Efforts are made to minimise waste sent to landfills and explore alternative disposal methods. Digital processes are encouraged to reduce paper usage and streamline operations. Additionally, PCBL promotes optimised packaging materials and loadability to minimise environmental impact. The Company implements coastal movement of materials to decrease greenhouse gas emissions from road transportation. Furthermore, PCBL engages with major raw material suppliers and supports the growth of small and medium-sized local businesses in the carbon black industry. These initiatives demonstrate PCBL's dedication to responsible and sustainable practices across its value chain.

**9. Percentage of value chain partners (by value of business done with such partners) that were assessed for environmental impacts.**

During FY 2022-23, 59% of our total suppliers by value of PCBL were assessed.

# 7 PRINCIPLE

**Policy Advocacy:** Businesses, when engaging in influencing public and regulatory policy, should do so in a manner that is responsible and transparent

## Essential Indicators

**1. a. Number of affiliations with trade and industry chambers/ associations**

During the year, PCBL had active affiliations with 8 such trade and industry chambers/associations.

**b. List the top 10 trade and industry chambers/ associations (determined based on the total members of such body) the Company is a member of/ affiliated to :**

Sl. No.	Name of the trade and industry chambers/ associations	Reach of trade and industry chambers/ associations (State/National)
1	Indian Chamber of Commerce (ICC)	National
2	Federation of Indian Chambers of Commerce & Industry (FICCI)	
3	Confederation of Indian Industry (CII)	
4	The Associated Chambers of Commerce & Industry of India (ASSOCHAM)	
5	All India Management Association (AIMA)	
6	Federation of Indian Export Organisations (FIEO)	
7	Basic Chemicals, Cosmetics & Dyes Export Promotion Council (CHEMEXCIL) [arrange these organisations]	
8	Bengal Chamber of Commerce and Industry (BCC&I)	

**2. Provide details of corrective action taken or underway on any issues related to anti-competitive conduct by the Company, based on adverse orders from regulatory authorities.**

Name of authority	Brief of the case	Corrective action taken
N.A.	N.A.	N.A.

The Company has not engaged in any anti-competitive conduct.

## Leadership Indicators

**1. Details of public policy positions advocated by the Company:**

Sl. No.	Public policy advocated	Method resorted for such advocacy	Whether information available in public domain? (Yes/No)	Frequency of review by board (annually/ half-yearly/quarterly/ others - please specify)	Web link, if available
No such positions advocated					



# 8 PRINCIPLE

**Inclusive Growth:** Businesses should promote inclusive growth and equitable development

## Essential Indicators

### 1. Details of Social Impact Assessments (SIA) of projects undertaken by the Company based on applicable laws, in the current financial year.

Not Applicable

### 2. Provide information on project(s) for which ongoing Rehabilitation and Resettlement (R&R) is being undertaken by your Company:

Sl. No.	Name of Project for which R&R is ongoing	State	District	No. of Project Affected Families (PAFs)	% of PAFs covered by R&R	Amounts paid to PAFs in the FY (In RS.)
Not Applicable						

### 3. Describe the mechanisms to receive and redress grievances of the community.

PCBL's CSR Committee at the Board level oversees CSR activities, along with the corporate CSR team. Plant-level CSR teams handle stakeholder grievances and engage with the community directly or through implementing agencies. Grievances received are communicated to the CSR team and discussed with the board-level committee in quarterly meetings. Resolutions are then conveyed back to the community members or their representatives.

### 4. Percentage of Input material (inputs to total inputs by value) sourced from suppliers:

	FY 2022-23 (Current Financial Year)	FY 2021-22 (Previous Financial Year)
Directly sourced from MSMEs/ small producers	4.94%	1.73%
Sourced directly from within the district and neighbouring districts	13%	5.1%

## Leadership Indicators

### 1. Provide details of actions taken to mitigate any negative social impacts identified in the Social Impact Assessments (Reference: Question 1 of Essential Indicators above):

Not applicable.

### 2. Provide the following information on CSR projects undertaken by your Company in designated aspirational districts as identified by government bodies:

S. No.	State	Aspirational District	Amount spent (In RS.)
1.	Gujarat	Kutch, Bharuch	The total amount spent breakup is provided in the Annual Report on CSR activities of the Company provided under Annexure-C of the Annual Report.
2.	West Bengal	Kolkata, Burdwan	
3.	Kerala	Ernakulum	
Total			

### 3. (a) Do you have a preferential procurement policy where you give preference to purchase from suppliers comprising marginalised /vulnerable groups? - No

(b) From which marginalized/vulnerable groups do you procure? - Not applicable

(c) What percentage of total procurement (by value) does it constitute? - Not applicable

PCBL recognises the importance of small and medium-sized suppliers (LMS) and has implemented mechanisms and policies to support their growth. LMS in the carbon black industry face challenges due to limited infrastructure and capabilities. To address this, PCBL has established a strategic development roadmap for local manufacturing, specifically for packaging, machineries, and spares. The Company now procures paper bags locally for automatic packaging machines instead of importing them. They have also developed local manufacturers for various machineries and spares through knowledge sharing and technology transfer. The goal is to meet international standards and reduce dependence on imports. PCBL is actively working on developing APH locally, a crucial equipment in the carbon black manufacturing process. These initiatives contribute to the growth and development of local suppliers while ensuring quality and reliability in the supply chain.

### 4. Details of the benefits derived and shared from the intellectual properties owned or acquired by your Company (in the current financial year), based on traditional knowledge:

Not Applicable

### 5. Details of corrective actions taken or underway, based on any adverse order in intellectual property related disputes wherein usage of traditional knowledge is involved:

Not Applicable

### 6. Details of beneficiaries of CSR Projects:

S. No.	CSR Project	No. of persons benefitted from CSR Projects	% of beneficiaries from vulnerable and marginalised groups
1	Facilitating and Imparting Education among the underprivileged students		



S. No.	CSR Project	No. of persons benefitted from CSR Projects	% of beneficiaries from vulnerable and marginalised groups
2	Contribution towards upliftment of underprivileged persons and students	43,900 persons	100%
3	Contribution towards house-keeping work in the village areas		
4	Contribution towards community shed constructions and development of the surrounding slum areas in and around the Plant		
5	Medical care for cancer treatment and other medical aids to the disadvantaged sections of the society		
6	Distribution of flags under the Har Ghar Tiranga Campaign		
7	Construction and development of roads and water storage tank in the surrounding village areas		
8	Distribution of food packets in the surrounding village areas due to flood		
9	Contribution towards cow fodder and developing green belt outside the plant premises and the surrounding village areas		
10	Contribution towards athletic tournament, distribution of sports kits among children		
11	Contribution towards distribution of sports kit among children		
12	Civil work and development of nearby village		

## 9 PRINCIPLE

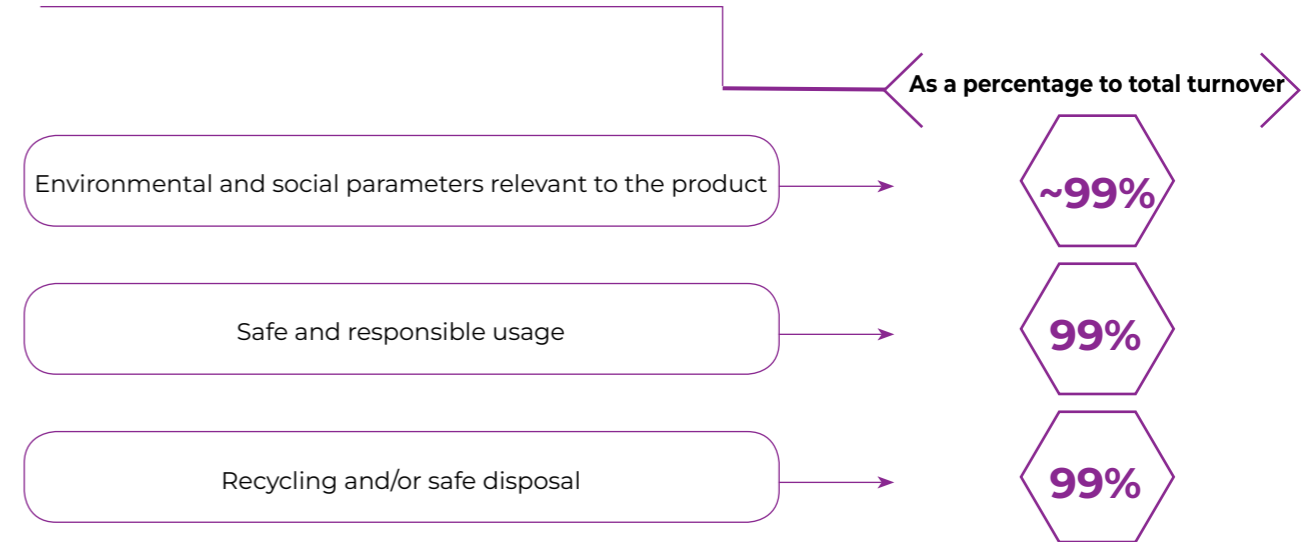
**Customer/Consumer Value:** Businesses should engage with and provide value to their consumers in a responsible manner

### Essential Indicators

#### 1. Describe the mechanisms in place to receive and respond to consumer complaints and feedback.

Customer complaints are logged in the SAP system with relevant details and forwarded to the Technical Services (TS) coordinator. The complaint is reviewed by the functional head of the plant, and if justified, immediate containment actions are taken. Root cause analysis is conducted by a Cross Functional Team (CFT), and an action plan is sent for approval. The RCA/CAPA report is reviewed and shared with the TS coordinator. Once closed in SAP, a system-generated email with the RCA report is sent to the marketing team for customer submission. Timely resolution is targeted within 15 days, and feedback is collected post-resolution to address customer concerns and improve satisfaction.

#### 2. Turnover of products and/ services as a percentage of turnover from all products/service that carry information about:




#### 3. Number of consumer complaints in respect of the following:

	FY 2022-23 Current Financial Year		Remarks	FY 2021-22 Previous Financial Year		Remarks
	Received during the year	Pending resolution at end of year		Received during the year	Pending resolution at end of year	
Data privacy	Nil	0	No Complaints received	Nil	0	No Complaints received
Advertising						
Cyber-security						
Delivery of essential services	19	0	All complaints were duly resolved during the financial year	58	0	All complaints were duly resolved during the financial year
Restrictive Trade Practices						
Unfair Trade Practices						
Others*	19	0	All complaints were duly resolved during the financial year	58	0	All complaints were duly resolved during the financial year

\* Reported customer complaints are related to product processing and application.

#### 4. Details of instances of product recalls on account of safety issues:

There were no product recalls during the reporting year.



**5. Does the Company have a framework/ policy on cyber security and risks related to data privacy? If available, provide a web-link of the policy.**

PCBL has implemented an End User Mobility & Data Security Policy available on their internal Employee Portal. They follow ISMS guidelines and utilise the SAP Document Management System to store critical documents securely. The Sapphire IMS platform is used for IT incident logging and asset management, improving support and governance. They have successfully completed a SAP DR Drill in Amazon Singapore Server, enhancing IT team confidence in data security and availability during disasters, while saving costs. The initiatives ensure data confidentiality, integrity, availability, and efficient IT management. PCBL also has in place a Cyber Security Insurance to handle any impact of residual risks. PCBL has a designated CISCO and is embarking on the journey of adopting the latest version of ISMS:ISO27001.

**6. Provide details of any corrective actions taken or underway on issues relating to advertising, and delivery of essential services; cyber security and data privacy of customers; re-occurrence of instances of product recalls; penalty/action taken by regulatory authorities on safety of products/services.**

Not applicable as no such issue and incident has been reported during the reporting period.

Leadership Indicators

**1. Channels/platforms where information on products and services of the Company can be accessed (provide web link, if available).**

The product related information can be accessed at Company's website at -<https://www.pcblltd.com>

**2. Steps taken to inform and educate consumers about safe and responsible usage of products and/or services.**

Safety Data Sheet (SDS) containing all the relevant information is available on Safety Data Sheet (SDS) - PCBL Limited ([pcblltd.com](http://pcblltd.com)) and also communicated to customers separately.

**3. Mechanisms in place to inform consumers of any risk of disruption/discontinuation of essential services.**

The information related to any risk of disruption/discontinuation of essential services is communicated to consumers through e-mails.

**4. Does the Company display product information on the product over and above what is mandated as per local laws? If yes, provide details in brief. Did your Company carry out any survey with regard to consumer satisfaction relating to the major products/services of the Company, significant locations of operation of the Company as a whole?**

PCBL places a high priority on customer satisfaction and goes the extra mile to provide additional product information. They issue Certificates of Analysis (COA) to customers, capturing details of material quality and manufacturing information. The product packaging includes essential information such as grade, manufacturing unit, quantity, date of manufacturing, batch number, bag number, company name, and handling instructions.

To ensure customer engagement and address queries or concerns, PCBL conducts virtual meetings using platforms like Microsoft Teams, Google Meet, and Zoom. They also make courtesy visits to customers and channel partners, attend trade shows, conferences, and maintain regular telephonic discussions. Major customers in the international market are visited quarterly, while tyre customers are visited weekly, non-tyre customers monthly or bi-monthly, and retail customers every 3 to 6 months.

PCBL has established a robust complaint handling system and customer-specific requirement management system through SAP. They utilise assigned web portals to effectively address and mitigate customer grievances, risks, and disagreements. Regular participation in market-specific trade shows and national and international conferences further strengthens their customer engagement efforts.

**5. Provide the following information relating to data breaches:**

- a. Number of instances of data breaches along-with impact → **None**
- b. Percentage of data breaches involving personally identifiable information of customers → **None**

For and on behalf of the Board

**Dr. Sanjiv Goenka**  
Chairman  
(DIN: 00074796)

Place: Kolkata  
Date: 15 May, 2023

## INDEPENDENT AUDITOR'S REPORT

To the Members of PCBL Limited

**Report on the Audit of the Standalone Financial Statements**

**Opinion**

We have audited the accompanying standalone financial statements of PCBL Limited ("the Company"), which comprise the Balance sheet as at March 31, 2023, the Statement of Profit and Loss, including the Statement of Other Comprehensive Income, the Cash Flow Statement and the Statement of Changes in Equity for the year then ended, and notes to the standalone financial statements, including a summary of significant accounting policies and other explanatory information.

In our opinion and to the best of our information and according to the explanations given to us, the aforesaid standalone financial statements give the information required by the Companies Act, 2013, as amended ("the Act") in the manner so required and give a true and fair view in conformity with the accounting principles generally accepted in India, of the state of affairs of the Company as at March 31, 2023, its profit including other comprehensive income, its cash flows and the changes in equity for the year ended on that date.

**Basis for Opinion**

We conducted our audit of the standalone financial statements in accordance with the Standards on Auditing (SAs), as specified under section 143(10) of the Act. Our responsibilities under those Standards are further described in the 'Auditor's Responsibilities for the Audit of the Standalone Financial Statements' section of our report. We are independent of the Company in accordance with the 'Code of Ethics' issued by the Institute of Chartered Accountants of India together with the ethical requirements that are relevant to our audit of the financial statements under the provisions of the Act and the Rules thereunder, and we have fulfilled our other ethical responsibilities in accordance with these requirements and the

Code of Ethics. We believe that the audit evidence we have obtained is sufficient and appropriate to provide a basis for our audit opinion on the standalone financial statements.

**Key Audit Matters**

Key audit matters are those matters that, in our professional judgment, were of most significance in our audit of the standalone financial statements for the financial year ended March 31, 2023. These matters were addressed in the context of our audit of the standalone financial statements as a whole, and in forming our opinion thereon, and we do not provide a separate opinion on these matters. For each matter below, our description of how our audit addressed the matter is provided in that context.

We have determined the matters described below to be the key audit matters to be communicated in our report. We have fulfilled the responsibilities described in the Auditor's responsibilities for the audit of the standalone financial statements section of our report, including in relation to these matters. Accordingly, our audit included the performance of procedures designed to respond to our assessment of the risks of material misstatement of the standalone financial statements. The results of our audit procedures, including the procedures performed to address the matters below, provide the basis for our audit opinion on the accompanying standalone financial statements.

Key audit matters	How our audit addressed the key audit matter
<p><b>Provisions for claims &amp; litigations and disclosure of contingent liabilities</b> (as described in Note 11.1 and 24 of the standalone financial statements)</p> <p>The Company is involved in litigations, both for and against the Company, comprising of tax matters, legal compliances and other disputes.</p> <p>The Company assesses the need to make a provision or disclose a contingency on a case-to-case basis considering the underlying facts of each matter, in consultation with its advisors and lawyers. This involves a high level of management judgement and assumptions which impact the risk assessment and consequential provisioning and disclosure of contingencies in the financial statements.</p> <p>This area is significant to our audit, since the completeness and accuracy of accounting and disclosures for contingencies is dependent on such management judgement and assumptions.</p>	<p>Our audit procedures included the following:</p> <ul style="list-style-type: none"> <li>We evaluated and tested the Company's processes and controls for monitoring of such claims, litigations, disputes, compliances and assessment thereof for determining the likely outcome.</li> <li>We read the summary of the litigations prepared by the management and discussed the material cases to determine the Company's assessment of the likelihood and magnitude of any liability that may arise.</li> <li>We obtained independent legal confirmations from the concerned lawyers, where applicable, to seek their opinion on the status of such litigations and checked the management judgement and assumptions</li> <li>We discussed with the management, including the Company's internal tax experts and head of legal matters to understand the basis of management's judgements and estimates.</li> <li>We obtained risk assessment of tax litigations from our tax specialists to assess management's judgements and assumptions on such matters.</li> <li>We read the minutes of the board meetings and tested the Company's legal expenses to determine the completeness of claims, disputes and litigations.</li> <li>We tested the adequacy of disclosures in the standalone financial statements.</li> <li>We also obtained necessary representation from the management in regard to provisioning and disclosure in respect of the claims and litigation.</li> </ul>
<p><b>Fair Valuation of investments in unquoted equity and preference shares</b> (as described 4(a) of the standalone financial statements)</p>	

Key audit matters	How our audit addressed the key audit matter
<p>The Company has fair valued its non-current investments in unquoted equity and preference shares of few companies as at the year end.</p> <p>Determining the fair value of such unquoted investments requires valuation techniques which has been performed by independent valuation experts, applying applicable valuation methodologies.</p> <p>These investments, being material to these financial statements, was determined to be a key audit matter in our audit.</p>	<p>Our audit procedures included the following:</p> <ul style="list-style-type: none"> <li>We obtained the last audited financial statements for the year ended March 31, 2022, and the unaudited management certified trial balance for the year ended March 31, 2023, where relevant, of the investee companies and traced the composition of the net asset value of such investee companies used in fair valuation exercise, to the same.</li> <li>We read such financial information to determine any matters which should have been considered for the valuation exercise and discussed with the management for the year ended March 31, 2023, if there are any other significant developments since the last audited financial statements.</li> <li>We compared the fair valuation of such investments as on March 31, 2023, with the fair valuation as on March 31, 2022, and discussed with the concerned valuer and the management the reasons for changes to such fair valuation.</li> <li>Further, we obtained Independence confirmation from the concerned valuers and assessed their competence.</li> </ul> <p>We also obtained suitable management representation as regards the fair valuation of these investments.</p>

We have determined that there are no other key audit matters to communicate in our report.

#### Information Other than the Financial Statements and Auditor's Report Thereon

The Company's Board of Directors is responsible for the other information. The other information comprises the information included in the Management Discussion and Analysis, Board's Report including Annexures to Board's Report, Business Responsibility and Sustainability Report, Corporate Governance and Shareholder's Information, but does not include the standalone financial statements and our auditor's report thereon.

Our opinion on the standalone financial statements does not cover the other information and we do not express any form of assurance conclusion thereon.

In connection with our audit of the standalone financial statements, our responsibility is to read the other information and, in doing so, consider whether such other information is materially inconsistent with the financial statements or our knowledge obtained in the audit or otherwise appears to be materially misstated. If, based on the work we have performed, we conclude that there is

a material misstatement of this other information, we are required to report that fact. We have nothing to report in this regard.

#### Responsibilities of Management for the Standalone Financial Statements

The Company's Board of Directors is responsible for the matters stated in section 134(5) of the Act with respect to the preparation of these standalone financial statements that give a true and fair view of the financial position, financial performance including other comprehensive income, cash flows and changes in equity of the Company in accordance with the accounting principles generally accepted in India, including the Indian Accounting Standards (Ind AS) specified under section 133 of the Act read with the Companies (Indian Accounting Standards) Rules, 2015, as amended. This responsibility also includes maintenance of adequate accounting records in accordance with the provisions of the Act for safeguarding of the assets of the Company and for preventing and detecting frauds and other irregularities; selection and application of appropriate accounting policies; making judgments



and estimates that are reasonable and prudent; and the design, implementation and maintenance of adequate internal financial controls, that were operating effectively for ensuring the accuracy and completeness of the accounting records, relevant to the preparation and presentation of the standalone financial statements that give a true and fair view and are free from material misstatement, whether due to fraud or error.

In preparing the standalone financial statements, management is responsible for assessing the Company's ability to continue as a going concern, disclosing, as applicable, matters related to going concern and using the going concern basis of accounting unless management either intends to liquidate the Company or to cease operations, or has no realistic alternative but to do so.

Those Board of Directors are also responsible for overseeing the Company's financial reporting process.

#### Auditor's Responsibilities for the Audit of the Standalone Financial Statements

Our objectives are to obtain reasonable assurance about whether the standalone financial statements as a whole are free from material misstatement, whether due to fraud or error, and to issue an auditor's report that includes our opinion. Reasonable assurance is a high level of assurance, but is not a guarantee that an audit conducted in accordance with SAs will always detect a material misstatement when it exists. Misstatements can arise from fraud or error and are considered material if, individually or in the aggregate, they could reasonably be expected to influence the economic decisions of users taken on the basis of these standalone financial statements.

As part of an audit in accordance with SAs, we exercise professional judgment and maintain professional skepticism throughout the audit. We also:

- Identify and assess the risks of material misstatement of the standalone financial statements, whether due to fraud or error, design and perform audit procedures responsive to those risks, and obtain audit evidence that is sufficient and appropriate to provide a basis for our opinion. The risk of not detecting a material misstatement resulting from fraud is higher than for one resulting from error, as fraud may involve collusion, forgery, intentional omissions, misrepresentations, or the override of internal control.

- Obtain an understanding of internal control relevant to the audit in order to design audit procedures that are appropriate in the circumstances. Under section 143(3)(i) of the Act, we are also responsible for expressing our opinion on whether the Company has adequate internal financial controls with reference to financial statements in place and the operating effectiveness of such controls.
- Evaluate the appropriateness of accounting policies used and the reasonableness of accounting estimates and related disclosures made by management.
- Conclude on the appropriateness of management's use of the going concern basis of accounting and, based on the audit evidence obtained, whether a material uncertainty exists related to events or conditions that may cast significant doubt on the Company's ability to continue as a going concern. If we conclude that a material uncertainty exists, we are required to draw attention in our auditor's report to the related disclosures in the financial statements or, if such disclosures are inadequate, to modify our opinion. Our conclusions are based on the audit evidence obtained up to the date of our auditor's report. However, future events or conditions may cause the Company to cease to continue as a going concern.
- Evaluate the overall presentation, structure and content of the standalone financial statements, including the disclosures, and whether the standalone financial statements represent the underlying transactions and events in a manner that achieves fair presentation.

We communicate with those charged with governance regarding, among other matters, the planned scope and timing of the audit and significant audit findings, including any significant deficiencies in internal control that we identify during our audit.

We also provide those charged with governance with a statement that we have complied with relevant ethical requirements regarding independence, and to communicate with them all relationships and other matters that may reasonably be thought to bear on our independence, and where applicable, related safeguards.

From the matters communicated with those charged with governance, we determine those matters that were of most significance in the audit of the standalone financial statements for the financial year ended March 31, 2023 and are therefore the key

audit matters. We describe these matters in our auditor's report unless law or regulation precludes public disclosure about the matter or when, in extremely rare circumstances, we determine that a matter should not be communicated in our report because the adverse consequences of doing so would reasonably be expected to outweigh the public interest benefits of such communication.

#### Report on Other Legal and Regulatory Requirements

- As required by the Companies (Auditor's Report) Order, 2020 ("the Order"), issued by the Central Government of India in terms of sub-section (11) of section 143 of the Act, we give in the "Annexure 1" a statement on the matters specified in paragraphs 3 and 4 of the Order.
- As required by Section 143(3) of the Act, we report that:
  - We have sought and obtained all the information and explanations which to the best of our knowledge and belief were necessary for the purposes of our audit;
  - In our opinion, proper books of account as required by law have been kept by the Company so far as it appears from our examination of those books;
  - The Balance Sheet, the Statement of Profit and Loss including the Statement of Other Comprehensive Income, the Cash Flow Statement and Statement of Changes in Equity dealt with by this Report are in agreement with the books of account;
  - In our opinion, the aforesaid standalone financial statements comply with the Accounting Standards specified under Section 133 of the Act, read with Companies (Indian Accounting Standards) Rules, 2015, as amended;
  - On the basis of the written representations received from the directors as on March 31, 2023 taken on record by the Board of Directors, none of the directors is disqualified as on March 31, 2023 from being appointed as a director in terms of Section 164 (2) of the Act;
  - With respect to the adequacy of the internal financial controls with reference to these standalone financial statements and the operating effectiveness of such controls, refer to our separate Report in "Annexure 2" to this report;

- In our opinion, the managerial remuneration for the year ended March 31, 2023 has been paid / provided by the Company to its directors in accordance with the provisions of section 197 read with Schedule V to the Act;
- With respect to the other matters to be included in the Auditor's Report in accordance with Rule 11 of the Companies (Audit and Auditors) Rules, 2014, as amended in our opinion and to the best of our information and according to the explanations given to us:
  - The Company has disclosed the impact of pending litigations on its financial position in its standalone financial statements – Refer Note 11.1 and Note 24 to the standalone financial statements;
  - The Company has made provision, as required under the applicable law or accounting standards, for material foreseeable losses, if any, on long-term contracts including derivative contracts
  - There has been no delay in transferring amounts, required to be transferred, to the Investor Education and Protection Fund by the Company.
  - The management has represented that, to the best of its knowledge and belief, as disclosed in the note 33 to the standalone financial statements, no funds have been advanced or loaned or invested (either from borrowed funds or share premium or any other sources or kind of funds) by the Company to or in any other person or entity, including foreign entities ("Intermediaries"), with the understanding, whether recorded in writing or otherwise, that the Intermediary shall, whether, directly or indirectly lend or invest in other persons or entities identified in any manner whatsoever by or on behalf of the Company ("Ultimate Beneficiaries") or provide any guarantee, security or the like on behalf of the Ultimate Beneficiaries;

- b) The management has represented that, to the best of its knowledge and belief, as disclosed in the note 33 to the standalone financial statements, no funds have been received by the Company from any person or entity, including foreign entities ("Funding Parties"), with the understanding, whether recorded in writing or otherwise, that the Company shall, whether, directly or indirectly, lend or invest in other persons or entities identified in any manner whatsoever by or on behalf of the Funding Party ("Ultimate Beneficiaries") or provide any guarantee, security or the like on behalf of the Ultimate Beneficiaries; and
- c) Based on such audit procedures performed that have been considered reasonable and appropriate in the circumstances, nothing has come to our notice that has caused us to believe that

- the representations under sub-clause (a) and (b) contain any material misstatement.
- v. The dividend declared or paid during the year by the Company is in compliance with section 123 of the Act.
- vi. As proviso to Rule 3(1) of the Companies (Accounts) Rules, 2014 is applicable for the Company only w.e.f. April 1, 2023, reporting under this clause is not applicable.

For **S.R. Batliboi & Co. LLP**  
Chartered Accountants  
ICAI Firm Registration Number: 301003E/E300005

per **Vishal Sharma**  
Partner  
Membership Number: 096766  
UDIN: 23096766BGYH8949  
Place of Signature: New Delhi  
Date: May 15, 2023

## Annexure '1' referred to in paragraph under the heading "Report on other legal and regulatory requirements" of our report of even date

Re: PCBL Limited ("the Company")

**In terms of the information and explanations sought by us and given by the company and the books of account and records examined by us in the normal course of audit and to the best of our knowledge and belief, we state that:**

- |   |   |
|---|---|
| <p>(i)(a)(A) The Company has maintained proper records showing full particulars, including quantitative details and situation of Property, Plant and Equipment.</p> <p>(i)(a)(B) The Company has maintained proper records showing full particulars of intangibles assets.</p> <p>(i)(b) All the Property, Plant and Equipment have not been physically verified by the management during the year but there is regular programme of verifying them once in three years which, in our opinion is reasonable having regard to the size of the Company and the nature of its assets. No material discrepancies were noticed on such verification.</p> <p>(i)(c) The title deeds of all the immovable properties (other than properties where the Company is the lessee and the lease agreements are duly executed in favour of the lessee) are held in the name of the Company.</p> <p>(i)(d) The Company has not revalued its Property, Plant and Equipment (including Right of use assets) or intangible assets during the year ended March 31, 2023.</p> <p>(i)(e) As represented to us by the management, there are no proceedings initiated or are pending against the Company for holding any benami property under the Prohibition of Benami Property Transactions Act, 1988 and rules made thereunder.</p> <p>(ii)(a) The inventory has been physically verified by the management during the year except for inventories lying with third parties. In our opinion, the frequency of verification by the management is reasonable and the coverage and procedure for such verification is appropriate. Discrepancies of 10% or more in aggregate for each class of inventory were not noticed. Inventories lying with third parties have been confirmed by them and discrepancies of 10% or more in aggregate for each class of</p> | <p>inventory were not noticed in respect of such confirmations.</p> <p>(ii)(b) As disclosed in note 10(a) to the financial statements, the Company has been sanctioned working capital limits in excess of Rs. five crores in aggregate from banks during the year based on the security of current assets of the Company. Based on the records examined by us in the normal course of audit of the financial statements, the quarterly returns/statements filed by the Company with such banks are in agreement with the unaudited books of accounts of the Company. The Company do not have sanctioned working capital limits in excess of Rs. five crores in aggregate from financial institutions during the year on the basis of security of current assets of the Company.</p> <p>(iii)(a) During the year the Company has not provided loans, advances in the nature of loans, stood guarantee or provided security to companies, firms, Limited Liability Partnerships or any other parties. Accordingly, the requirement to report on clause 3(iii)(a) of the Order is not applicable to the Company.</p> <p>(iii)(b) During the year the Company has not provided guarantees and security and not granted advances in the nature of loans to companies, firms, Limited Liability Partnerships or any other parties. The investments made and the terms and conditions of the loans granted are not prejudicial to the Company's interest.</p> <p>(iii)(c) The Company has not granted loans and advances in the nature of loans to companies, firms, Limited Liability Partnerships or any other parties. Accordingly, the requirement to report on clause 3(iii)(c) of the Order is not applicable to the Company.</p> <p>(iii)(d) There are no amounts of loans and advances in the nature of loans granted</p> |
|---|---|

to companies, firms, limited liability partnerships or any other parties which are overdue for more than ninety days.

(iii)(e) There were no loans or advance in the nature of loan granted to companies, firms, Limited Liability Partnerships or any other parties. Accordingly, the requirement to report on clause 3(iii)(e) of the Order is not applicable to the Company.

(iii)(f) The Company has not granted any advances in the nature of loans, either repayable on demand or without specifying any terms or period of repayment to companies, firms, Limited Liability Partnerships or any other parties. As disclosed in note 4 (e) to the financial statements, the Company has granted loans repayable on demand to a Company. Of these following are the details of the aggregate amount of loans granted to promoters or related parties as defined in clause (76) of section 2 of the Companies Act, 2013, as amended ("the Act"):

	Amount in INR crores All Parties - Related Parties
Aggregate amount of loans/ advances in nature of loans	6.19
- Repayable on demand	
Percentage of loans/ advances in nature of loans to the total loans	100%

(iv) There are no loans, investments, guarantees, and security in respect of which provisions of sections 185 and 186 of the Act are applicable and accordingly, the requirement to report on clause 3(iv) of the Order is not applicable to the Company.

(v) The Company has neither accepted any deposits from the public nor accepted any

amounts which are deemed to be deposits within the meaning of sections 73 to 76 of the Act and the rules made thereunder, to the extent applicable. Accordingly, the requirement to report on clause 3(v) of the Order is not applicable to the Company.

(vi) We have broadly reviewed the books of account maintained by the Company pursuant to the rules made by the Central Government for the maintenance of cost records under section 148(l) of the Act, related to the manufacture and sale of carbon black and sale of power, and are of the opinion that prima facie, the specified accounts and records have been made and maintained. We have not, however, made a detailed examination of the same.

(vii)(a) The Company is regular in depositing with appropriate authorities undisputed statutory dues including goods and services tax, provident fund, employees' state insurance, income-tax, duty of customs, duty of excise, value added tax, cess and other statutory dues applicable to it. According to the information and explanations given to us and based on audit procedures performed by us, no undisputed amounts payable in respect of these statutory dues were outstanding, at the year end, for a period of more than six months from the date they became payable.

(vii)(b) The dues of goods and services tax, provident fund, employees' state insurance, income-tax, sales-tax, service tax, duty of custom, duty of excise, value added tax, cess, and other statutory dues have not been deposited on account of any dispute, are as follows:

Name of the statute	Nature of the Dues	Amount (In crores)	Period to which the amount relates	Forum where the dispute is pending
Income Tax Act, 1961	Income tax	0.50	F.Y. 2016-2017	Commissioner of Income-tax (Appeals)
	Income tax	11.81	F.Y. 2017-2018	Commissioner of Income-tax (Appeals)
	Income tax	0.13	F.Y. 2020-2021	Commissioner of Income-tax (Appeals)

Name of the statute	Nature of the Dues	Amount (In crores)	Period to which the amount relates	Forum where the dispute is pending
Central Excise Act, 1944	Excise Duty	1.23	1997-98 to 1998-99, 2003-04 to 2008-09, 2012-13 to 2015-16	Commissioner (Appeals)
		45.32	2004-05 to 2016-17	Customs Excise and Service Tax Appellate Tribunal
Central Excise Act, 1944 read with Cenvat Credit rules, 2004	Excise Duty	17.26	2010-2017	Customs Excise and Service Tax Appellate Tribunal
		19.17	2008-09, 2009-10, 2010-11, 2011-12, 2012-13, 2013-14, 2014-15, 2015-16, 2016-17	High Court at Calcutta
	Excise Duty	1.23	2008-09 & 2011-2012	High Court at Gujarat
	Service Tax	6.02	2012-13	Customs Excise and Service Tax Appellate Tribunal
Central Sales Tax Act, 1956	Central Sales Tax	1.91	1994-95, 1995-96, 1999-00	High Court at Calcutta
		1.39	2007-08	Senior Joint Commissioner Commercial Taxes.
		4.48	2003-04, 2004-05	West Bengal Commercial Taxes Appellate & Revisional Board
Customs Act, 1962	Customs Duty	0.09	2009-10, 2012-13	Customs Excise and Service Tax Appellate Tribunal
		0.38	2006-07 to 2010-11	Deputy Commissioner of Custom
Gujarat Value Added Tax Act, 2006	Value Added Tax	0.23	2006-07	Gujarat Value Added Tax Tribunal
West Bengal Sales Tax Act, 1994	Sales Tax	0.67	2003-04	West Bengal Commercial Taxes Appellate & Revisional Board
		0.41	1994-95 to 1995-96, 1999-00	West Bengal Taxation Tribunal
West Bengal Value Added Tax Act, 2003	Value Added Tax	2.62	2015-16	West Bengal Taxation Tribunal
		0.78	2007-08	Senior Joint Commissioner Commercial Taxes



- |   |   |   |  |
|---|---|---|--|
| <p>(viii) As represented to us by the management, the Company has not surrendered or disclosed any transaction, previously unrecorded in the books of account, in the tax assessments under the Income Tax Act, 1961 as income during the year. Accordingly, the requirement to report on clause 3(viii) of the Order is not applicable to the Company.</p> <p>(ix)(a) The Company has not defaulted in repayment of loans or other borrowings or in the payment of interest thereon to any lender.</p> <p>(ix)(b) As represented to us by the management, the Company has not been declared wilful defaulter by any bank or financial institution or government or any government authority.</p> <p>(ix)(c) Term loans were applied for the purpose for which the loans were obtained.</p> <p>(ix)(d) On an overall examination of the financial statements of the Company, no funds raised on short-term basis have been used for long-term purposes by the Company.</p> <p>(ix)(e) On an overall examination of the financial statements of the Company, the Company has not taken any funds from any entity or person on account of or to meet the obligations of its subsidiaries, associates or joint ventures.</p> <p>(ix)(f) The Company has not raised loans during the year on the pledge of securities held in its subsidiaries, joint ventures or associate companies. Hence, the requirement to report on clause (ix)(f) of the Order is not applicable to the Company.</p> <p>(x)(a) The Company has not raised any money during the year by way of initial public offer/further public offer (including debt instruments) hence, the requirement to report on clause 3(x)(a) of the Order is not applicable to the Company.</p> <p>(x)(b) The Company has not made any preferential allotment or private placement of shares/fully or partially or optionally convertible debentures during the year under audit and hence, the requirement to report on clause 3(x)(b) of the Order is not applicable to the Company.</p> <p>(xi)(a) As represented to us by the management, no fraud/material fraud by the Company or no fraud / material fraud on the Company</p> | <p>has been noticed or reported during the year.</p> <p>(xi)(b) During the year, no report under sub-section (12) of section 143 of the Act has been filed by cost auditor/ secretarial auditor or by us in Form ADT – 4 as prescribed under Rule 13 of Companies (Audit and Auditors) Rules, 2014 with the Central Government.</p> <p>(xi)(c) As represented to us by the management, there are no whistle blower complaints received by the Company during the year.</p> <p>(xii) The Company is not a nidhi Company as per the provisions of the Act. Therefore, the requirement to report on clause 3(xii)(a), (b) &amp; (c) of the Order is not applicable to the Company.</p> <p>(xiii) Transactions with the related parties are in compliance with sections 177 and 188 of the Act where applicable and the details have been disclosed in the notes to the financial statements, as required by the applicable accounting standards.</p> <p>(xiv)(a) The Company has an internal audit system commensurate with the size and nature of its business.</p> <p>(xiv)(b) The internal audit reports of the Company issued till the date of the audit report, for the period under audit have been considered by us.</p> <p>(xv) The Company has not entered into any non-cash transactions with its directors or persons connected with its directors and hence requirement to report on clause 3(xv) of the Order is not applicable to the Company.</p> <p>(xvi)(a) The provisions of section 45-IA of the Reserve Bank of India Act, 1934 (2 of 1934) are not applicable to the Company. Accordingly, the requirement to report on clause (xvi)(a) of the Order is not applicable to the Company.</p> <p>(xvi)(b) The Company is not engaged in any Non-Banking Financial or Housing Finance activities. Accordingly, the requirement to report on clause (xvi)(b) of the Order is not applicable to the Company.</p> <p>(xvi)(c) The Company is not a Core Investment Company as defined in the regulations made by Reserve Bank of India. Accordingly, the requirement to report on clause 3(xvi) of the Order is not applicable to the Company.</p> | <p>(xvi)(d) As represented to us by the management, the Group has 5 Core Investment Companies as a part of the Group.</p> <p>(xvii) The Company has not incurred cash losses in the current financial year and immediate preceding financial year.</p> <p>(xviii) There has been no resignation of the statutory auditors during the year and accordingly requirement to report on Clause 3(xviii) of the Order is not applicable to the Company.</p> <p>(xix) On the basis of the financial ratios disclosed in note 34 to the financial statements, ageing and expected dates of realization of financial assets and payment of financial liabilities, other information accompanying the financial statements, our knowledge of the Board of Directors and management plans and based on our examination of the evidence supporting the assumptions, nothing has come to our attention, which causes us to believe that any material uncertainty exists as on the date of the audit report that Company is not capable of meeting its liabilities existing at the date of balance sheet as and when they fall due within a period of one year from the balance sheet date. We, however, state that this is not an assurance as to the future viability of the Company. We further state that our reporting is based on the facts up to the date of the audit report and we neither</p> | <p>give any guarantee nor any assurance that all liabilities falling due within a period of one year from the balance sheet date, will get discharged by the Company as and when they fall due.</p> <p>(xx)(a) In respect of other than ongoing projects, there are no unspent amounts that are required to be transferred to a fund specified in Schedule VII of the Companies Act (the Act), in compliance with second proviso to sub section 5 of section 135 of the Act. This matter has been disclosed in note 20(a) to the financial statements.</p> <p>(xx)(b) All amounts that are unspent under section (5) of section 135 of Companies Act, pursuant to any ongoing project, has been transferred to special account in compliance of with provisions of sub section (6) of section 135 of the said Act. This matter has been disclosed in note 20(a) to the financial statements.</p> <p>For <b>S.R. Batliboi &amp; Co. LLP</b><br/>Chartered Accountants<br/>ICAI Firm Registration Number: 301003E/E300005</p> <p>per <b>Vishal Sharma</b><br/>Partner<br/>Membership Number: 096766<br/>UDIN: 23096766BGYHTH8949</p> <p>Place of Signature: New Delhi<br/>Date: May 15, 2023</p> |
|---|---|---|--|

## ANNEXURE '2' TO THE INDEPENDENT AUDITOR'S REPORT OF EVEN DATE ON THE STANDALONE FINANCIAL STATEMENTS OF PCBL LIMITED

### Report on the Internal Financial Controls under Clause (i) of Sub-section 3 of Section 143 of the Companies Act, 2013 ("the Act")

We have audited the internal financial controls with reference to standalone financial statements of PCBL Limited ("the Company") as of March 31, 2023 in conjunction with our audit of the standalone financial statements of the Company for the year ended on that date.

#### Management's Responsibility for Internal Financial Controls

The Company's Management is responsible for establishing and maintaining internal financial controls based on the internal control over financial reporting criteria established by the Company considering the essential components of internal control stated in the Guidance Note on Audit of Internal Financial Controls Over Financial Reporting issued by the Institute of Chartered Accountants of India ("ICAI"). These responsibilities include the design, implementation and maintenance of adequate internal financial controls that were operating effectively for ensuring the orderly and efficient conduct of its business, including adherence to the Company's policies, the safeguarding of its assets, the prevention and detection of frauds and errors, the accuracy and completeness of the accounting records, and the timely preparation of reliable financial information, as required under the Act.

#### Auditor's Responsibility

Our responsibility is to express an opinion on the Company's internal financial controls with reference to these standalone financial statements based on our audit. We conducted our audit in accordance with the Guidance Note on Audit of Internal Financial Controls Over Financial Reporting (the "Guidance Note") and the Standards on Auditing, as specified under section 143(10) of the Act, to the extent applicable to an audit of internal financial controls, both issued by ICAI. Those Standards and the Guidance Note require that we comply with ethical requirements and plan and perform the audit to obtain reasonable assurance about whether adequate internal financial controls with reference to these standalone financial statements was established and maintained and if such controls operated effectively in all material respects.

Our audit involves performing procedures to

obtain audit evidence about the adequacy of the internal financial controls with reference to these standalone financial statements and their operating effectiveness. Our audit of internal financial controls with reference to standalone financial statements included obtaining an understanding of internal financial controls with reference to these standalone financial statements, assessing the risk that a material weakness exists, and testing and evaluating the design and operating effectiveness of internal control based on the assessed risk. The procedures selected depend on the auditor's judgement, including the assessment of the risks of material misstatement of the financial statements, whether due to fraud or error.

We believe that the audit evidence we have obtained is sufficient and appropriate to provide a basis for our audit opinion on the Company's internal financial controls with reference to these standalone financial statements.

#### Meaning of Internal Financial Controls With Reference to these Standalone Financial Statements

A company's internal financial controls with reference to standalone financial statements is a process designed to provide reasonable assurance regarding the reliability of financial reporting and the preparation of financial statements for external purposes in accordance with generally accepted accounting principles. A company's internal financial controls with reference to standalone financial statements includes those policies and procedures that (1) pertain to the maintenance of records that, in reasonable detail, accurately and fairly reflect the transactions and dispositions of the assets of the company; (2) provide reasonable assurance that transactions are recorded as necessary to permit preparation of financial statements in accordance with generally accepted accounting principles, and that receipts and expenditures of the company are being made only in accordance with authorisations of management and directors of the company; and (3) provide reasonable assurance regarding prevention or timely detection of unauthorised acquisition, use, or disposition of the company's assets that could have a material effect on the financial statements.

#### Inherent Limitations of Internal Financial Controls With Reference to Standalone Financial Statements

Because of the inherent limitations of internal financial controls with reference to standalone financial statements, including the possibility of collusion or improper management override of controls, material misstatements due to error or fraud may occur and not be detected. Also, projections of any evaluation of the internal financial controls with reference to standalone financial statements to future periods are subject to the risk that the internal financial control with reference to standalone financial statements may become inadequate because of changes in conditions, or that the degree of compliance with the policies or procedures may deteriorate.

#### Opinion

In our opinion, the Company has, in all material respects, adequate internal financial controls with reference to standalone financial statements and such internal financial controls with reference to standalone financial statements were operating effectively as at March 31, 2023, based on the internal control over financial reporting criteria established by the Company considering the essential components of internal control stated in the Guidance Note issued by the ICAI.

For **S.R. Batliboi & Co. LLP**

Chartered Accountants

ICAI Firm Registration Number: 301003E/E300005

per **Vishal Sharma**

Partner

Membership Number: 096766

UDIN: 23096766BGYH8949

Place of Signature: New Delhi

Date: May 15, 2023

## Standalone Ind AS Balance Sheet

as at 31 March, 2023

(All amounts in ₹ Crores, unless otherwise stated)

	Notes	As at 31 March, 2023	As at 31 March, 2022
<b>ASSETS</b>			
<b>Non-current assets</b>			
Property, plant and equipment	3(a)	1,860.14	1,813.18
Capital work-in-progress	3(b)	285.46	129.40
Investment property	3(c)	4.48	4.48
Intangible assets	3(d)	0.67	0.75
Right of use assets	3(e)	73.59	89.46
<b>Financial assets</b>			
(i) Investments	4(a)	1,005.49	483.00
(ii) Loans	4(e)	7.65	7.22
(iii) Other financial assets	4(f)	26.58	25.89
Non current tax assets (Net)	7	7.44	-
Other non-current assets	5	18.17	18.81
<b>Total Non-current assets</b>		<b>3,289.67</b>	<b>2,572.19</b>
<b>Current assets</b>			
Inventories	6	485.80	603.91
<b>Financial assets</b>			
(i) Investments	4(a)	-	300.04
(ii) Trade receivables	4(b)	1,107.77	1,105.10
(iii) Cash and cash equivalents	4(c)	36.79	103.97
(iv) Other bank balances	4(d)	5.27	4.72
(v) Loans	4(e)	0.52	0.46
(vi) Other financial assets	4(f)	10.79	16.22
Other current assets	5	79.60	48.74
<b>Total Current assets</b>		<b>1,726.54</b>	<b>2,183.16</b>
<b>TOTAL ASSETS</b>		<b>5,016.21</b>	<b>4,755.35</b>
<b>EQUITY AND LIABILITIES</b>			
<b>EQUITY</b>			
Equity Share Capital	8	37.75	37.75
Other Equity	9	2,781.87	2,567.16
<b>TOTAL EQUITY</b>		<b>2,819.62</b>	<b>2,604.91</b>
<b>LIABILITIES</b>			
<b>Non-current liabilities</b>			
<b>Financial Liabilities</b>			
(i) Borrowings	10(a) (i)	204.19	220.34
(ii) Lease Liabilities	10(c)	66.71	82.86
(iii) Other financial liabilities	10(d)	7.77	8.01
Provisions	11	3.12	0.46
Deferred tax liabilities (Net)	12	257.35	276.30
<b>Total Non-current liabilities</b>		<b>539.14</b>	<b>587.97</b>
<b>Current liabilities</b>			
<b>Financial Liabilities</b>			
(i) Borrowings	10(a)(ii)	488.81	463.65
(ii) Lease Liabilities	10(c)	19.73	18.97
(iii) Trade payables	10(b)		
(a) Total outstanding dues of micro enterprises and small enterprises		41.62	21.56
(b) Total outstanding dues of creditors other than micro enterprises and small enterprises		908.11	889.41
(iv) Other financial liabilities	10(d)	105.43	71.78
Provisions	11	82.23	79.33
Current tax liabilities (Net)	14	-	0.77
Other current liabilities	13	11.52	17.00
<b>Total Current liabilities</b>		<b>1,657.45</b>	<b>1,562.47</b>
<b>TOTAL LIABILITIES</b>		<b>2,196.59</b>	<b>2,150.44</b>
<b>TOTAL EQUITY AND LIABILITIES</b>		<b>5,016.21</b>	<b>4,755.35</b>
The accompanying notes form an integral part of the Standalone Ind AS financial statements.			

This is the Standalone Ind AS Balance Sheet referred to in our report of even date.

For **S. R Batliboi & Co. LLP**

ICAI Firm Registration Number 301003E/E300005  
Chartered Accountants

**Vishal Sharma**

Partner  
Membership Number: 096766

Place : New Delhi  
Date: May 15, 2023

For and on behalf of Board of Directors of **PCBL Limited**

**Kaushik Roy**

Managing Director  
(DIN: 06513489)

**Kaushik Mukherjee**  
Company Secretary

**Rusha Mitra**

Director  
(DIN: 08402204)

**Raj Kumar Gupta**  
Chief Financial Officer

## Standalone Ind AS Statement of Profit and Loss

for the year ended 31 March, 2023

(All amounts in ₹ Crores, unless otherwise stated)

	Notes	Year ended 31 March, 2023	Year ended 31 March, 2022
Revenue from operations	15	5,873.89	4,446.42
Other income	16	38.41	26.73
<b>Total Income</b>		<b>5,912.30</b>	<b>4,473.15</b>
<b>EXPENSES</b>			
Cost of materials consumed	17(a)	4,356.34	3,169.12
Purchases of stock-in-trade (carbon black feed stock)		94.94	-
Changes in inventories of finished goods	17(b)	(3.89)	(35.32)
Employee benefits expense	18	190.27	158.72
Finance costs	19	53.41	29.09
Depreciation and amortisation expense	20	136.60	120.88
Other expenses	21	499.80	498.32
<b>Total Expenses</b>		<b>5,327.47</b>	<b>3,940.81</b>
<b>Profit before tax</b>		<b>584.83</b>	<b>532.34</b>
Income-tax expense	22		
Current tax (Net of utilisation of minimum alternate tax credit)		148.64	110.46
Tax relating to earlier years		7.93	-
Deferred tax charge / (credit)	12	(15.83)	(5.26)
<b>Total tax expense</b>		<b>140.74</b>	<b>105.20</b>
<b>Profit for the year</b>		<b>444.09</b>	<b>427.14</b>
<b>Other Comprehensive Income / (Loss) [ OCI ]</b>			
<b>Items that will not to be reclassified to profit or loss, net of taxes</b>			
Re-measurement gain / (loss) on post-employment defined benefit plans		2.78	(2.78)
Changes in fair value of equity instruments through OCI		(26.71)	61.12
Income Tax relating to items that will not be reclassified to Profit or Loss	22	2.15	(9.12)
<b>Other Comprehensive Income / (Loss) for the year, net of tax</b>		<b>(21.78)</b>	<b>49.22</b>
<b>Total Comprehensive Income for the year, net of tax</b>		<b>422.31</b>	<b>476.36</b>
<b>Earnings per equity share :</b>			
Nominal Value per share ( Re. 1/- ) [ Refer Note 8(i) ]			
Basic (₹)		11.76	11.84
Diluted (₹)		11.76	11.84
The accompanying notes form an integral part of the Standalone Ind AS financial statements.			

This is the Standalone Ind AS Statement of Profit and Loss referred to in our report of even date.

For **S. R Batliboi & Co. LLP**

ICAI Firm Registration Number 301003E/E300005  
Chartered Accountants

**Vishal Sharma**

Partner  
Membership Number: 096766

Place : New Delhi  
Date: May 15, 2023

For and on behalf of Board of Directors of **PCBL Limited**

**Kaushik Roy**

Managing Director  
(DIN: 06513489)

**Kaushik Mukherjee**  
Company Secretary

**Rusha Mitra**

Director  
(DIN: 08402204)

**Raj Kumar Gupta**  
Chief Financial Officer



## Statement of Ind AS Standalone Cash Flows

for the year ended 31 March, 2023

(All amounts in ₹ Crores, unless otherwise stated)

Particulars	Notes	Year ended 31 March, 2023	Year ended 31 March, 2022
<b>A. Cash Flow from Operating Activities</b>			
Profit before Tax		<b>584.83</b>	<b>532.34</b>
<b>Adjustments to reconcile profit before tax to net cash flows:</b>			
Depreciation and amortisation expense	20	136.60	120.88
Finance costs	19	53.41	29.09
Allowance for doubtful debts / expected credit losses - trade receivables	21	0.11	-
Interest income from certain financial assets	16	(0.63)	(4.74)
Dividend income from equity instruments designated at FVTOCI	16	(9.79)	(7.59)
Gain on sale / fair valuation of investments carried at FVTPL	16	(19.51)	(9.47)
Provisions / Liabilities no longer required written back	16	(6.99)	-
(Profit)/Loss on disposal/discard of property, plant and equipment	21	0.02	0.39
Provisions / write back for claims and litigations (net)	11.1	4.77	(2.27)
Unrealised Foreign exchange differences (net)		1.04	0.09
		159.03	126.38
<b>Operating profit before changes in operating assets and liabilities</b>		<b>743.86</b>	<b>658.72</b>
<b>Working capital adjustments</b>			
(Increase)/Decrease in inventories		118.11	(159.07)
(Increase)/Decrease in trade receivables		(4.77)	(394.17)
(Increase)/Decrease in other financial and non-financial assets		(27.57)	9.72
Increase/(Decrease) in trade payables		46.70	317.13
Increase/(Decrease) in other financial and non-financial liabilities		11.22	(7.68)
		143.69	(234.07)
<b>Cash generated from operations</b>		<b>887.55</b>	<b>424.65</b>
Income taxes paid (net of refunds)		(165.76)	(103.57)
<b>NET CASH FLOWS GENERATED FROM OPERATING ACTIVITIES</b>		<b>721.79</b>	<b>321.08</b>
<b>B. Cash Flow from Investing Activities</b>			
Purchase of property, plant and equipment		(289.36)	(169.95)
Proceeds from disposal of property, plant and equipment*		0.20	0.00
Purchase of non-current investments		(1.94)	-
Proceeds from sale of non current investments		7.85	-
Investment in Equity shares of subsidiary		(20.64)	(7.00)
Investment in Preferences shares of subsidiary		(526.00)	(194.00)
Purchase of current investments		(4,537.03)	(3,541.82)
Proceeds from sale/redemption of current investments		4,848.73	3,251.25
Fixed deposits matured with banks		-	100.00
Interest received		-	6.08
Dividend received from equity instruments designated at FVTOCI		9.79	7.59
<b>NET CASH FLOWS USED IN INVESTING ACTIVITIES</b>		<b>(508.40)</b>	<b>(547.85)</b>
<b>C. Cash Flow from Financing Activities</b>			
Proceeds from Issue of Equity shares through Qualified Institutions Placement (net of expenses)	8/9	-	390.11
Proceeds from non-current borrowings		60.00	120.00

## Statement of Ind AS Standalone Cash Flows

for the year ended 31 March, 2023

(All amounts in ₹ Crores, unless otherwise stated)

Particulars	Notes	Year ended 31 March, 2023	Year ended 31 March, 2022
Repayment of non-current borrowings		(96.02)	(160.85)
Payment of lease liabilities, including interest thereon		(28.63)	(28.87)
Increase /(decrease) in cash credit facilities from banks		(49.87)	49.87
Proceeds from current borrowings		1,055.00	883.48
Repayment of current borrowings		(960.10)	(815.48)
Dividends paid		(207.60)	(188.73)
Finance cost paid		(53.35)	(32.83)
<b>NET CASH FLOWS (USED IN) / GENERATED FROM FINANCING ACTIVITIES</b>		<b>(280.57)</b>	<b>216.70</b>
Net decrease in Cash and Cash Equivalents		<b>(67.18)</b>	<b>(10.07)</b>
Opening Cash and Cash Equivalents		103.97	114.04
Closing Cash and Cash Equivalents		<b>36.79</b>	<b>103.97</b>

\* Amount is below the rounding off norm adopted by the Company.

### Changes in liabilities arising from financing activities

Particulars	1 April, 2022	Cash Flows	Others	31 March, 2023
Current borrowings (excluding Current maturities of long term debts)	374.97	45.03	-	420.00
Lease Liabilities [Refer Note 10(c)]	101.83	(28.63)	13.24	86.44
Non-current borrowings (including Current Maturities)	309.02	(36.02)	-	273.00
<b>Total liabilities from financing activities</b>	<b>785.82</b>	<b>(19.62)</b>	<b>13.24</b>	<b>779.44</b>

Particulars	1 April, 2021	Cash Flows	Others	31 March, 2022
Current borrowings (excluding Current maturities of long term debts)	256.92	117.87	0.18	374.97
Lease Liabilities [Refer Note 10(c)]	117.06	(28.87)	13.64	101.83
Non-current borrowings (including Current Maturities)	349.87	(40.85)	-	309.02
<b>Total liabilities from financing activities</b>	<b>723.85</b>	<b>48.15</b>	<b>13.82</b>	<b>785.82</b>

### Accounting Policy

For the purpose of presentation in the statement of cash flows, Cash and cash equivalents comprise cash at bank, cash in hand and short-term deposits with an original maturity of three months or less, which are subject to an insignificant risk of changes in value.

The accompanying notes form an integral part of the Standalone Ind AS financial statements

This is the Standalone Ind AS Statement of Cash Flows referred to in our report of even date.

For **S. R Batliboi & Co. LLP**

ICAI Firm Registration Number 301003E/E300005  
Chartered Accountants

**Vishal Sharma**  
Partner  
Membership Number: 096766

Place : New Delhi  
Date: May 15, 2023

For and on behalf of Board of Directors of **PCBL Limited**
**Kaushik Roy**  
Managing Director  
(DIN: 06513489)

**Kaushik Mukherjee**  
Company Secretary

**Rusha Mitra**  
Director  
(DIN: 08402204)

**Raj Kumar Gupta**  
Chief Financial Officer

## Standalone Ind AS Statement of Changes in Equity

for the year ended 31 March, 2023

### A. EQUITY SHARE CAPITAL

(All amounts in ₹ Crores, unless otherwise stated)

Particulars	Notes	31 March, 2023		31 March, 2022	
		Number of Shares	Amount	Number of Shares	Amount
<b>Equity shares of Re 1/- (31 March, 2022 Rs. 2/-) each issued, subscribed and paid up: Refer Note 8(i)</b>					
<b>Opening balance</b>	8	188,731,302	37.75	172,337,860	34.47
Equity shares issued through Qualified Institutions Placement	8(ii)	-	-	16,393,442	3.28
On account of sub-division of equity shares	8(i)	188,731,302	-	-	-
<b>Closing balance</b>		<b>377,462,604</b>	<b>37.75</b>	<b>188,731,302</b>	<b>37.75</b>

### B. OTHER EQUITY

Particulars	Notes	Reserves and Surplus					Other reserves	Total other equity
		Capital reserve	Securities premium	General reserve	Statutory Reserve	Retained earnings	Equity Instruments through Other comprehensive income	
<b>As at 1 April, 2022</b>	9	1.53	610.95	73.38	0.60	1,710.45	170.25	2,567.16
Profit for the year		-	-	-	-	444.09	-	444.09
Other comprehensive income/ (loss) for the year (net of tax)		-	-	-	-	1.81	(23.59)	(21.78)
Dividend	26	-	-	-	-	(207.60)	-	(207.60)
<b>As at 31 March, 2023</b>		<b>1.53</b>	<b>610.95</b>	<b>73.38</b>	<b>0.60</b>	<b>1,948.75</b>	<b>146.66</b>	<b>2,781.87</b>

Particulars	Notes	Reserves and Surplus					Other reserves	Total other equity
		Capital reserve	Securities premium	General reserve	Statutory Reserve	Retained earnings	Equity Instruments through Other comprehensive income	
<b>As at 1 April, 2021</b>	9	1.53	224.12	73.38	0.60	1,473.85	119.22	1,892.70
Profit for the year		-	-	-	-	427.14	-	427.14
Other comprehensive income/ (loss) for the year (net of tax)		-	-	-	-	(1.81)	51.03	49.22
Dividend	26	-	-	-	-	(188.73)	-	(188.73)
Equity shares issued through Qualified Institutions Placement (net of expenses)	8(ii) & 9	-	386.83	-	-	-	-	386.83
<b>As at 31 March, 2022</b>		<b>1.53</b>	<b>610.95</b>	<b>73.38</b>	<b>0.60</b>	<b>1,710.45</b>	<b>170.25</b>	<b>2,567.16</b>

The accompanying notes form an integral part of the Standalone Ind AS financial statements

This is the Standalone Ind AS Statement of Changes in Equity referred to in our report of even date.

For **S. R Batliboi & Co. LLP**

ICAI Firm Registration Number 301003E/E300005  
Chartered Accountants

**Vishal Sharma**

Partner  
Membership Number: 096766

Place : New Delhi  
Date: May 15, 2023

For and on behalf of Board of Directors of **PCBL Limited**

**Kaushik Roy**

Managing Director  
(DIN: 06513489)

**Kaushik Mukherjee**  
Company Secretary

**Rusha Mitra**

Director  
(DIN: 08402204)

**Raj Kumar Gupta**  
Chief Financial Officer

PCBL LIMITED (Formerly PHILLIPS CARBON BLACK LIMITED)

## Notes to Standalone Ind AS Financial Statements

as at and for the year ended 31 March, 2023

### CORPORATE INFORMATION

PCBL Limited (Formerly "Phillips Carbon Black Limited") is a public company limited by shares domiciled in India and is incorporated under the provisions of the Companies Act applicable in India. The Company is primarily engaged in the business of manufacturing & sale of carbon black and sale of power as detailed under segment information in Note 29. Equity shares of the Company are listed on BSE Limited and National Stock Exchange of India Limited.

The registered office of the Company is located at Duncan House, 31, Netaji Subhas Road, Kolkata 700001, West Bengal, India.

These standalone financial statements were approved and authorised for issue in accordance with resolution of the Board of Directors on 15 May, 2023.

### I. Basis of Preparation and Other Significant Accounting Policies

#### 1.1.1. Compliance with Ind AS

These standalone financial statements comply in all material respects with the Indian Accounting Standards (Ind AS) notified under Section 133 of the Companies Act, 2013 (the 'Act') [Companies (Indian Accounting Standards) Rules, 2015] (as amended from time to time) and other relevant provisions of the Act. These standalone financial statements has also been prepared in compliance with presentation requirement of Division II of Schedule III of the Companies Act, 2013 (IND AS Compliant Schedule III ) as applicable to the standalone financial statements.

These standards and policies have been consistently applied to all the years presented, unless otherwise stated. The standalone financial statements are presented in Indian Rupee (Rs), which is the Company's functional and presentation currency.

#### 1.1.2. Historical cost convention

These standalone financial statements have been prepared on a historical cost basis, except the following, which are measured at fair values:-

- i) certain financial assets and liabilities (including derivative instruments);

- ii) Plan assets of defined benefit employee benefit plans

#### 1.1.3. Current versus Non-current Classification

The Company presents assets and liabilities in the Balance Sheet based on current/non-current classification.

An asset is classified as current when it is:

- a. expected to be realised or intended to be sold or consumed in the normal operating cycle,
- b. held primarily for the purpose of trading,
- c. expected to be realised within twelve months after the reporting period, or
- d. cash or cash equivalents unless restricted from being exchanged or used to settle a liability for at least twelve months after the reporting period.

All other assets are classified as non-current.

A liability is classified as current when:

- a. it is expected to be settled in the normal operating cycle,
- b. it is held primarily for the purpose of trading,
- c. it is due to be settled within twelve months after the reporting period, or
- d. there is no unconditional right to defer settlement of the liability for at least twelve months after the reporting period.

All other liabilities are classified as non-current.

Deferred tax assets and liabilities are classified as non-current.

The operating cycle is the time between the acquisition of assets for processing and their realisation in cash and cash equivalents. The Company has identified twelve months as its operating cycle.

### 1.2. Impairment of non-financial assets

Assets are tested for impairment whenever events or changes in circumstances indicate that the carrying amount of the assets may not be recoverable. An impairment loss is recognised for the amount by which the asset's carrying amount exceeds its recoverable amount. The recoverable amount is the higher

## Notes to Standalone Ind AS Financial Statements

as at and for the year ended 31 March, 2023

of an asset's fair value less costs of disposal and value in use. In assessing value in use, the estimated future cash flows are discounted to their present value using a pre-tax discount rate that reflects current market assessment of the time value of money and the risks specific to the asset. In determining fair value less costs of disposal, recent market transactions are taken into account. For the purpose of assessing impairment, assets are grouped at the lowest levels for which there are separately identifiable cash inflows which are largely independent of the cash inflows from other assets or groups of assets (cash-generating units).

### 1.3. Other financial assets (other than Investments)

#### 1.3.1. Classification

The Company classifies its financial assets in the following measurement categories:

- those to be measured subsequently at fair value (either through other comprehensive income, or through profit or loss), and
- those measured at amortised cost.

The classification depends on the Company's business model for managing the financial assets and the contractual terms of cash flows. For assets measured at fair value, gains and losses is either recorded in the statement of profit and loss or other comprehensive income.

#### 1.3.2. Measurement

At initial recognition, the Company measures a financial asset at its fair value plus, in the case of financial asset not at fair value through profit or loss, transaction costs that are directly attributable to the acquisition of the financial asset. Transaction costs of financial assets carried at fair value through profit or loss are expensed in the statement of profit and loss. However, trade receivables that does not contain a significant financing component are measured at transaction price.

#### (a) Debt instruments

Subsequent measurement of debts instruments depends on the Company's business model for managing the asset and the cash flow characteristics of the asset. There are two measurement categories into which the Company classifies its debt instruments:

**Amortised cost:** Assets that are held for collection of contractual cash flows where those cash flows represent solely payments of principal and interest are measured at amortised cost. Amortised cost is calculated by taking into account any discount or premium on acquisition and fees or costs that are an integral part of the Effective Interest Rate EIR. The EIR amortisation is included in finance income in the profit or loss.

**Fair value through profit or loss:** Assets that do not meet the criteria for amortised cost or Fair value through Other comprehensive income ( FVTOCI ) are measured at fair value through profit or loss.

#### 1.3.3. Impairment of financial assets

The Company assesses on a forward looking basis, the expected credit losses associated with its assets carried at amortised cost and FVTOCI debt instruments. The impairment methodology applied depends on whether there has been a significant increase in credit risk. Note 30 details how the Company determines whether there has been a significant increase in credit risk.

#### 1.3.4. Derecognition of financial assets

A financial asset is derecognised only when

- The rights to receive cash flows from the asset have expired
- The Company has transferred the rights to receive cash flows from the financial asset or
- retains the contractual rights to receive the cash flows of the financial asset, but assumes a contractual obligation to pay the cash flows to one or more recipients.

Where the Company has transferred an asset, the Company evaluates whether it has transferred substantially all risks and rewards of ownership of the financial asset. In such cases, the financial asset is derecognised. Where the Company has not transferred substantially all risks and rewards of ownership of the financial asset, the financial asset is not derecognised.

The financial asset is derecognised if the Company has not retained control of the financial asset. Where the Company retains

## Notes to Standalone Ind AS Financial Statements

as at and for the year ended 31 March, 2023

control of the financial asset, the asset is continued to be recognised to the extent of continuing involvement in the financial asset.

#### 1.3.5. Fair value of Financial Instruments

In determining the fair value of financial instruments, the Company uses a variety of methods and assumptions that are based on market conditions and risks existing at each reporting date. The methods used to determine fair values includes discounted cash flow analysis and available quoted market prices. All methods of assessing fair values result in general approximation of fair values and such value may never actually be realised.

#### 1.4. Derivatives Instruments

The Company enters into certain derivative contracts to hedge risks, which are not designated as hedges. Derivatives are recognised at fair values on the date a derivative contract is entered into and subsequent fair value changes are recognised in the statement of profit and loss at the end of each reporting period.

#### 1.5. Offsetting financial instruments

Financial assets and liabilities are offset and the net amount is reported in the balance sheet where there is a legally enforceable right to offset the recognised amounts and there is an intention to settle on a net basis or realise the asset and settle the liability simultaneously. The legally enforceable right must not be contingent on future events and must be enforceable in the normal course of business and in the event of default, insolvency or bankruptcy of the Company or the counterparty.

#### 1.6. Foreign currency transactions and translation

Foreign currency transactions are translated into the functional currency using the exchange rates at the date of the transactions. At the year end, monetary assets and liabilities denominated in foreign currencies are restated at the year-end exchanges rates. Foreign exchange gains and losses resulting from the settlement of such transactions and from the translation of monetary assets and liabilities denominated in foreign currencies at year end exchange rates are generally recognised in the statement of profit and loss.

Foreign exchange differences regarded as an adjustment to borrowing costs are presented in the statement of profit and loss, within finance costs. All other foreign exchange gains and losses are presented in the statement of profit and loss on a net basis within other income/ other expense.

Non-monetary items that are measured at fair value in a foreign currency are translated using the exchange rates at the date when the fair value was determined. Translation differences on assets and liabilities carried at fair value are reported as part of the fair value gain or loss.

#### 1.7. Rounding of amounts

All amounts disclosed in the standalone Financial Statements and notes have been rounded off to the nearest Crores (with two places of decimal) as per the requirement of Schedule III, unless otherwise stated.

#### 1.8. New and amended standards

Amendments and interpretations as outlined below apply for the year ended 31 March, 2023, but do not have an impact on the Standalone Financial Statements.

- Ind AS 37: Onerous Contracts – Costs of Fulfilling a Contract
- Ind AS 103: Business combinations
- Ind AS 101 First-time Adoption of Indian Accounting Standards – Subsidiary as a first-time adopter
- AS 41 Agriculture – Taxation in fair value measurements
- Ind AS 16: Property, Plant and Equipment: Proceeds before Intended Use
- Ind AS 109 Financial Instruments – Fees in the '10 %' test for derecognition of financial liabilities

The Company has not early adopted any standards or amendments that have been issued but are not yet effective.

#### NOTE 2: SIGNIFICANT ACCOUNTING JUDGEMENTS, ESTIMATES AND ASSUMPTIONS

The preparation of standalone financial statements in conformity with the Ind AS requires management to make judgements, estimates and assumptions, that affect the application of accounting policies



## Notes to Standalone Ind AS Financial Statements

as at and for the year ended 31 March, 2023

and reported amounts of assets, liabilities, income, expense and disclosure of contingent assets and liabilities at the date of these standalone financial statements and the reported amount of revenues and expenses for the years presented. Actual results may differ from these estimates. Estimates and underlying assumptions are reviewed at each Balance Sheet date. Revision to accounting estimates is recognised in the period in which the estimates are revised and future periods are impacted.

### The areas involving critical estimates and judgements are:

#### Employee Benefits (Estimation of defined benefit obligation)

Post-employment benefits represents obligation that will be settled in future and require assumptions to project benefit obligations. Post-employment benefits accounting is intended to reflect the recognition of future benefits cost over the employee's approximate service period, based on the terms of plans and the investment and funding decisions made. The accounting requires the Company to make assumptions regarding variables such as discount rate, rate of compensation increase and future mortality rates. Changes in these key assumptions can have a significant impact on the defined benefit obligations, funding requirements and benefit costs incurred.

#### Estimation of expected useful lives and residual values of property, plants and equipment

Property, plant and equipment are depreciated at historical cost using straight-line method based on the estimated useful life, taking into account any residual value. The asset's residual value and useful

life are based on the Company's best estimates and reviewed, and adjusted if required, at each Balance Sheet date.

#### Contingent Liabilities and Provisions for claims and litigations

Legal proceedings covering a range of matters are pending against the Company. Due to the uncertainty inherent in such matters, it is often difficult to predict the final outcomes. The cases and claims against the Company often raise difficult and complex factual and legal issues that are subject to many uncertainties and complexities, including but not limited to the facts and circumstances of each particular case and claim, the jurisdiction and the differences in applicable law, in the normal course of business. The Company consults with legal counsel and certain other experts on matters related to litigations. The Company accrues a liability when it is determined that an adverse outcome is probable and the amount of the loss can be reasonably estimated. In the event an adverse outcome is possible or an estimate is not determinable, the matter is disclosed.

#### Fair Value Measurements

When the fair values of financial assets and financial liabilities recorded in the Balance Sheet cannot be measured based on quoted prices in active markets, their fair values are measured using valuation techniques which involve various judgements and assumptions. Judgements include consideration of inputs such as liquidity risk, credit risk and volatility. Changes in the assumption about these factors could affect the reported fair value of financial instruments. Refer Note 30 & 31 for further disclosures.

## Notes to Standalone Ind AS Financial Statements

as at and for the year ended 31 March, 2023

### NOTE 3(A) PROPERTY, PLANT AND EQUIPMENT

#### Accounting Policy

All items of property, plant and equipment are stated either at historical cost i.e. cost of acquisition / construction or at deemed cost as on the date of transition to Ind AS less accumulated depreciation, impairment loss, if any. Capital work in progress is stated at cost, net of accumulated impairment loss, if any. Historical cost includes expenditure that is directly attributable to the acquisition of the assets. Subsequent costs are included in the asset's carrying amount or recognised as a separate asset, as appropriate, only when it is probable that future economic benefits associated with the asset will flow to the Company and the cost of the asset can be measured reliably. The carrying amount of the replaced component is derecognised when replaced. All other repairs and maintenance are charged to the statement of profit and loss during the reporting period in which they are incurred.

#### Depreciation

In case of certain property, plant and equipment, depreciation is provided on a pro-rata basis on the straight line method over the estimated useful lives of the assets which are different than the rates prescribed under the Schedule II to the Companies Act, 2013.

The Company, based on technical assessment made by technical expert and management estimate, depreciates certain items of Plant & Equipment and Electrical Installations over estimated useful life of 18 to 20 years which are different from the useful life prescribed in Schedule II to the Companies Act, 2013. The management believes that these estimated useful lives are realistic and reflect fair approximation of the period over which the assets are likely to be used.

Depreciation on historical cost/deemed cost of other property, plant and equipment (except land) is provided on pro rata basis on straight line method based on useful lives specified in Schedule II to the Companies Act, 2013.

The useful lives, residual values and method of depreciation of property, plant and equipment are reviewed and adjusted, if appropriate at the end of each reporting year.

An item of property, plant and equipment or its components recognised is derecognised upon disposal or when no future economic benefits are expected from its use or disposal. Any gain or loss arising on derecognition of the asset (calculated as the difference between the net disposal proceeds and the carrying amount of the asset) is included in the statement of profit and loss when the asset is derecognised.

The cost of property, plant and equipment not ready to use are disclosed under capital work -in- progress.

## Notes to Standalone Ind AS Financial Statements

as at and for the year ended 31 March, 2023

(All amounts in ₹ Crores, unless otherwise stated)

	Freehold Land	Leasehold Land (iii)	Buildings (i)	Non-Factory Buildings and Flats	Plant and Equipment	Furniture and Fixtures	Office Equipment	Vehicles	Electrical Installations	Railway Sidings	Total
<b>Year ended 31 March, 2023</b>											
<b>Gross carrying amount</b>											
Opening balance as at 1 April, 2022	202.06	404.02	99.44	111.68	1,429.69	7.87	12.09	0.18	52.77	0.01	2,319.81
Additions during the year	-	-	10.09	1.37	136.18	0.73	0.95	-	13.84	-	163.16
Disposal during the year	-	-	-	-	(0.20)*	(0.04)	(0.07)	-	(0.08)	-	(0.39)
<b>Closing Gross carrying amount</b>	<b>202.06</b>	<b>404.02</b>	<b>109.53</b>	<b>113.05</b>	<b>1,565.67</b>	<b>8.56</b>	<b>12.97</b>	<b>0.18</b>	<b>66.53</b>	<b>0.01</b>	<b>2,482.58</b>
<b>Accumulated Depreciation</b>											
Opening balance as at 1 April, 2022	-	-	23.87	12.80	443.53	3.88	8.59	0.18	13.77	0.01	506.63
Depreciation during the year	-	-	4.97	3.10	100.70	1.48	1.77	-	3.95	-	115.97
Adjustment of depreciation on disposal	-	-	-	-	(0.01)	(0.03)	(0.06)	-	(0.06)	-	(0.16)
<b>Closing Accumulated Depreciation</b>	<b>-</b>	<b>-</b>	<b>28.84</b>	<b>15.90</b>	<b>544.22</b>	<b>5.33</b>	<b>10.30</b>	<b>0.18</b>	<b>17.66</b>	<b>0.01</b>	<b>622.44</b>
<b>Net carrying amount as at 31 March, 2023</b>	<b>202.06</b>	<b>404.02</b>	<b>80.69</b>	<b>97.15</b>	<b>1,021.45</b>	<b>3.23</b>	<b>2.67</b>	<b>-</b>	<b>48.87</b>	<b>-</b>	<b>1,860.14</b>
<b>Year ended 31 March, 2022</b>											
<b>Gross carrying amount</b>											
Opening balance as at 1 April, 2021	202.06	404.02	82.17	103.18	1,167.25	7.71	9.79	0.18	37.36	0.01	2,013.73
Additions during the year	-	-	17.27	8.50	263.99	0.18	2.35	-	15.95	-	308.24
Disposal during the year	-	-	-	-	(1.55)	(0.02)	(0.05)	-	(0.54)	-	(2.16)
<b>Closing Gross carrying amount</b>	<b>202.06</b>	<b>404.02</b>	<b>99.44</b>	<b>111.68</b>	<b>1,429.69</b>	<b>7.87</b>	<b>12.09</b>	<b>0.18</b>	<b>52.77</b>	<b>0.01</b>	<b>2,319.81</b>
<b>Accumulated Depreciation</b>											
Opening balance as at 1 April, 2021	-	-	20.03	9.73	357.83	2.52	6.86	0.18	11.25	0.01	408.41
Depreciation during the year	-	-	3.84	3.07	86.87	1.37	1.77	-	3.06	-	99.98
Adjustment of depreciation on disposal	-	-	-	-	(1.17)	(0.01)	(0.04)	-	(0.54)	-	(1.76)
<b>Closing Accumulated Depreciation</b>	<b>-</b>	<b>-</b>	<b>23.87</b>	<b>12.80</b>	<b>443.53</b>	<b>3.88</b>	<b>8.59</b>	<b>0.18</b>	<b>13.77</b>	<b>0.01</b>	<b>506.63</b>
<b>Net carrying amount as at 31 March, 2022</b>	<b>202.06</b>	<b>404.02</b>	<b>75.57</b>	<b>98.88</b>	<b>986.16</b>	<b>3.99</b>	<b>3.50</b>	<b>-</b>	<b>39.00</b>	<b>-</b>	<b>1,813.18</b>

\* Refer Note 28

(i) Gross Carrying amount and accumulated depreciation includes ₹ 51.62 Crores (31 March, 2022 - ₹ 51.23 Crores) and ₹ 15.58 Crores (31 March, 2022 - ₹ 13.03 Crores), respectively in respect of Buildings on Leasehold Land.

(ii) The Company has borrowings from banks, which carry security charge over certain of the above property, plant and machinery. [Refer note 10(a) for details.]

(iii) Gross carrying amount on leasehold land is against certain lease agreements where the Company has an option to renew the properties on expiry of the lease period. The Company based on terms and conditions of lease agreements has assessed these lease arrangements to be perpetual in nature, accordingly leasehold land is not amortised.

(iv) Aggregate amount of depreciation has been included under depreciation and amortisation expense in the Statement of Profit and Loss (Refer note 20).

### NOTE 3(A): PROPERTY, PLANT AND EQUIPMENT

## Notes to Standalone Ind AS Financial Statements

as at and for the year ended 31 March, 2023

### NOTE 3(B): CAPITAL WORK-IN-PROGRESS

(All amounts in ₹ Crores, unless otherwise stated)

#### Particulars

##### Year ended 31 March, 2023

Opening balance as at 1 April, 2022	129.40
Additions during the year	315.19*
Capitalization during the year	(159.13)
<b>Closing Gross carrying amount</b>	<b>285.46</b>

##### Year ended 31 March, 2022

Opening balance as at 1 April, 2021	266.76
Additions during the year	164.20*
Capitalization during the year	(301.56)
<b>Closing Gross carrying amount</b>	<b>129.40</b>

1. During the year the Company has capitalised the following expenses to cost of Property, plant and equipment / capital work-in-progress:

	31 March, 2023	31 March, 2022
Finance Cost	10.21	9.73
Salaries and wages	7.88	5.03
Other Overheads	3.16	1.97
	<b>21.25</b>	<b>16.73</b>
Add: Balance brought forward from previous year	9.35	12.93
Less: Capitalised during the year to Property, plant and equipment	12.19	20.31
<b>Balance lying in capital work-in-progress</b>	<b>18.41</b>	<b>9.35</b>

\* Includes ₹ Nil (31 March, 2022 ₹ 1.10 Crores) on account of duty saved on assets imported under the EPCG scheme.

#### Ageing of Capital Work- in- Progress (CWIP) :

Particulars	Amount in CWIP for a period of				Total
	Less than 1 year	1-2 years	2-3 years	More than 3 years	
<b>As at 31 March, 2023</b>					
Projects in progress	274.58	9.97	0.91	-	285.46
<b>As at 31 March, 2022</b>					
Projects in progress	109.71	17.87	1.82	-	129.40

### NOTE 3(C): INVESTMENT PROPERTY

#### Accounting Policy

Property that is held for long-term rental yields or for capital appreciation or both, and that is not occupied by the Company, is classified as investment property. Investment property is measured initially at its cost, including related transaction costs. Subsequent to initial recognition, investment properties are stated at cost less accumulated depreciation and accumulated impairment loss, if any. Subsequent expenditure is capitalised to the asset's carrying amount only when it is probable that future economic benefits associated with the expenditure will flow to the Company and the cost of the item can be measured reliably. Investment properties are derecognised either when they have been disposed off or when they are permanently

## Notes to Standalone Ind AS Financial Statements

as at and for the year ended 31 March, 2023

(All amounts in ₹ Crores, unless otherwise stated)

withdrawn from use and no future economic benefit is expected from their disposal. The difference between the net disposal proceeds and the carrying amount of the asset is recognised in the statement of profit or loss in the period of derecognition.

Particulars	Land*
<b>Year ended 31 March, 2023</b>	
Opening gross carrying amount at 1 April, 2022	4.48
<b>Closing gross carrying amount</b>	<b>4.48</b>
<b>Year ended 31 March, 2022</b>	
Opening gross carrying amount at 1 April, 2021	4.48
<b>Closing gross carrying amount</b>	<b>4.48</b>

\* No movement in Investment property during the current year and previous year.

### Estimation of fair value

The Company's investment property consists of freehold land in Angul, Odisha, India.

The fair value of the investment property is based on current prices for similar property. The main inputs used are quantum, area, location, demand, and trend of fair market value in the area.

The fair value is based on independent valuation done by registered valuer [as defined under rule 2 of Companies (Registered Valuers and Valuation) Rules, 2017]. Fair valuation is based on market approach method and categorised as Level 2 fair value hierarchy. The fair value of the property is ₹ 7.98 Crores and ₹ 7.41 Crores as at 31 March, 2023 and 31 March, 2022 respectively.

The Company has no restrictions on the realisability of its investment property and no contractual obligations to purchase, construct or develop investment property or for repairs, maintenance and enhancements.

Fair value hierarchy disclosures for investment properties have been provided in Note 30 (iv).

### NOTE 3(D): INTANGIBLE ASSETS

#### Accounting Policy

Intangible assets have a finite useful life and are stated at cost less accumulated amortisation, impairment loss, if any.

Computer Software for internal use, which is primarily acquired from third party vendors, is capitalised. Subsequent costs associated with maintaining such software are recognised as expense as incurred. Cost of software includes license fees and cost of implementation / system integration services, where applicable.

Gains or losses arising from derecognition of an intangible asset are measured as the difference between the net disposal proceeds and the carrying amount of the asset and are recognised in the statement of profit or loss when the asset is derecognised.

#### Amortisation method and period

Computer software is amortised on a straight line basis over estimated useful life of three years from the date of capitalisation.

Amortisation method and useful lives are reviewed periodically at each financial year end.

## Notes to Standalone Ind AS Financial Statements

as at and for the year ended 31 March, 2023

(All amounts in ₹ Crores, unless otherwise stated)

Particulars	Computer Software
<b>Year ended 31 March, 2023</b>	
<b>Gross carrying amount</b>	
Opening balance as at 1 April, 2022	2.54
Additions during the year	0.03
<b>Closing Gross carrying amount</b>	<b>2.57</b>
<b>Accumulated amortisation</b>	
Opening balance as at 1 April, 2022	1.79
Amortisation charge during the year	0.11
<b>Closing accumulated amortisation</b>	<b>1.90</b>
<b>Net Carrying Amount as at 31 March, 2023</b>	<b>0.67</b>
<b>Year ended 31 March, 2022</b>	
<b>Gross carrying amount</b>	
Opening balance as at 1 April, 2021	2.25
Additions during the year	0.29
<b>Closing Gross carrying amount</b>	<b>2.54</b>
<b>Accumulated amortisation</b>	
Opening balance as at 1 April, 2021	1.60
Amortisation charge during the year	0.19
<b>Closing accumulated amortisation</b>	<b>1.79</b>
<b>Net Carrying Amount as at 31 March, 2022</b>	<b>0.75</b>

- Amortisation has been included under depreciation and amortisation expense in the Statement of Profit and Loss (Refer Note 20).

### NOTE 3(E): RIGHT OF USE ASSETS

#### Accounting Policy

The Company recognises right-of-use assets at the commencement date of the lease (i.e., the date the underlying asset is available for use). Right-of-use assets are measured at cost, less any accumulated depreciation and impairment losses, and adjusted for any remeasurement of lease liabilities. The cost of right-of-use assets includes the amount of lease liabilities recognised, initial direct costs incurred, and lease payments made at or before the commencement date. Right-of-use assets are depreciated on a straight-line basis over the shorter of the lease term and the estimated useful lives of the assets.

The right-of-use assets are also subject to impairment. Refer to the accounting policies in section 1.2. Impairment of non-financial assets.



## Notes to Standalone Ind AS Financial Statements

as at and for the year ended 31 March, 2023

(All amounts in ₹ Crores, unless otherwise stated)

Particulars	Right of use assets*
<b>Year ended 31 March, 2023</b>	
<b>Gross carrying amount</b>	
Balance as of 1 April, 2022	147.70
Additions during the year	4.65
<b>Closing Gross carrying amount</b>	<b>152.35</b>
<b>Accumulated depreciation</b>	
Balance as of 1 April, 2022	58.24
Depreciation charge during the year	20.52
<b>Closing accumulated depreciation</b>	<b>78.76</b>
<b>Net Carrying Amount as at 31 March, 2023</b>	<b>73.59</b>

Particulars	Right of use assets*
<b>Year ended 31 March, 2022</b>	
<b>Gross carrying amount</b>	
Balance as of 1 April, 2021	143.82
Additions during the year	3.88
<b>Closing Gross carrying amount</b>	<b>147.70</b>
<b>Accumulated depreciation</b>	
Balance as of 1 April, 2021	37.53
Depreciation charge during the year	20.71
<b>Closing accumulated depreciation</b>	<b>58.24</b>
<b>Net Carrying Amount as at 31 March, 2022</b>	<b>89.46</b>

\* Right of use assets mainly consists of Office Building & Godown, Storage Tanks for Raw Material and Vehicles taken under lease agreement.

Particulars	As at 31 March, 2023		As at 31 March, 2022	
	Closing Gross carrying amount	Net carrying amount	Closing Gross carrying amount	Net carrying amount
Office Building & Godown	74.36	46.32	74.36	54.43
Storage Tanks for Raw Material	66.86	23.24	66.86	33.76
Vehicles	11.13	4.03	6.48	1.27
<b>Total</b>	<b>152.35</b>	<b>73.59</b>	<b>147.70</b>	<b>89.46</b>

### NOTE 4(A): INVESTMENTS

#### Accounting Policy

##### 1. Investment in subsidiaries

Investments in shares of subsidiaries are stated at cost less provision for impairment losses, if any. Investments are tested for impairment whenever an event or changes in circumstances indicate that the carrying amount may not be recoverable. An impairment loss is recognised for the amount by which the carrying amount of investments exceeds its recoverable amount. If, in a subsequent period, recoverable amount equals or exceeds the carrying amount, the impairment loss recognised is reversed accordingly.

## Notes to Standalone Ind AS Financial Statements

as at and for the year ended 31 March, 2023

(All amounts in ₹ Crores, unless otherwise stated)

### 1.1 Investment (other than investment in shares of subsidiaries)

#### 1.1.1. Classification

The Company classifies its investments as those to be measured subsequently at fair value (either through other comprehensive income or through profit and loss).

The classification depends on the Company's business model for managing the investments and the contractual terms of cash flows.

For investments measured at fair value, gains and losses are either recorded in the statement of profit and loss or other comprehensive income. For investments in debt instruments, this depends on the business model in which the investment is held. For investments in equity instruments, this depends on whether the Company has made an irrevocable election at the time of initial recognition to account for the equity investment at fair value through other comprehensive income (FVTOCI). The Company reclassifies the debt investments when and only when the business model for managing those investment changes.

#### 1.1.2. Measurement

At initial recognition, the Company measures an investment at its fair value plus, in the case of investment not at fair value through profit and loss, transaction costs that are directly attributable to the acquisition of the investment. Transaction costs of investments carried at fair value through profit and loss are expensed in the statement of profit and loss.

##### (a) Debt Instrument

Subsequent measurement of debt instruments depends on the Company's business model for managing the investment and the cash flow characteristics of the investment. The Company classifies its debt instruments as:

**Fair Value Through Profit and Loss (FVTPL):** Investments that do not meet the criteria for amortised cost or FVTOCI are measured at fair value through profit and loss. A gain or loss on a debt investment that is subsequently measured at fair value through profit and loss is recognised in statement of profit and loss and presented on net basis in the statement of profit and loss within other income/ other expense in the year in which it arises.

##### (b) Equity Instrument

The Company subsequently measures all equity investments at fair value through Other Comprehensive Income and there is no subsequent reclassification of fair value gains and losses to the statement of profit and loss. At the time of derecognition of such investments, the gain or loss is transferred to retained earnings.

	As at 31 March, 2023	As at 31 March, 2022
<b>Non-Current</b>		
<b>Investments in Subsidiary companies at cost (unquoted)</b>		
<b>In Equity Instrument (fully paid up)</b>		
Phillips Carbon Black Cyprus Holdings Limited	21.65	21.65
18,118 (31 March, 2022: 18,118) equity shares of Euro 1/- each		
PCBL (TN) Limited	30.00	9.36
3,00,00,000 (31 March, 2022: 93,60,000) equity shares of ₹ 10/- each		
<b>Total (A)</b>	<b>51.65</b>	<b>31.01</b>

## Notes to Standalone Ind AS Financial Statements

as at and for the year ended 31 March, 2023

(All amounts in ₹ Crores, unless otherwise stated)

	As at 31 March, 2023	As at 31 March, 2022
<b>In Preference Shares (fully paid-up)</b>		
PCBL (TN) Limited		
7,20,00,000 (31 March, 2022: 1,94,00,000) 9% Cumulative Non Convertible Redeemable Preference shares of ₹ 100 each	720.00	194.00
<b>Total (B)</b>	<b>720.00</b>	<b>194.00</b>
<b>Investments in Equity Instruments (fully paid-up) - Others</b>		
<b>Quoted</b>		
Bank of Baroda	0.61	0.40
35,930 (31 March, 2022: 35,930) equity shares of ₹ 2/- each @		
Indian Overseas Bank	0.03	0.02
11,400 (31 March, 2022: 11,400) equity shares of ₹ 10/- each @		
Norplex Oak India Limited	-	-
Nil (31 March, 2022: 380,000) equity shares of ₹ 10/- each *		
Maple Circuits Limited	-	-
Nil (31 March, 2022: 765,000) equity shares of ₹ 10/- each *		
CESC Limited	112.39	127.90
16,861,980 (31 March, 2022: 16,861,980) equity shares of ₹ 1/- each @		
RPSG Ventures Limited	12.31	19.74
(Erstwhile: CESC Ventures Limited)		
337,239 (31 March, 2022: 337,239) equity shares of ₹ 10/- each @		
Spencers Retail Limited	5.94	9.21
1,146,613 (31 March, 2022: 1,146,613) equity shares of ₹ 5/- each @		
<b>Total (C)</b>	<b>131.28</b>	<b>157.27</b>
<b>Unquoted @</b>		
Apeejay Charter Private Limited	-	0.04
1,600 (31 March, 2022: 1,600) equity shares of ₹ 10/- each ^		
RPSG Resources Private Limited	9.57	10.36
(Erstwhile: Accurate Commodore Private Limited)		
460,909 (31 March, 2022: 390,000) equity shares of ₹ 10/- each		
Woodlands Multispeciality Hospital Limited	8.14	8.85
145,480 (31 March, 2022: 145,480) equity shares of ₹ 10/- each		
Ritushree Vanijya Private Limited	25.58	23.52
1,900 (31 March, 2022: 1,900) equity shares of ₹ 10/- each		
Solty Commercial Private Limited	25.58	23.52
1,900 (31 March, 2022: 1,900) equity shares of ₹ 10/- each		
Spotboy Tracom Private Limited	24.69	25.71
330,875 (31 March, 2022: 330,875) equity shares of ₹ 10/- each		
RPG Industries (P) Limited	-	0.38
402,000 (31 March, 2022: 402,000) equity shares of ₹ 10/- each ^		
<b>Total (D)</b>	<b>93.56</b>	<b>92.38</b>

## Notes to Standalone Ind AS Financial Statements

as at and for the year ended 31 March, 2023

(All amounts in ₹ Crores, unless otherwise stated)

	As at 31 March, 2023	As at 31 March, 2022
<b>Investments in Preference Shares (fully paid-up) - Others [At FVTPL]</b>		
<b>Unquoted</b>		
Devise Properties Private Limited	9.00	8.34
1,050,000 (31 March, 2022: 1,050,000) 0% Convertible Preference shares of ₹ 100/- each at par		
Norplex Oak India Limited	-	-
Nil (31 March, 2022: 50) Preference shares of ₹ 100/- each *		
Maple Circuits Limited	-	-
Nil (31 March, 2022: 50) Preference shares of ₹ 100/- each *		
<b>Total (E)</b>	<b>9.00</b>	<b>8.34</b>
<b>(F)=(A)+(B)+ (C)+(D)+( E)</b>	<b>1,005.49</b>	<b>483.00</b>
<b>Current</b>		
<b>Investments in Mutual Funds [At FVTPL]</b>		
<b>Quoted</b>		
SBI Liquid Fund	-	50.01
Nil (31 March, 2022: 1,50,038.47 Units) of face value ₹ 1,000/- each		
ICICI Prudential Overnight Fund Direct Plan - Growth	-	100.00
Nil (31 March, 2022: 87,25,871.78 Units) of face value ₹ 100/- each		
LIC Liquid Fund	-	50.01
Nil (31 March, 2022: 1,29,330.78 Units) of face value ₹ 1,000/- each		
HDFC Liquid Fund	-	100.02
Nil (31 March, 2022: 2,39,012.35 Units ) of face value ₹ 1,000/- each		
	-	<b>300.04</b>
1. Additional Information		
(a) Aggregate amount - market value of quoted investments	131.28	457.31
(b) Aggregate amount of unquoted investments	874.21	325.73

2 Refer note 30 for information about fair value measurements and note 31 for credit risk and market risk on investments.

@ These investments in equity instruments are not held for trading. Upon application of Ind AS 109, the Company has chosen to designate these investments in equity instruments at FVTOCI as the management believes that this provides a more meaningful presentation for long term investments than reflecting changes in fair values immediately in statement of profit and loss. Based on the aforesaid election, fair value changes are accumulated within Equity under "Fair Value Changes through Other Comprehensive Income - Equity Instruments". The Company transfers amounts from this reserve to retained earnings when relevant equity shares are derecognised. The fair value of such unquoted investments has been carried out by applying applicable valuation methodologies, which has been performed by independent valuation experts.

\* The cost of quoted and unquoted investments in equity instruments (fully paid up) and preference shares (fully paid up) respectively, written off in earlier years, though quantity thereof appears in the books. During the current year, the same has been sold.

^ The cost of unquoted investments in equity instruments (fully paid up) have been written off during the year, though quantity thereof appears in the books.

## Notes to Standalone Ind AS Financial Statements

as at and for the year ended 31 March, 2023

(All amounts in ₹ Crores, unless otherwise stated)

### NOTE 4(B): TRADE RECEIVABLES

#### Accounting Policy

Trade receivables are amounts receivable from customers for goods sold in the ordinary course of business. Trade receivable are initially recognised at transaction price and subsequently measured at amortised cost using the effective interest method, less provision for impairment. For trade receivables, the Company applies the simplified approach permitted by Ind AS 109 Financial Instruments, which requires expected lifetime losses to be recognised from initial recognition of the receivables.

	As at 31 March, 2023	As at 31 March, 2022
<b>Secured</b>		
Considered Good	1.94	1.94
<b>Unsecured</b>		
Considered Good	1,105.83	1,103.16
Receivables which have significant increase in credit risk	1.22	1.11
Less : Allowance for significant increase in credit risk	(1.22)	(1.11)
<b>Total</b>	<b>1,107.77</b>	<b>1,105.10</b>

- No trade or other receivable are due from directors or other officers of the Company either severally or jointly with any other person. Nor any trade or other receivable are due from firms or private companies respectively in which any director is a partner, a director or a member.
- Trade receivables are non-interest bearing and are generally on terms of 0 to 90 days.
- The carrying amount of trade receivables may be affected by the changes in the credit risk of the counterparties as well as the currency risk as explained in note 31.
- For lien / charge against trade receivables, Refer note 10 (a).

#### Ageing of Trade Receivables:

##### As at 31 March, 2023

	Current but not due	Outstanding for following periods from due date of payment					Total
		Less than 6 Months	6 months - 1 year	1-2 years	2-3 years	More than 3 years	
Undisputed Trade Receivables – considered good	1,028.47	79.30	-	-	-	-	1,107.77
Undisputed Trade Receivables – which have significant increase in credit risk	-	-	-	0.11	-	1.11	1.22
Less : Allowance for significant increase in credit risk	-	-	-	(0.11)	-	(1.11)	(1.22)
<b>Total</b>	<b>1,028.47</b>	<b>79.30</b>	<b>-</b>	<b>-</b>	<b>-</b>	<b>-</b>	<b>1,107.77</b>

##### As at 31 March, 2022

	Current but not due	Outstanding for following periods from due date of payment					Total
		Less than 6 Months	6 months - 1 year	1-2 years	2-3 years	More than 3 years	
Undisputed Trade Receivables – considered good	1,007.89	97.21	-	-	-	-	1,105.10
Undisputed Trade Receivables – which have significant increase in credit risk	-	-	-	-	-	1.11	1.11
Less : Allowance for significant increase in credit risk	-	-	-	-	-	(1.11)	(1.11)
<b>Total</b>	<b>1,007.89</b>	<b>97.21</b>	<b>-</b>	<b>-</b>	<b>-</b>	<b>-</b>	<b>1,105.10</b>

## Notes to Standalone Ind AS Financial Statements

as at and for the year ended 31 March, 2023

(All amounts in ₹ Crores, unless otherwise stated)

### NOTE 4(C): CASH AND CASH EQUIVALENTS

#### Accounting Policy

Cash and cash equivalents comprise cash at bank, cash in hand and short-term deposits with an original maturity of three months or less, which are subject to an insignificant risk of changes in value.

Short-term deposits are made for varying periods of between one day and three months, depending on the immediate cash requirements of the Company, and earn interest at the respective short-term deposit rates.

	As at 31 March, 2023	As at 31 March, 2022
Balances with banks	36.71	103.62
Remittances in transit	-	0.27
Cash on Hand	0.08	0.08
<b>Total</b>	<b>36.79</b>	<b>103.97</b>

### NOTE 4(D): OTHER BANK BALANCES

	As at 31 March, 2023	As at 31 March, 2022
Balances with banks		
- In Unpaid Dividend Accounts *	5.27	4.72
<b>Total</b>	<b>5.27</b>	<b>4.72</b>

\* Earmarked for payment of Unclaimed Dividends [Refer Note 10 (d) ]

### NOTE 4(E): LOANS

#### (Unsecured, considered good)

	As at 31 March, 2023	As at 31 March, 2022
<b>Non-current</b>		
Loan to Related Party- Repayable on Demand		
Phillips Carbon Black Cyprus Holding Limited (Subsidiary)	6.19	6.19
<b>Other Loans</b>		
Loan to Employees	1.46	1.03
<b>Total</b>	<b>7.65</b>	<b>7.22</b>
<b>Current</b>		
Other Loans		
Loan to Employees @	0.52	0.46
<b>Total</b>	<b>0.52</b>	<b>0.46</b>

@ Includes amount due from an officer of the Company

#### Amount of Loan or Advance in the nature of Loan Outstanding : (Refer Note 28 )

Type of Borrower :	As at 31 March, 2023	As at 31 March, 2022
Key Managerial Person (KMP)	-	0.02
Related Parties	6.19	6.19



## Notes to Standalone Ind AS Financial Statements

as at and for the year ended 31 March, 2023

(All amounts in ₹ Crores, unless otherwise stated)

### NOTE 4(F): OTHER FINANCIAL ASSETS

(Unsecured, considered good)

	As at 31 March, 2023	As at 31 March, 2022
<b>Non-Current</b>		
Security deposits*	21.78	25.34
Margin Money Deposit against guarantees	4.80	0.55
	<b>26.58</b>	<b>25.89</b>
<b>Current</b>		
Security deposits*	10.09	16.09
Receivable from PCBL (TN) Limited (Subsidiary)	0.70	0.13
	<b>10.79</b>	<b>16.22</b>

\* Refer Note 28 for transactions with Related Parties

### NOTE 5: OTHER ASSETS

(Unsecured considered good, unless otherwise stated)

	As at 31 March, 2023	As at 31 March, 2022
<b>Non-current</b>		
Capital advances		
- Considered Good :	11.71	12.76
- Considered Doubtful :	0.78	0.78
Less : Allowance for doubtful advances	(0.78)	(0.78)
Deposits under Protest	3.94	3.73
Others		
Prepaid Expenses	2.52	2.32
	<b>18.17</b>	<b>18.81</b>
<b>Current</b>		
Advances other than capital advances		
Advances to Suppliers/ Service providers (other than capital)		
- Considered Good :	10.21	19.63
- Considered Doubtful :	0.88	0.88
Less : Allowance for doubtful advances	(0.88)	(0.88)
Others		
Balances with Government Authorities *		
- Considered Good :	53.23	16.88
- Considered Doubtful :	2.16	2.16
Less : Allowance for doubtful advances	(2.16)	(2.16)
Advances to Employees	1.45	1.19
Prepaid Expenses	10.32	9.27
Export Benefit Receivables #	4.39	1.77
	<b>79.60</b>	<b>48.74</b>

\* Balances with Government Authorities primarily includes amounts realisable, if any, from the GST Authorities and customs authorities of India and the unutilised GST input credits on purchases to be utilised against future GST liabilities. These are generally realised within one year and hence these balances have been classified as current assets.

# Export Benefit Receivables primarily consist of amounts receivable from government authorities of India towards incentives on export sales made by the Company.

## Notes to Standalone Ind AS Financial Statements

as at and for the year ended 31 March, 2023

(All amounts in ₹ Crores, unless otherwise stated)

### NOTE 6: INVENTORIES

(At lower of cost and net realisable value)

#### Accounting Policy

Inventories are stated at lower of cost and net realisable value.

- Raw materials, Stores and Spares and Packing Material: cost is determined on moving weighted average method and includes cost of purchase and other incidental costs. However, material and other items held for use in production of inventories are not written down below cost if the finished products in which they will be incorporated are expected to be sold at or above cost.
- Finished goods: cost includes cost of direct materials, labour and a proportion of manufacturing overheads based on the normal operating capacity.

Net realisable value is the estimated selling price in the ordinary course of business less the estimated cost of completion and the estimated cost necessary to make the sale.

	As at 31 March, 2023	As at 31 March, 2022
Raw materials	345.25	464.32
Finished goods	92.35	88.46
Stores and spares parts [including packing material ₹ 5.26 Crores (Previous Year ₹ 6.05 Crores)]	48.20	51.13
	<b>485.80</b>	<b>603.91</b>

For lien / charge against Inventories, Refer note 10 (a).

### NOTE 7: NON CURRENT TAX ASSETS (NET)

	As at 31 March, 2023	As at 31 March, 2022
Advance payment of Taxes (Net of Provisions for Tax: ₹ 641.00 Crores)	7.44	-
	<b>7.44</b>	<b>-</b>

### NOTE 8: EQUITY SHARE CAPITAL

#### Authorised share capital

	As at 31 March, 2023	As at 31 March, 2022
62,00,00,000 equity shares of Re. 1/- each (31 March, 2022: 31,00,00,000 equity shares of ₹ 2/- each) (Refer (i) below)	62.00	62.00

#### Reconciliation of number of equity shares (Authorised)

Particulars	Year ended 31 March, 2023		Year ended 31 March, 2022	
	Number of Shares	Amount	Number of Shares	Amount
As at the beginning of the year	310,000,000	62.00	310,000,000	62.00
Add: On account of sub-division of equity shares	310,000,000	-	-	-
<b>As at the end of the year</b>	<b>620,000,000</b>	<b>62.00</b>	<b>310,000,000</b>	<b>62.00</b>

## Notes to Standalone Ind AS Financial Statements

as at and for the year ended 31 March, 2023

(All amounts in ₹ Crores, unless otherwise stated)

### Issued, subscribed and paid-up

	As at 31 March, 2023	As at 31 March, 2022
37,74,62,604 equity shares of Re. 1/- each (31 March, 2022: 18,87,31,302 equity shares of ₹ 2/- each) fully paid up (Refer (i) below)	37.75	37.75
	<b>37.75</b>	<b>37.75</b>

### Reconciliation of number of equity shares outstanding (Issued, subscribed and paid-up)

Particulars	Year ended 31 March, 2023		Year ended 31 March, 2022	
	Number of Shares	Amount	Number of Shares	Amount
As at the beginning of the year	188,731,302	37.75	172,337,860	34.47
Add: Equity shares issued during the year [Refer Note (ii) below]	-	-	16,393,442	3.28
Add: On account of sub-division of equity shares [Refer Note (i) below]	188,731,302	-	-	-
<b>As at the end of the year</b>	<b>377,462,604</b>	<b>37.75</b>	<b>188,731,302</b>	<b>37.75</b>

(i) Pursuant to the Special Resolution passed by the Shareholders of the Company by way of Postal Ballot through electronic means on 17 March, 2022, the Company has sub-divided its equity share of face value ₹ 2/- (₹ Two only) each fully paid up, into 2 (two) equity shares of face value Re. 1/- (Rupee One) each fully paid-up, effective from 13 April, 2022. This has been considered for calculating weighted average number of equity shares for year ended 31 March, 2022 as per Ind AS 33-Earnings Per Share.

(ii) During the previous year ended 31 March, 2022, the Company has issued and allotted 1,63,93,442 equity shares of ₹ 2 each at an issue price of ₹ 244 per equity share, aggregating to ₹ 399.99 Crores (including securities premium of ₹ 396.71 Crores) on 5 October, 2021. The issue was made through eligible Qualified Institutions Placement (QIP) in terms of the Securities and Exchange Board of India (Issue of Capital and Disclosure Requirements) Regulations, 2018 (SEBI Regulations) as amended, Section 42, Section 62 and other relevant provisions of the Companies Act, 2013. Pursuant to the allotment of equity shares in the QIP, the paid up equity share capital of the Company has increased from ₹ 34.47 Crores comprising of 17,23,37,860 equity shares to ₹ 37.75 Crores comprising of 18,87,31,302 equity shares.

The Company had incurred expenses amounting to ₹ 9.89 Crores towards issuance of equity shares which have been debited to securities premium account.

The Company has complied with applicable provisions of the Companies Act, 2013 and SEBI Regulations in respect of Qualified Institutions Placement of equity shares during the year. The amount raised, as aforesaid has been fully utilised for the purposes for which the funds were raised.

(iii) No equity shares were allotted as fully paid up by way of bonus shares or pursuant to contract(s) without payment being received in cash during the last five years. Further, none of the shares were bought back by the Company during the last five years.

(iv) Details of equity shares held by the shareholders holding more than 5% of the shares in the Company:

Sl. No.	Name	Year ended 31 March, 2023					
		No. of Shares at the beginning of the year	Change during the year (Face value Re.1/- per share)	On account of sub-division of equity shares -Refer Note 8 (i)	No. of Shares at the end of the year (Face value Re. 1/- per share)	% of total Shares	% Changes during the year
1	Rainbow Investments Limited (Refer Note 28)	86,515,370	-	86,515,370	173,030,740	45.84	-

## Notes to Standalone Ind AS Financial Statements

as at and for the year ended 31 March, 2023

(All amounts in ₹ Crores, unless otherwise stated)

Sl. No.	Name	Year ended 31 March, 2022	
		No. of Shares	% of total Shares
1	Rainbow Investments Limited (Refer Note 28)	86,515,370	45.84

### (v) Shareholding of Promoter

Sl. No.	Name	Year ended 31 March, 2023					
		No. of Shares at the beginning of the year	Change during the year (Face value Re.1/- per share)	On account of sub-division of equity shares -Refer Note 8(i)	No. of Shares at the end of the year (Face value Re.1/- per share)	% of total Shares	% Changes during the year
1	Rainbow Investments Limited	86,515,370	-	86,515,370	173,030,740	45.84	-
2	Dotex Merchandise Private Limited	5,340,000	-	5,340,000	10,680,000	2.83	-
3	Quest Capital Markets Limited (Erstwhile: BNK Capital Markets Limited)	3,669,000	-	3,669,000	7,338,000	1.94	-
4	STEL Holdings Limited	1,451,915	-	1,451,915	2,903,830	0.77	-
5	Lebnitze Real Estates Private Limited	1,320	80,000	1,320	82,640	0.02	6160.61%
6	Saregama India Limited	500	-	500	1,000	0.00*	-
<b>Total</b>		<b>96,978,105</b>	<b>80,000</b>	<b>96,978,105</b>	<b>194,036,210</b>	<b>51.40</b>	

Sl. No.	Name	As at 31 March, 2022		
		No. of Shares	% of total Shares	% Changes during the year
1	Rainbow Investments Limited	86,515,370	45.84	-
2	Dotex Merchandise Private Limited	5,340,000	2.83	-
3	Quest Capital Markets Limited (Erstwhile: BNK Capital Markets Limited)	3,669,000	1.94	100%
4	STEL Holdings Limited	1,451,915	0.77	221.28%
5	Lebnitze Real Estates Private Limited	1,320	0.00*	100%
6	Saregama India Limited	500	0.00*	-
<b>Total</b>		<b>96,978,105</b>	<b>51.38</b>	

\* % is below the rounding off norm adopted by the Company.

### (vi) Terms/ Rights attached to equity shares

The Company has only one class of equity shares having par value of Re 1/- per share and each shareholder is entitled for one vote per share held. The Company declares and pays dividends in Indian rupees. The dividend proposed by the Board of Directors is subject to the approval of the shareholders in the ensuing Annual General Meeting except in case of interim dividend. In the event of liquidation, the equity shareholders are entitled to receive the remaining assets of the Company after distribution of all preferential amounts, in proportion to their shareholding.

(vii) Allotment of 1,823 equity shares of ₹ 10/- each is pending against rights issue made during 1993-94.

(viii) 48 equity shares of ₹ 10/- each have not been issued to the concerned non-resident shareholders pending approval of the Reserve Bank of India.

(ix) There are no calls unpaid by Directors / Officers of the Company.

(x) The Company has not converted any securities into equity shares / preference shares during above financial years.

## Notes to Standalone Ind AS Financial Statements

as at and for the year ended 31 March, 2023

(All amounts in ₹ Crores, unless otherwise stated)

### NOTE 9: OTHER EQUITY

	As at 31 March, 2023	As at 31 March, 2022
<b>(i) Reserves and Surplus</b>		
Capital Reserve (Refer a below)	1.53	1.53
Securities Premium (Refer b below)	610.95	610.95
Statutory reserve (U/s 451C of Reserve Bank of India Act, 1934) (Refer c below)	0.60	0.60
General reserve (Refer d below)	73.38	73.38
Retained Earnings (Refer e below)	1,948.75	1,710.45
<b>(ii) Other Reserves</b>		
Equity Instruments through Other comprehensive income (Refer f below)	146.66	170.25
	<b>2,781.87</b>	<b>2,567.16</b>
<b>(a)</b> Capital reserve represents amount transferred from the transferor company pursuant to a Scheme of Amalgamation - Balance brought forward	1.53	1.53
<b>(b)</b> Securities premium is used to record the premium on issue of shares. The reserve is utilised in accordance with the provisions of Section 52 of the Companies Act, 2013		
Balance as at the beginning of the year	610.95	224.12
Premium on equity shares issued through Qualified Institutions Placement [Refer Note 8(ii)]	-	386.83**
Balance as at the end of the year	610.95	610.95
** Net of expenses on shares issued through Qualified Institutions Placement. The expenses includes ₹ 0.70 crores towards services rendered by statutory auditor.		
<b>(c)</b> Statutory Reserve represents amount transferred from transferor Company pursuant to a scheme of amalgamation - Balance brought forward	0.60	0.60
<b>(d) General Reserve - balance brought forward</b>	73.38	73.38
Under the erstwhile Indian Companies Act, 1956, a general reserve was created through an annual transfer of net profit at a specified percentage in accordance with applicable regulations. Consequent to introduction of Companies Act, 2013, the requirement to mandatorily transfer a specified percentage of the net profit to general reserve has been withdrawn though the Company may transfer such percentage of its profits for the financial year as it may consider appropriate. Declaration of dividend out of such reserve shall not be made except in accordance with rules prescribed in this behalf under the Act.		
<b>(e) Retained Earnings</b>		
Balance as at the beginning of the year	1,710.45	1,473.85
i) Profit for the year	444.09	427.14
ii) Items of other comprehensive income recognised directly in Retained Earnings		
- Remeasurement of post-employment defined benefit obligation, net of tax [₹ 0.97 crores {31 March, 2022 : (₹ 0.97 crores)}]	1.81	(1.81)
iii) Dividends paid (Refer note 26)	(207.60)	(188.73)
Balance as at the end of the year	<b>1,948.75</b>	<b>1,710.45</b>
Retained Earnings are the profits and gains that the Company has earned till date less any transfer to general reserve, dividends or other distributions paid to shareholders.		
<b>(f) Other Comprehensive Income</b>		
<b>Equity Instruments through Other Comprehensive Income</b>		
Balance as at the beginning of the year	170.25	119.22
i) Changes in fair value of FVTOCI Equity Instruments, net of tax [(₹ 3.12 crores) {31 March, 2022 : ₹ 10.09 crores}]	(23.59)	51.03
Balance as at the end of the year	<b>146.66</b>	<b>170.25</b>

The Company has elected to recognise changes in the fair value of certain investments in equity instruments in Other Comprehensive Income. These changes are accumulated within the FVTOCI equity investments reserve within equity. The Company transfers amounts from this reserve to Retained Earnings when the relevant equity shares are derecognised.

## Notes to Standalone Ind AS Financial Statements

as at and for the year ended 31 March, 2023

(All amounts in ₹ Crores, unless otherwise stated)

### NOTE 10 (A): BORROWINGS

#### Accounting Policy

Borrowings are initially recognised at fair value, net of transaction costs incurred. Borrowings are subsequently measured at amortised cost using the effective interest rate (EIR) method. Any difference between the proceeds (net of transaction costs) and the redemption amount is recognised in the statement of profit and loss over the period of the borrowings using the effective interest rate method. Fees paid on the establishment of loan facilities are recognised as transaction costs of the borrowings to the extent that it is probable that some or all of the facility will be utilised. In this case, the fee is deferred until the draw down occurs. Borrowings are derecognised from the balance sheet when the obligation specified in the contract is discharged, cancelled or expired.

Borrowings are classified as current and non-current liabilities based on repayment schedule agreed with banks.

#### (i) Non-current borrowings

	As at 31 March, 2023	As at 31 March, 2022
<b>SECURED LOANS</b>		
Term loans from Banks	273.00	309.02
Less: Current maturities of long term debts [Refer (ii) below]	(68.81)	(88.68)
	<b>204.19</b>	<b>220.34</b>
Out of the Term Loans in (i) above, loans amounting to:		
a) ₹ 273.00 Crores (31 March, 2022 - ₹ 309.02 Crores) are secured with a first charge by way of a hypothecation over all moveable properties of the Company both present and future, ranking pari passu with charge created in favour of other term lenders.		
<b>Maturity Profile of Long Term Borrowings</b>		
Loan with residual maturity of upto 1 and 3 years	201.58	36.67
Loan with residual maturity of upto 3 and 5 years	52.13	272.35
Loan with residual maturity of upto 5 and 10 years	19.29	-
	<b>273.00</b>	<b>309.02</b>
Interest rate on Rupee loans from Banks are based on spread over respective Lenders benchmark rate.		
All of the above are repayable in periodic instalments over the maturity period of the respective loans.		

#### (ii) Current borrowings

	As at 31 March, 2023	As at 31 March, 2022
<b>SECURED LOANS FROM BANKS</b>		
Loans repayable on demand	-	49.87
Other loans	220.00	200.10
a) <b>Nature of Security</b>		
Secured by first charge by way of hypothecation of all the Company's current assets, namely all the stock of raw materials, stock in process, semi finished goods and finished goods, consumable stores and spares not relating to plant and machinery (consumable and spares) both present and future, bills receivable, bills whether documentary or clean, outstanding monies, receivables, book debts and all other current assets of the Company both present and future, ranking pari passu without any preference or priority of one over the others.		
Current maturities of long term debts [Refer Note(i) above]	68.81	88.68
<b>UNSECURED LOANS</b>		
Loans repayable on demand		
- From Banks	200.00	125.00
	<b>488.81</b>	<b>463.65</b>

Refer notes 3(a), 4(b) and 6 for details of assets pledged as security as set out in the above note. Refer note 31 for information about liquidity risk and market risk on borrowings.



## Notes to Standalone Ind AS Financial Statements

as at and for the year ended 31 March, 2023

(All amounts in ₹ Crores, unless otherwise stated)

### NOTE 10(B): TRADE PAYABLES

#### Accounting Policy

Trade payables represent liabilities for goods and services provided to the Company prior to the end of financial year which are unpaid. Trade and other payables are presented as current liabilities unless payment is not due within 12 months after the reporting period. They are recognised initially at their fair value and subsequently measured at amortised cost using the effective interest rate method.

	As at 31 March, 2023	As at 31 March, 2022
<b>Current</b>		
Total outstanding dues of Micro Enterprises and Small Enterprises	41.62	21.56
Total outstanding dues of creditors other than Micro Enterprises and Small Enterprises	908.11	889.41
	<b>949.73</b>	<b>910.97</b>
<b>Information relating to Micro and Small Enterprises (MSMEs):</b>		
(i) The Principal amount and interest due there on remaining unpaid to suppliers under Micro and Small Enterprises Development Act, 2006		
Principal	40.00	20.02
Interest	0.00*	0.00*
(ii) The amount of interest paid by the buyer under Micro and Small Enterprises Development Act, 2006, along with the amounts of payment made to suppliers beyond the appointed day during the year		
Principal	-	-
Interest	-	-
(iii) The amount of interest due and payable for the period of delay in making payment (which have been paid but beyond the appointed day during the year) but without adding the interest specified under Micro and Small Enterprises Development Act, 2006		
Principal	221.62	175.92
Interest	0.08	0.04
(iv) The amount of interest accrued and remaining unpaid at the end of the year	1.62	1.54
(v) The amount of further interest remaining due and payable even in the succeeding years, until such date when interest dues as above are actually paid to the small enterprise, for the purpose of disallowance as deductible expenditure under Section 23	0.08	0.04

\* Amount is below the rounding off norm adopted by the Company.

#### Ageing of Trade Payables :

##### As at 31 March, 2023

Particulars	Not due	Outstanding for following periods from due date				Total
		Less than 1 Year	1-2 years	2-3 Years	More than 3 years	
(i) Micro Enterprises and Small Enterprises	38.31	2.31 \$	1.00 \$	-	-	41.62
(ii) Other than Micro Enterprises and Small Enterprises	870.40	36.17	0.16	0.95	0.43	908.11
<b>Total</b>	<b>908.71</b>	<b>38.48</b>	<b>1.16</b>	<b>0.95</b>	<b>0.43</b>	<b>949.73</b>

\$ Represents retention amount of suppliers

## Notes to Standalone Ind AS Financial Statements

as at and for the year ended 31 March, 2023

(All amounts in ₹ Crores, unless otherwise stated)

### As at 31 March, 2022

Particulars	Not due	Outstanding for following periods from due date				Total
		Less than 1 Year	1-2 years	2-3 Years	More than 3 years	
(i) Micro Enterprises and Small Enterprises	17.51	3.89 \$	0.16 \$	-	-	21.56
(ii) Other than Micro Enterprises and Small Enterprises	868.07	16.55	2.61	1.59	0.59	889.41
<b>Total</b>	<b>885.58</b>	<b>20.44</b>	<b>2.77</b>	<b>1.59</b>	<b>0.59</b>	<b>910.97</b>

\$ Represents retention amount of suppliers

### NOTE 10(C): LEASE LIABILITIES

#### Accounting Policy

##### Lease Liabilities

At the commencement date of the lease, the Company recognises lease liabilities measured at the present value of lease payments to be made over the lease term. The lease payments include fixed payments (including in substance fixed payments) and does not include non-lease components (maintenance charges etc.). In calculating the present value of lease payments, the Company uses its incremental borrowing rate at the lease commencement date because the interest rate implicit in the lease is not readily determinable. After the commencement date, the amount of lease liabilities is increased to reflect the accretion of interest and reduced for the lease payments made. Lease liabilities are remeasured with a corresponding adjustment to the related right of use asset if the Company changes its assessment if whether it will exercise an extension or a termination option.

	As at 31 March, 2023	As at 31 March, 2022
<b>At the beginning of the year</b>	101.83	117.06
Addition to lease liability during the year	4.65	3.88
Accretion of interest	8.59	9.76
Payment/adjustments of lease liabilities	(28.63)	(28.87)
<b>At the end of the year</b>	<b>86.44</b>	<b>101.83</b>
<b>Lease Liabilities: Non Current</b>	66.71	82.86
<b>Lease Liabilities: Current</b>	19.73	18.97

The table below provides details regarding the contractual maturities of lease liabilities as at year end on an undiscounted basis :

Particulars	As at 31 March, 2023	As at 31 March, 2022
Less than one year	27.51	27.04
One to five years	63.24	73.01
More than five years	17.49	30.66
<b>Total</b>	<b>108.24</b>	<b>130.71</b>

The table below provides details of amount recognised in Statement of profit and loss :

	Year ended 31 March, 2023	Year ended 31 March, 2022
Depreciation on Right-of-use assets (Refer note 20)	20.52	20.71
Interest expenses on lease liabilities (Refer note 19)	8.59	9.76
Rental expenses (excluding taxes) recorded for short term leases (refer note 21)	10.37	8.10
<b>Total</b>	<b>39.48</b>	<b>38.57</b>

## Notes to Standalone Ind AS Financial Statements

as at and for the year ended 31 March, 2023

(All amounts in ₹ Crores, unless otherwise stated)

### NOTE 10(D): OTHER FINANCIAL LIABILITIES

#### Accounting Policy

#### Short Term Employee Benefits

Liabilities for short term employee benefits that are expected to be settled wholly within 12 months after the end of the period are measured at the amounts expected to be paid when the liabilities are settled. The liabilities are presented as current employee benefits payable in the balance sheet.

	Year ended 31 March, 2023	Year ended 31 March, 2022
<b>Non-current</b>		
Capital creditors	7.77	8.01
	<b>7.77</b>	<b>8.01</b>
<b>Current</b>		
Interest accrued but not due	2.77	1.08
Unpaid Dividends [Refer Note (i) below]	5.27	4.72
Others:		
Security Deposits received	1.94	1.94
Employee benefits payable	29.35	21.98
Capital creditors	46.25	22.74
Directors' fees & commission payable	18.30	17.15
Derivative instrument not designated as hedges - foreign-exchange forward contracts	1.28	1.39
Others	0.27	0.78
	<b>105.43</b>	<b>71.78</b>

(i) There are no amounts due and outstanding to be credited to the Investor Education and Protection Fund under Section 125 of the Companies Act, 2013 as at the year end.

### NOTE 11: PROVISIONS

#### Accounting Policy

#### Provisions

Provisions are recognised when the Provisions has a present legal or constructive obligation as a result of past events and it is probable that an outflow of resources will be required to settle the obligation and the amount can be reliably estimated. Provisions are not recognised for future operating losses.

Provisions are measured at the present value of management's best estimates of the expenditure required to settle the present obligation at the end of the reporting period. The discount rate used to determine the present value is a pre-tax rate that reflects current market assessments of the time value of money and the risk specific to the liability. The increase in the provision due to the passage of time is recognised as interest expense.

	As at 31 March, 2023	As at 31 March, 2022
<b>Non-current</b>		
Provision for Employee Benefits		
Provision for gratuity (Refer Note 18.1)	3.12	-
Provision for Other liabilities	-	0.46
	<b>3.12</b>	<b>0.46</b>
<b>Current</b>		
Provision for Employee Benefits		
Provision for gratuity (Refer Note 18.1)	3.89	6.68
Provision for compensated absences	12.95	11.99
Provision for Other liabilities	-	0.04
Provisions for claims and litigations (Refer Note 11.1)	65.39	60.62
	<b>82.23</b>	<b>79.33</b>

## Notes to Standalone Ind AS Financial Statements

as at and for the year ended 31 March, 2023

(All amounts in ₹ Crores, unless otherwise stated)

### 11.1. Provisions for claims and litigations

Provision for claims & litigation includes civil proceeding against one of the party and regulatory proceeding pertaining to FEMA matter. The Company has estimated the provisions for pending claims and litigation based on the assessment of probability for these demands crystallising against the Company in due course. The table below gives information about movement in claims and litigations, and provisions.

	As at 31 March, 2023	As at 31 March, 2022
At the beginning of the year	60.62	62.89
Add: Incurred during the year	4.77	3.08
Less: Reversed during the year	-	5.35
At the end of the year	<b>65.39</b>	<b>60.62</b>

### NOTE 12: DEFERRED TAX LIABILITIES (NET)

	Balance as at 1 April, 2022	Recognised to Statement of Profit and Loss	Recognised to / Reclassified from OCI	Balance as at 31 March, 2023
	Total	Total	Total	Total
<b>Deferred Tax Liabilities:</b>				
Accelerated depreciation for tax purposes	289.03	(25.25)	-	263.78
Financial Assets at Fair value through Other Comprehensive Income	34.57	-	(3.12)	31.45
	<b>323.60</b>	<b>(25.25)</b>	<b>(3.12)</b>	<b>295.23</b>
<b>Deferred Tax Assets:</b>				
Items allowable for tax purpose on payments/adjustments	29.24	(5.67)	-	23.57
Allowance for doubtful debts - trade receivables	0.68	(0.38)	-	0.30
Lease under Ind AS 116	4.60	(2.42)	-	2.18
Long-Term Capital Loss	12.78	(0.95)	-	11.83
	<b>47.30</b>	<b>(9.42)</b>	-	<b>37.88</b>
<b>Net Deferred Tax Liabilities:</b>	<b>276.30</b>	<b>(15.83)</b>	<b>(3.12)</b>	<b>257.35</b>

	Balance as at 1 April, 2021	Recognised to statement of Profit and Loss	Recognised to/ Reclassified from OCI	Balance as at 31 March, 2022
	Total	Total	Total	Total
<b>Deferred Tax Liabilities:</b>				
Accelerated depreciation for tax purposes	290.62	(1.59)	-	289.03
Financial Assets at Fair value through Other Comprehensive Income	24.48	-	10.09	34.57
Others	0.33	(0.33)	-	-
	<b>315.43</b>	<b>(1.92)</b>	<b>10.09</b>	<b>323.60</b>
<b>Deferred Tax Assets:</b>				
Items allowable for tax purpose on payments/adjustments	27.68	1.56	-	29.24
Allowance for doubtful debts - trade receivables	3.95	(3.27)	-	0.68
Lease under Ind AS 116	4.03	0.57	-	4.60
Long-Term Capital Loss	8.30	4.48	-	12.78
	<b>43.96</b>	<b>3.34</b>	-	<b>47.30</b>
<b>Net Deferred Tax Liabilities:</b>	<b>271.47</b>	<b>(5.26)</b>	<b>10.09</b>	<b>276.30</b>

Pursuant to the introduction of Section 115BAA of the Income Tax Act, 1961, w.e.f. 1 April, 2019, companies in India have the option to pay corporate income tax at reduced rate subject to certain conditions. The management expects to be in lower tax regime going forward and accordingly the Deferred Tax Liabilities (net) as at 31 March, 2023 have been re-measured. Consequently, tax expense for year ended 31 March, 2023 includes a credit of ₹ 39.62 crores towards reversal of deferred tax liabilities.

## Notes to Standalone Ind AS Financial Statements

as at and for the year ended 31 March, 2023

(All amounts in ₹ Crores, unless otherwise stated)

### NOTE 13: OTHER CURRENT LIABILITIES

#### Accounting Policy

Government grants and subsidies are recognised when there is reasonable assurance that the Company will comply with the conditions attached to them and the grants / subsidy will be received. If the grant received is to compensate the import cost of assets, and is subject to an export obligation as prescribed in the EPCG scheme, then the recognition of the grant would be linked to fulfilment of the associated export obligations. At the year end, the portion of grant for which the export obligation has not been met is retained in deferred revenue under other current liabilities. Revenue grant is recognised as an income in the period in which related obligation is met.

	As at 31 March, 2023	As at 31 March, 2022
Advance from Customers	3.54	4.10
Dues payable to Government Authorities	6.07	4.94
Liability for Export Obligations / Government grants	1.91	7.96
	<b>11.52</b>	<b>17.00</b>

### NOTE 14: CURRENT TAX LIABILITIES (NET)

	As at 31 March, 2023	As at 31 March, 2022
Provision for Income Tax	-	0.77
(31 March, 2022 Net of Advance Tax : ₹ 593.93 Crores)	-	-
	<b>-</b>	<b>0.77</b>

### NOTE 15: REVENUE FROM OPERATIONS

#### Accounting Policy

Revenue from contracts with customers is recognised when control of the goods or services are transferred to the customer at an amount that reflects the consideration to which the Company expects to be entitled in exchange for those goods or services.

Revenue towards satisfaction of a performance obligation is measured at the amount of transaction price allocated to that performance obligation. Amounts disclosed as revenue are net of returns, trade and other discounts, rebates and amounts collected on behalf of third parties.

Where the Company is the principal in the transaction, the sales are recorded at their gross values. The Company considers whether there are other promises in the contract that are separate performance obligations to which a portion of the transaction price needs to be allocated. In determining the transaction price, the Company considers the effects of variable consideration, the existence of significant financing component, non-cash considerations and consideration payable to the customer (if any). Any amounts received for which the Company does not provide any distinct goods or services are considered as a reduction of purchase cost.

However, Goods and Service Tax (GST) is not received by the Company on its own account. Rather, it is collected on value added to the commodity by the seller on behalf of the Government. Accordingly, it is excluded from revenue.

The Company recognises revenue when the amount of revenue can be reliably measured, it is probable that future economic benefits will flow to the Company regardless of when the payment is being made and specific criteria have been met for each of the Company's activities as described below.

#### Sale of carbon black

Revenue from sale of carbon black is recognised when the control of the goods has passed to the buyer as per the terms of contract. In case of domestic sales, the performance obligation is satisfied upon delivery of the finished goods at customer's location. In case of export sales, the performance obligation is satisfied once the goods are shipped and the bill of lading has been obtained.

## Notes to Standalone Ind AS Financial Statements

as at and for the year ended 31 March, 2023

(All amounts in ₹ Crores, unless otherwise stated)

### Sale of power

Revenue from the sale of power is recognised upon transmission of units to the buyer net of Unscheduled Interchange gains/losses as per the terms of contract with the customer.

### Other Operating revenues

Exports entitlements (arising out of duty draw back, Merchandise exports from India Schemes) are recognised when the right to receive credit as per the terms of the schemes is established in respect of the exports made by the Company and when there is no significant uncertainty regarding the ultimate collection of the relevant export proceeds.

	Year ended 31 March, 2023	Year ended 31 March, 2022
<b>Sales of Finished Goods*</b>		
Carbon black	5,609.53	4,332.03
<b>Sales of Traded Goods*</b>	99.83	-
<b>Sale of Power*</b>	142.31	93.00
<b>Other Operating Revenues</b>		
Scrap sales*	7.67	10.51
Exports Incentive	14.55	10.88
<b>Total revenue from operations</b>	<b>5,873.89</b>	<b>4,446.42</b>
India	4,143.08	3,104.37
Outside India	1,708.59	1,320.66
<b>Total revenue (excluding scrap sales and exports incentive)</b>	<b>5,851.67</b>	<b>4,425.03</b>

\*Revenue is recognised at a point in time and not over time.

### NOTE 16: OTHER INCOME

#### Accounting Policy

#### a. Interest Income

Interest Income from debt instruments is recognised using the effective interest rate method. The effective interest rate is the rate that exactly discounts estimated future cash receipts through the expected life of the financial asset to the gross carrying amount of a financial asset. When calculating the effective interest rate, the Company estimates the expected cash flows by considering all the contractual terms of the financial instrument but does not consider the expected credit losses. Interest income is included in finance income in the statement of profit and loss.

#### b. Dividends

Dividends are recognised in the statement of profit and loss only when the right to receive payment is established and the amount of the dividend can be measured reliably which is generally when shareholders approve the dividend.

	Year ended 31 March, 2023	Year ended 31 March, 2022
Interest income from certain financial assets	0.63	4.74
Dividend income from equity instruments designated at FVTOCI	9.79	7.59
Gain on sale / fair valuation of investments carried at FVTPL	19.51	9.47
Provisions / Liabilities no longer required written back	6.99	-
Miscellaneous income	1.49	4.93
	<b>38.41</b>	<b>26.73</b>



## Notes to Standalone Ind AS Financial Statements

as at and for the year ended 31 March, 2023

(All amounts in ₹ Crores, unless otherwise stated)

### NOTE 17(a): COST OF MATERIALS CONSUMED

	Year ended 31 March, 2023	Year ended 31 March, 2022
Opening Stock	464.32	349.22
Add : Purchases	4,237.27	3,284.22
Less : Closing Stock	(345.25)	(464.32)
<b>Cost of material consumed</b>	<b>4,356.34</b>	<b>3,169.12</b>

### NOTE 17(b): CHANGES IN INVENTORIES OF FINISHED GOODS

	Year ended 31 March, 2023	Year ended 31 March, 2022
Opening Stock (Carbon black)	88.46	53.14
Closing Stock (Carbon black)	92.35	88.46
	<b>(3.89)</b>	<b>(35.32)</b>

### NOTE 18: EMPLOYEE BENEFITS EXPENSE

#### Accounting Policy

#### (I) Post-employment benefits

##### Defined benefit plans

- The liability or asset recognised in the balance sheet in respect of Defined benefit plans is the present value of the Defined benefits obligation at the end of the reporting period less the fair value of plan assets. The Defined benefit obligation is calculated annually by actuaries using the Projected Unit Credit Method at the year end.
- The present value of the Defined benefit obligation is determined by discounting the estimated future cash outflows by reference to market yields at the end of the reporting period on government bonds that have terms approximating to the terms of the related obligations.
- The net interest cost is calculated by applying the discount rate to the net balance of the Defined benefit obligation and the fair value of plan assets. This cost is included in Employees Benefits Expense in the statement of profit and loss.
- Re-measurement gains and losses arising from experience adjustments and changes in actuarial assumptions are recognised in the period in which they occur, directly in Other Comprehensive Income. They are included in retained earnings in the statement of changes in equity.
- Changes in the present value of the Defined benefit obligation resulting from plan amendments or curtailments are recognised immediately in the statement of profit or loss as past service cost.

#### (II) Defined contribution plans

Contributions under Defined Contribution Plans payable in keeping with the related schemes are recognised as expenses for the period in which the employee has rendered the service.

#### (III) Other short-term employee benefit obligations

Liabilities for short term employee benefits that are expected to be settled wholly within 12 months after the end of the period are measured at the amounts expected to be paid when the liabilities are settled. The liabilities are presented as current employee benefits payable in the balance sheet.

The Company provides for the encashment of leave or leave with pay subject to certain rules. The employees are entitled to accumulate leave subject to certain limits, for future encashment. The liability is provided based on the number of days of unutilised leave at each balance sheet date on the basis of year-end actuarial valuation using projected unit credit method. The scheme is unfunded.

## Notes to Standalone Ind AS Financial Statements

as at and for the year ended 31 March, 2023

(All amounts in ₹ Crores, unless otherwise stated)

	Year ended 31 March, 2023	Year ended 31 March, 2022
Salaries, wages and bonus	158.17	128.23
Contribution to provident and other funds (Refer note 18.1)	17.43	17.67
Staff welfare expense	14.67	12.82
	<b>190.27</b>	<b>158.72</b>

### 18.1 Employee Benefits:

#### (I) Post employment obligations

##### (A) Gratuity

The Gratuity scheme is a defined benefit plan that provides for a lump sum payment on exit either by way of retirement, death, disability or voluntary withdrawal. The benefits are defined on the basis of last drawn salary and the period of service and paid as lump sum at exit. Gratuity payable is not restricted to the maximum limit prescribed under the Payment of Gratuity Act, 1972. The liability in respect thereof is determined by actuarial valuation at the year end based on the Projected Unit Credit Method and is recognised as a charge on accrual basis. Trustees administer the contributions made to the Gratuity fund. Amounts contributed to the Gratuity fund are invested solely with the Life Insurance Corporation of India.

The following table sets forth the particulars in respect of the defined benefit plans of the Company for the year ended 31 March, 2023 and 31 March, 2022:

Particulars	Gratuity Fund (Funded)		
	Present Value of Obligation	Fair value of plan assets	Net Amount
<b>(i) 1 April, 2022</b>	<b>39.79</b>	<b>(33.11)</b>	<b>6.68</b>
Current Service Cost	3.05	-	3.05
Interest expense/(Income)	2.49	(2.06)	0.43
<b>Total Amount recognised in statement of profit or loss</b>	<b>5.54</b>	<b>(2.06)</b>	<b>3.48</b>
Remeasurements (gain)/loss			
(Gain)/loss from change in financial assumptions	(1.57)	0.00	(1.57)
(Gain)/loss arising from experience adjustments	(1.21)	-	(1.21)
<b>Total amount recognised in other comprehensive income</b>	<b>(2.78)</b>	<b>0.00</b>	<b>(2.78)</b>
Employer's contributions	-	(0.07)	(0.07)
Acquisitions (credit)/ cost	(0.30)	-	(0.30)
Benefit payments	(3.02)	3.02	-
<b>31 March, 2023</b>	<b>39.23##</b>	<b>(32.22)</b>	<b>7.01</b>
<b>(ii) 1 April, 2021</b>	<b>34.23</b>	<b>(24.50)</b>	<b>9.73</b>
Current Service Cost	2.69	-	2.69
Interest expense/(Income)	2.04	(1.74)	0.30
<b>Total Amount recognised in statement of profit or loss</b>	<b>4.73</b>	<b>(1.74)</b>	<b>2.99</b>

## Notes to Standalone Ind AS Financial Statements

as at and for the year ended 31 March, 2023

(All amounts in ₹ Crores, unless otherwise stated)

Particulars	Gratuity Fund (Funded)		
	Present Value of Obligation	Fair value of plan assets	Net Amount
Remeasurements (gain)/loss			
(Gain)/loss from change in financial assumptions	(0.65)	0.24	(0.41)
(Gain)/loss arising from experience adjustments	3.19	-	3.19
<b>Total amount recognised in other comprehensive income</b>	<b>2.54</b>	<b>0.24</b>	<b>2.78</b>
Employer's contributions	-	(8.00)	(8.00)
Benefit payments	(1.71)	0.89	(0.82)
<b>31 March, 2022</b>	<b>39.79##</b>	<b>(33.11)</b>	<b>6.68</b>

## Includes ₹ 2.20 Crores (31 March, 2022 : ₹ 4.92 Crores) related to present value obligation of gratuity payable for contractual workers. This is an unfunded plan.

The expected return on plan assets is determined after taking into consideration composition of plan assets held, assessed risks of asset management, historical results of return on plan assets, Company's policies for plan asset management and other relevant factors.

The expenses for the above mentioned Gratuity benefit is included and disclosed under the head "Contribution to provident and other funds" under Note 18.

	2022-23	2021-22
<b>(iii) Actual Return on Plan Asset</b>	2.06	1.74

### (iv) The net liability disclosed above relating to funded are as follows

	As at 31 March, 2023	As at 31 March, 2022
Present value of funded obligations	39.23	39.79
Fair value of plan assets	(32.22)	(33.11)
Deficit of funded plan	7.01	6.68

### (v) Principal : Actuarial assumptions

	As at 31 March, 2023	As at 31 March, 2022
(i) Discount rate	7.20%	6.50%
(ii) Salary escalation rate #	7.00%	7.00%
(ii) Mortality Table (In service)	Indian Assured Lives Mortality (2006-08) (Modified) Ult.	Indian Assured Lives Mortality (2006-08) (Modified) Ult.

# The estimate of future salary increase considered in actuarial valuation takes into account factors like inflation, seniority, promotion and other relevant factors, such as demand and supply in the employment market.

In case of funded plan, the Company ensures that the investment positions are managed within an Asset - Liability Matching (ALM) framework that has been developed to achieve investment that are in line with the obligation under the gratuity scheme. Within this framework the Company's ALM objective is to match asset with gratuity obligation. The Company actively monitors how the duration and the expected yield of instruments are matching the expected cash outflows arising from the gratuity obligations. The Company has not changed the process used to manage its risk from previous periods. The Company does not use derivatives to manage its risk. The gratuity scheme is funded with LIC which has good track record of managing fund except Contractor worker.

## Notes to Standalone Ind AS Financial Statements

as at and for the year ended 31 March, 2023

(All amounts in ₹ Crores, unless otherwise stated)

### (vi) Sensitivity Analysis

	Increase/ (Decrease) in DBO			Increase/ (Decrease) in DBO		
		As at 31 March, 2023	As at 31 March, 2022		As at 31 March, 2023	As at 31 March, 2022
Discount Rate - Gratuity	Decrease by 1%	2.32	2.42	Increase by 1%	(1.98)	(2.08)
Salary escalation Rate	Decrease by 1%	(2.01)	(2.10)	Increase by 1%	2.30	2.40

### Method used for sensitivity analysis:

The sensitivity results above determine their individual impact on the plan's end of year Defined Benefit Obligation. In reality, the plan is subject to multiple external experience items which may move the Defined Benefit Obligation in similar opposite directions, while the plan's sensitivity to such changes can vary over time.

### (vii) Risk Exposure

Through its defined benefit plans, the Company is exposed to some risks, the most significant of which are detailed below:

- 1 Interest rate risk : The defined benefit obligation calculated uses a discount rate based on government bonds. If bond yields fall, the defined benefit obligation will tend to increase.
- 2 Salary Inflation risk : Higher than expected increases in salary will increase the defined benefit obligation.
- 3 Demographic risk : This is the risk of variability of results due to unsystematic nature of decrements that include mortality, withdrawal, disability and retirement. The effect of these decrements on the defined benefit obligation is not straight forward and depends upon the combination of salary increase, discount rate and vesting criteria. It is important not to overstate withdrawals because in the financial analysis the retirement benefit of a short career employee typically costs less per year as compared to a long service employee.

### (II) Defined Contribution Plans

The Company has certain Defined Contribution Plans viz. Provident Fund and Superannuation Fund. Contributions are made to provident fund for employees at the rate of 12% of basic salary as per regulations. The Company has a defined contribution Superannuation plan for which contribution is made at a rate not exceeding 4.87% of Basic and Dearness Allowance of the member with Superannuation. The contributions are made to registered provident fund administered by the government. The obligation of the Company is limited to the amount contributed and it has no further contractual nor any constructive obligation. The expense recognised during the period towards defined contribution plan is ₹ 12.95 Crores (31 March, 2022- ₹ 13.71 Crores).

### (III) Defined Benefit Liability and Employer Contributions

Expected contribution to Post-employment benefit plans for the year ending 31 March, 2023 basis the actuarial report is ₹ 2.63 Crores (31 March, 2022: ₹ 2.50 Crores)

The weighted average duration of the defined benefit obligation is 5 years (31 March, 2022 - 5 years) for employees and 13 years (31 March, 2022 - 8 years) for contractual employees. The expected maturity analysis of undiscounted gratuity is as follows:

Particulars	Less than a year	Between 1-2 years	Between 2-3 years	Between 3-4 years	Between 4-5 years	Between 5-10 years	Total
<b>31 March, 2023</b>							
Defined benefit obligation							
Gratuity	14.19	2.52	5.25	2.80	3.87	17.55	46.18
<b>Total</b>	<b>14.19</b>	<b>2.52</b>	<b>5.25</b>	<b>2.80</b>	<b>3.87</b>	<b>17.55</b>	<b>46.18</b>
<b>31 March, 2022</b>							
Defined benefit obligation							
Gratuity	13.48	3.79	2.46	5.51	2.79	16.64	44.67
<b>Total</b>	<b>13.48</b>	<b>3.79</b>	<b>2.46</b>	<b>5.51</b>	<b>2.79</b>	<b>16.64</b>	<b>44.67</b>

## Notes to Standalone Ind AS Financial Statements

as at and for the year ended 31 March, 2023

(All amounts in ₹ Crores, unless otherwise stated)

### NOTE 19: FINANCE COSTS

#### Accounting Policy

General and specific borrowing costs that are directly attributable to the acquisition, construction or production of a qualifying asset are capitalised during the period of time that is required to complete and prepare the asset for its intended use or sale. Qualifying assets are assets that necessarily take a substantial period of time to get ready for their intended use or sale.

Other borrowing costs are expensed in the period in which they are incurred.

	Year ended 31 March, 2023	Year ended 31 March, 2022
Interest expense on debts and borrowings	44.69	18.80
Interest on lease liabilities	8.59	9.76
Other Borrowings Costs	0.13	0.53
	<b>53.41</b>	<b>29.09</b>

### NOTE 20: DEPRECIATION AND AMORTISATION EXPENSE

	Year ended 31 March, 2023	Year ended 31 March, 2022
Depreciation of property, plant and equipment (Refer Note 3(a))	115.97	99.98
Amortisation of intangible assets (Refer Note 3(d))	0.11	0.19
Depreciation on Right of Use Assets (Refer Note 3(e))	20.52	20.71
	<b>136.60</b>	<b>120.88</b>

### NOTE 21: OTHER EXPENSES

	Year ended 31 March, 2023	Year ended 31 March, 2022
Consumption of stores and spares	52.04	54.67
Consumption of packing materials	75.82	73.62
Power and fuel	19.58	19.79
Water charges	6.56	5.73
Rent	10.37	8.10
Rates and taxes	2.98	3.74
Repairs and maintenance:		
- Buildings	2.25	1.95
- Plant and Machinery	24.61	24.73
- Others	6.83	6.14
Insurance	8.28	7.12
Travelling and conveyance	11.19	6.57
Subscriptions and donations	31.01	48.32
Freight outward (net of recovery)	86.89	119.61
Commission to selling agents	36.06	36.00
Directors sitting fees & Commission	18.77	18.02
Loss/ (Profit) on disposal of property, plant and equipment	0.02	0.39
Bad Debt Written off during the year :	-	9.36
Less : Adjusted with Allowance for significant increase in credit risk / credit impaired receivables	-	(9.36)
Allowance for doubtful debts / expected credit loss - trade receivable (net)	0.11	-
Corporate Social Responsibility Expenditure [refer note (a) below]	8.50	8.66
Payment to auditors [refer note (b) below]	0.92	0.83
Miscellaneous expenses	113.37	76.55
Less : Net gain on foreign currency transactions	16.36	22.22
	<b>499.80</b>	<b>498.32</b>

## Notes to Standalone Ind AS Financial Statements

as at and for the year ended 31 March, 2023

(All amounts in ₹ Crores, unless otherwise stated)

### (a) Details of CSR expenditure:

	Year ended 31 March, 2023	Year ended 31 March, 2022
(i) Gross amount required to be spent by the Company during the year	8.50	8.63
(ii) Excess CSR expenditure of the previous year is offset against the current year's CSR obligation	0.10	0.19
(iii) Amount spent / to be spent for the year as per the provisions of the Companies Act 2013	8.40*	8.66*
(iv) Excess CSR expenditure to be offset against the next year's CSR obligation	0.12	0.22

#### A) Amount spent during the year

i) Construction/acquisition of any asset	-	-
ii) On purposes other than (i) above	8.40	8.66

#### B) Details related to spent / unspent obligations:

i) Contribution to Trust for Ongoing Project	6.58	6.85
ii) Amount spent in relation to other than Ongoing Project	1.82	1.81

\* Includes ₹ 6.58 Crores (31 March, 2022- ₹ 6.85 Crores) paid/ payable to a registered trust in respect of an ongoing projects for carrying out CSR activities

### C) Details of ongoing project and other than ongoing project

Particulars	31 March, 2023			31 March, 2022		
	Ongoing Project (In Separate CSR unspent account)	Other than Ongoing Project	Total	Ongoing Project (In Separate CSR unspent account)	Other than Ongoing Project	Total
i) Opening balance [ shortfall / (Excess) ]	6.85	(0.22)	6.63	1.50	(0.19)	1.31
ii) Amount required to be spent during the year	6.58	1.92	8.50	6.85	1.78	8.63
iii) Amount Spent during the year	12.00	1.82	13.82	1.50	1.81	3.31
iv) Closing balance	1.43	(0.12)	1.31	6.85	(0.22)	6.63

### (b) Details of payment to auditors

	Year ended 31 March, 2023	Year ended 31 March, 2022
<b>As auditor:</b>		
Audit Fees	0.48	0.49
Limited reviews	0.24	0.19
Tax audit fees	0.08	0.08
Others services*	0.08	0.07
Reimbursement of expenses **	0.04	0.00
	<b>0.92</b>	<b>0.83</b>

\* Exclude an amount of ₹ 0.70 Crores paid during the previous year to Statutory Auditor of the Company for Qualified Institutions Placement (QIP) which has been adjusted with Securities premium account.

\*\* Amount is below the rounding off norm adopted by the Company.

### (c) The Company has incurred following Research and Development expenditure for Innovation Centre in Belgium

	Year ended 31 March, 2023	Year ended 31 March, 2022
Revenue Expenses	19.19	12.48
Capital Expenses	2.54	-
	<b>21.73</b>	<b>12.48</b>

For Research and Development expenditure in India-Refer Note 23



## Notes to Standalone Ind AS Financial Statements

as at and for the year ended 31 March, 2023

(All amounts in ₹ Crores, unless otherwise stated)

### NOTE 22: TAX EXPENSE

#### Accounting Policy

The income tax expense or credit for the period is the tax payable on the current period's taxable income based on the applicable income tax rate adjusted by changes in deferred tax assets and liabilities attributable to temporary differences and to unused tax losses.

The current income tax charge is calculated on the basis of the tax laws enacted or substantively enacted at the end of the reporting period. Management periodically evaluates positions taken in tax returns with respect of situation in which applicable tax regulation is subject to interpretation. It establishes provisions where appropriate on the basis of amounts expected to be paid to the tax authorities.

Deferred income tax is provided in full, using the liability method, on temporary differences arising between the tax bases of assets and liabilities and their carrying amounts in the standalone financial statements.

Deferred income tax is not accounted for if it arises from initial recognition of an asset or liability in a transaction that at the time of the transaction affects neither accounting profit/ loss nor taxable profit (tax loss).

Deferred income tax is determined using tax rates (and laws) that have been enacted or substantially enacted by the end of the reporting period.

Current and deferred tax is recognised in statement of profit and loss, except to the extent that it relates to items recognised in other comprehensive income or directly in equity, if any. In this case, the tax is also recognised in other comprehensive income or directly in equity, respectively.

Deferred tax assets are recognised for all deductible temporary differences and unused tax losses only if it is probable that future taxable amounts will be available to utilise those temporary differences and losses.

The carrying amount of deferred tax assets is reviewed at each reporting date and reduced to the extent that it is no longer probable that sufficient taxable profit will be available to allow all or part of the deferred tax asset to be utilised. Unrecognised deferred tax assets are re-assessed at each reporting date and are recognised to the extent that it has become probable that future taxable profits will allow the deferred tax asset to be recovered.

Minimum alternate tax (MAT) paid in a year is charged to the statement of profit and loss as current tax for the year. The deferred tax asset is recognised for MAT credit available only to the extent that it is probable that the Company will pay normal income tax during the specified period, i.e., the period for which MAT credit is allowed to be carried forward. In the year in which the Company recognises MAT credit as an asset, it is created by way of credit to the statement of profit and loss and shown as part of deferred tax assets. The Company reviews the "MAT credit entitlement" asset at each reporting date and writes down the asset to the extent that it is no longer probable that it will pay normal tax during the specified period. Unrecognised MAT are re-assessed at each reporting date and are recognised to the extent that it has become probable that future taxable profits will allow the MAT to be recovered.

In the situations where the Company is entitled to a tax holiday under the Income-tax Act, 1961 enacted in India or tax laws prevailing in the respective tax jurisdictions where it operates, no deferred tax (asset or liability) is recognised in respect of temporary differences which reverse during the tax holiday period, to the extent the Company's gross total income is subject to the deduction during the tax holiday period. Deferred tax in respect of temporary differences which reverse after the tax holiday period is recognised in the year in which the temporary differences originate. However, the Company restricts recognition of deferred tax assets to the extent it is probable that sufficient future taxable income will be available against which such deferred tax assets can be realised. For recognition of deferred taxes, the temporary differences which originate first are considered to reverse first.

## Notes to Standalone Ind AS Financial Statements

as at and for the year ended 31 March, 2023

(All amounts in ₹ Crores, unless otherwise stated)

	Year ended 31 March, 2023	Year ended 31 March, 2022
<b>a. Income-tax expense recognised in the statement of Profit and Loss</b>		
<b>Current tax</b>		
Current tax (Net of utilisation of minimum alternate tax credit) on profits for the year	148.64	110.46
Tax relating to earlier years	7.93	-
<b>Total current tax expense</b>	<b>156.57</b>	<b>110.46</b>
<b>Deferred Tax</b>		
Origination and reversal of temporary differences	(15.83)	(5.26)
<b>Income-tax expense</b>	<b>140.74</b>	<b>105.20</b>
<b>b. Income-tax expense on other comprehensive income</b>		
Total current tax impact on Other Comprehensive Income - Remeasurement of post employment defined benefit obligation	0.97	(0.97)
Deferred tax - Fair value through other comprehensive income - equity instruments	(3.12)	10.09
<b>Income-tax expense recognised in Other Comprehensive Income</b>	<b>(2.15)</b>	<b>9.12</b>
<b>c. Reconciliation of statutory rate of tax and the effective rate of tax</b>		
<b>Profit before income tax</b>	<b>584.83</b>	<b>532.34</b>
Enacted Income tax rate in India applicable to the Company	<b>34.95%</b>	<b>34.95%</b>
Tax on Profit before tax at the enacted Income tax rate in India	204.40	186.05
<b>Adjustments:</b>		
<b>Tax effect of amounts which are not deductible (taxable) in calculating taxable income:</b>		
Items not deductible / Income exempt from tax / Income at lower rate	0.44	1.53
Incentives / additional benefits allowable under Income-tax	(33.12)	(71.70)
Tax Credits	-	(9.88)
Reversal of Deferred Tax due to change in Rate of Income Tax (refer note 12(i))	(39.62)	-
Tax Earlier Years	7.93	-
Other items	0.71	(0.80)
<b>Total Income tax expense</b>	<b>140.74</b>	<b>105.20</b>
Effective tax rate	<b>24.06%</b>	<b>19.76%</b>

### NOTE 23: RESEARCH AND DEVELOPMENT EXPENSES

#### Accounting Policy

The Company's business research and development concentrates on the development of improved finished goods and better operational efficiency. Research costs are expensed as incurred. Expenditure on development that does not meet the specified criteria under Ind AS 38 'Intangible Assets' is recognised as expense as incurred.

#### Revenue Expenses incurred in India

	Year ended 31 March, 2023					Year ended 31 March, 2022				
	Total	Durgapur	Kochi	Palej	Mundra	Total	Durgapur	Kochi	Palej	Mundra
Raw Materials & Stores Consumed	4.34	0.17	-	4.17	-	2.78	0.54	-	2.24	-
Salaries, Wages and Bonus	5.39	0.83	0.71	3.60	0.25	4.22	0.23	0.20	3.55	0.24
Contribution to Provident and Other Funds	0.26	0.04	0.03	0.18	0.01	0.47	0.06	0.05	0.29	0.07
Staff Welfare Expense	0.11	-	-	0.11	-	0.23	-	-	0.23	-
Miscellaneous Expenses	1.45	-	-	1.45	-	1.68	-	-	1.68	-
<b>Total</b>	<b>11.55</b>	<b>1.04</b>	<b>0.74</b>	<b>9.51</b>	<b>0.26</b>	<b>9.38</b>	<b>0.83</b>	<b>0.25</b>	<b>7.99</b>	<b>0.31</b>

Also Refer Note 21 (c) for Research and development expenditure incurred for Innovation centre in Belgium.

## Notes to Standalone Ind AS Financial Statements

as at and for the year ended 31 March, 2023

(All amounts in ₹ Crores, unless otherwise stated)

### NOTE 24: CONTINGENT LIABILITIES

#### Accounting Policy

A disclosure for contingent liabilities is made when there is a possible obligation arising from past events, the existence of which will be confirmed only by the occurrence or non-occurrence of one or more uncertain future events not wholly within the control of the Company or a present obligation that arises from past events where it is either not probable that an outflow of resources embodying economic benefits will be required to settle or a reliable estimate of the amount cannot be made.

	As at 31 March, 2023	As at 31 March, 2022
Contingent Liabilities for :		
(a) (i) Claims against the Company not acknowledged as debts :		
Income-tax matters under dispute **	19.87	19.27
Excise duty matters under dispute	4.79	4.04
Sales tax matter under dispute	0.14	0.14
Service tax matters under dispute	6.26	6.26
Value added tax matters under dispute	1.09	1.09
(ii) Other money for which the Company is contingently liable		
Excise duty matters under dispute	1.57	1.57

\*\* Mainly related to disallowance of claims

It is not practicable for the Company to estimate the timings of the cash outflows, if any, in respect of the above contingent liabilities pending resolution of the respective proceedings.

### NOTE 25: COMMITMENTS

	As at 31 March, 2023	As at 31 March, 2022
<b>Capital Commitments</b>		
<b>Estimated amount of contracts remaining to be executed on capital account and not provided for</b>		
Property, plant and equipment (net of capital advances)	55.83	30.41

### NOTE 26: DIVIDEND ON EQUITY SHARE

	Year ended 31 March, 2023	Year ended 31 March, 2022
Interim Dividend for the year ended 31 March, 2023 of ₹ 5.50/- per share on face value of Re. 1/- per share (31 March, 2022 ₹ 10/- per share on face value of ₹ 2/- per share) [Refer note 8(i)]	207.60	188.73
	<b>207.60</b>	<b>188.73</b>

### NOTE 27: EARNING PER EQUITY SHARE

#### Accounting Policy

#### Basic earnings per share

Basic earnings per share is calculated by dividing the profit attributable to owners of the equity by the weighted average number of equity shares outstanding during the year.

The weighted average number of equity shares outstanding during the period is adjusted for events such as bonus issue, bonus element in a rights issue, share split, and reverse share split (consolidation of shares) that have changed the number of equity shares outstanding, without a corresponding change in resources.

## Notes to Standalone Ind AS Financial Statements

as at and for the year ended 31 March, 2023

(All amounts in ₹ Crores, unless otherwise stated)

### Diluted earnings per share

Diluted earnings per share adjusts the figures used in the determination of basic earnings per share to take into account:

- the after income tax effect of interest and other financing costs associated with dilutive potential equity shares, and
- the weighted average number of additional equity shares that would have been outstanding assuming the conversion of all dilutive potential equity shares.

	Year ended 31 March, 2023	Year ended 31 March, 2022
<b>Basic and Diluted</b>		
(i) Number of Equity Shares at the beginning of the year [Refer Note 8(i) and 8(ii)]	377,462,604	344,675,720
(ii) Number of Equity Shares at the end of the year [Refer Note 8(i) and 8(ii)]	377,462,604	377,462,604
(iii) Weighted average number of equity shares outstanding during the year [Refer Note 8(i) and 8 (ii)]	377,462,604	360,664,940
(iv) Face value of each Equity Share (Re) [ Refer Note 8(i) and 8 (ii)]	1.00	1.00
(v) Profit after Tax available for Equity Shareholders (₹ in Crores)	444.09	427.14
(vi) Basic and Diluted earnings per Share (₹) [(v)/(iii)]	11.76	11.84

The Company does not have any dilutive potential equity shares.

### NOTE 28: RELATED PARTY TRANSACTIONS

#### (a) Parent- under de facto control

Name	Type	Place of Incorporation	As at 31 March, 2023	As at 31 March, 2022
Rainbow Investments Limited	Parent- under de facto control as defined in Ind AS -110 ("Parent")	India	45.84%	45.84%

#### (b) Subsidiaries

The Company has following subsidiary and step down subsidiary companies:-

Name	Type	Place of Incorporation	As at 31 March, 2023	As at 31 March, 2022
Phillips Carbon Black Cyprus Holdings Limited	Wholly Owned Subsidiary	Cyprus	100%	100%
Phillips Carbon Black Vietnam Joint Stock Company	Subsidiary Company of Phillips Carbon Black Cyprus Holdings Limited	Vietnam	80%	80%
PCBL (TN) Limited	Wholly Owned Subsidiary	India	100%	100%

## Notes to Standalone Ind AS Financial Statements

as at and for the year ended 31 March, 2023

(All amounts in ₹ Crores, unless otherwise stated)

### (c) Key management personnel of the Company and the Parent- under de facto control with whom transactions have taken place during the year

Name	Relationship
i) Sanjiv Goenka	Chairman and Non Executive Director
ii) Shashwat Goenka	Non Executive Director
iii) Preeti Goenka	Non Executive Director
iv) Kaushik Roy	Managing Director
v) O P Malhotra (Refer Note below)	Non Executive Independent Director
vi) K S B Sanyal (Refer Note below)	Non Executive Independent Director
vii) Paras K Chowdhary	Non Executive Independent Director
viii) Pradip Roy	Non Executive Independent Director
ix) Rusha Mitra ( Appointed with effect from 8 April, 2021)	Non Executive Independent Director
x) Ram Krishna Agarwal ( Appointed with effect from 26 July, 2021)	Non Executive Independent Director
xi) T.C.Suseel Kumar ( Appointed with effect from 27 October, 2021)	Non Executive Independent Director
xii) K Jairaj ( Appointed with effect from 8 March, 2022)	Non Executive Independent Director
xiii) Dr. Sethurathnam Ravi (Appointed with effect from 15 March, 2023)	Non Executive Independent Director
xiv) Raj Kumar Gupta	Chief Financial Officer and resigned as Director in subsidiary Company (with effect from 26 April, 2022)
xv) Kaushik Mukherjee	Company Secretary and resigned as Director in subsidiary Company (with effect from 26 April, 2022)
xvi) Sunil Bhandari	Employee holding Directorship in "Parent"
xvii) Subhrangsu Chakraborty (Resigned with effect from 3 January, 2022)	Person holding Directorship in "Parent"
xviii) Yugesh Kanoria	Person holding Directorship in "Parent"
xix) Harish Toshniwal	Employee holding Directorship in "Parent"

#### Note :

O P Malhotra and K S B Sanyal have retired as Non Executive Independent Directors with effect from 29 July, 2021 upon completion of their term.

## Notes to Standalone Ind AS Financial Statements

as at and for the year ended 31 March, 2023

(All amounts in ₹ Crores, unless otherwise stated)

### (d) Others with whom transactions have taken place during the year

Name	Relationship
RPG Power Trading Company Limited	Company under common control
Trade Apartments Limited	Company under common control
Dynamic Success Projects Private Limited (ceased w.e.f. 28th October, 2022)	Company under common control
CESC Limited	Company under common control
RPSG Ventures Limited (Erstwhile: CESC Ventures Limited)	Company under common control
Spencer's Retail Limited	Company under common control
Guilfree Industries Limited	Company under common control
RPSG Resources Private Limited (Erstwhile: Accurate Commoddeal Pvt. Limited)	Company under common control
Crescent Power Limited	Company under common control
Alipore Towers Pvt Ltd	Company under common control
Quest Capital Markets Limited (Erstwhile: BNK Capital Markets Limited)	Company under common control
Off-Shore India Ltd	Company under common control
Brabourne Investments Ltd	Company under common control
Eastern Aviation & Industries Pvt Ltd	Company under common control
Lebnitze Real Estates Private Limited	Company under common control
Woodlands Multispeciality Hospital Limited	Company under common control
Duncan Brothers & Co. Ltd	Associate of "Parent"
Harrison Malayalam Limited	Company under common control
STEL Holdings Limited	Company under common control
Business Media Private Limited (BMPL)	Company under common control
RPSG SPORTS PRIVATE LIMITED	Company under common control
Nature's Basket Limited	Company under common control
Haldia Energy Limited	Company under common control
Dotex Merchandise Private Limited	Company under common control
Saregama India Limited	Company under common control
Solty Commercial Private Limited	Company under common control
Ritushree Vanijya Private Limited	Company under common control
Spotboy Tracom Private Limited	Company under common control
Duncan Agency Senior Staff Superannuation Fund No. 3 (Superannuation Fund)	Post Employment Benefit Plan of the Company (Other related parties)
Phillips Carbon Black Limited Employees' Gratuity Fund (Gratuity Fund)	Post Employment Benefit Plan of the Company (Other related parties)



## Notes to Standalone Ind AS Financial Statements

as at and for the year ended 31 March, 2023

### (e) Details of transaction between the Company and related parties and outstanding balances

(All amounts in ₹ Crores, unless otherwise stated)

Sl. No.	Nature of Transactions	Parent- under de facto control as defined in Ind AS -110, Company under Common Control and Subsidiaries		Associates of Parent- under de facto control as defined in Ind AS -110		Key Management Personnel of the Company, Parent- under de facto control as defined in Ind AS -110		Other Related Parties		Total	
		Year ended 31 March, 2023	Year ended 31 March, 2022	Year ended 31 March, 2023	Year ended 31 March, 2022	Year ended 31 March, 2023	Year ended 31 March, 2022	Year ended 31 March, 2023	Year ended 31 March, 2022	Year ended 31 March, 2023	Year ended 31 March, 2022
<b>A.</b>	<b>Transactions</b>										
1	Dividend paid on Equity Shares	106.72	96.98	-	-	-	-	-	-	106.72	96.98
2	Dividend received on Equity Shares	9.79	7.59	-	-	-	-	-	-	9.79	7.59
3	Investment in Equity Shares*	22.58	7.00	-	-	-	-	-	-	22.58	7.00
4	Investment in Preference Shares*	526.00	194.00	-	-	-	-	-	-	526.00	194.00
5	Purchase of Traded goods	11.61	-	-	-	-	-	-	-	11.61	-
6	Dividend Income-Preference Shares	-	0.14	-	-	-	-	-	-	-	0.14
7	Security Deposit paid	2.00	0.36	-	-	-	-	-	-	2.00	0.36
8	Security Deposit Refund	10.00	2.00	-	-	-	-	-	-	10.00	2.00
9	Accommodation Charges paid	0.03	0.02	-	0.02	-	-	-	-	0.03	0.04
10	Accommodation Charges recovered	0.02	0.04	-	-	-	-	-	-	0.02	0.04
11	Reimbursement of expenses paid	0.83	3.28	0.04	-	-	-	-	-	0.87	3.28
12	Reimbursement of expenses received	18.93	14.65	-	-	-	-	-	-	18.93	14.65
13	Electricity charges paid	0.11	0.03	-	-	-	-	-	-	0.11	0.03
14	Rent & Flat Maintenance Paid	1.98	1.08	-	-	-	-	-	-	1.98	1.08
15	Purchases of vaccines	-	0.51	-	-	-	-	-	-	-	0.51
16	Power Selling expenses paid	2.73	1.73	-	-	-	-	-	-	2.73	1.73
17	Sale of Power	96.16	77.65	-	-	-	-	-	-	96.16	77.65
18	Sale of Traded Goods	99.83	-	-	-	-	-	-	-	99.83	-
19	Sale of Asset	0.19	-	-	-	-	-	-	-	0.19	-
20	Advances given	-	-	-	-	-	-	-	-	-	-
21	Advances recovered	-	-	-	-	-	-	0.12	0.03	-	0.03
22	Licence Fees	18.40	16.00	-	-	-	-	0.12	0.03	18.40	16.00
23	Contributions paid	-	-	-	-	-	-	0.90	1.05	-	1.05
24	Remuneration to Key Management Personnel	-	-	-	-	22.12	17.71	-	-	22.12	17.71
25	Post-employment benefits to Key Management Personnel	-	-	-	-	0.86	0.66	-	-	0.86	0.66
26	Other long-term benefit to Key Management Personnel	-	-	-	-	0.19	0.15	-	-	0.19	0.15
27	Director's Sitting Fees	-	-	-	-	0.47	0.55	-	-	0.47	0.55
28	Director's Commission	-	-	-	-	18.30	17.47	-	-	18.30	17.47
29	Loan repaid by Key Management Personnel	-	-	-	-	0.02	0.06	-	-	0.02	0.06
<b>B.</b>	<b>Nature of Transactions</b>	<b>As at 31 March, 2023</b>	<b>As at 31 March, 2022</b>	<b>As at 31 March, 2023</b>	<b>As at 31 March, 2022</b>	<b>As at 31 March, 2023</b>	<b>As at 31 March, 2022</b>	<b>As at 31 March, 2023</b>	<b>As at 31 March, 2022</b>	<b>As at 31 March, 2023</b>	<b>As at 31 March, 2022</b>
1	<b>Closing Balances</b>										
1	Receivables including Security Deposit	42.67	52.70	-	-	-	0.02	-	-	42.67	52.72
2	Payables	1.16	1.02	-	-	-	-	-	-	1.16	1.02
3	Investments	1,004.85	482.54	-	-	-	-	-	-	1,004.85	482.54

## Notes to Standalone Ind AS Financial Statements

as at and for the year ended 31 March, 2023

(All amounts in ₹ Crores, unless otherwise stated)

### (f) Terms and Conditions

All transactions were made on normal commercial terms and conditions and are at arm's length price. All outstanding balances are unsecured and are repayable in cash.

### (g) Unwinding of interest on investment in preference shares of Devise Properties Private Ltd. is not disclosed above considering it to be a IND AS adjustment.

\*Includes equity and preference shares allotted by wholly owned subsidiary PCBL (TN) Limited, Initially given as advance against pending allotment.

### NOTE 29: SEGMENT

#### Accounting Policy

Operating segments are reported in a manner consistent with the internal reporting provided to the chief operating decision maker.

The chief operating decision maker is responsible for allocating resources and assessing performance of the operating segments and has been identified as the Managing Director of the Company.

#### (a) Description of segments and principal activities

**Carbon Black :** The Company is primarily engaged in production of Carbon Black through its four manufacturing units located at Durgapur, Kochi, Vadodara and Mundra.

**Power:** The Company is also engaged in generation of electricity for the purpose of captive consumptions as well as sale of surplus to outsiders.

The segment performance is evaluated based on profit or loss and is measured consistently with profit or loss in the standalone financial statement. Also the Company's borrowings (including finance costs and interest income), income taxes, investments are managed at head office and are not allocated to operating segments.

Inter-Segment transfers being power consumed for manufacture of Carbon Black are based on price paid for power purchased from external sources. Segment revenue is measured in the same way as in the Statement of Profit and Loss.

Segment assets and liabilities are measured in the same way as in the standalone financial statements. These assets are allocated based on the operations of the segment and the physical location of the assets.

Non-current assets of the Company (excluding certain financial assets) are located in India and Belgium.

#### (b) Segment Revenue, Segment Earnings and other information as at / for the year ended:-

##### Segment Revenue :

Particulars	Year ended 31 March, 2023			Year ended 31 March, 2022		
	Carbon Black	Power	Total	Carbon Black	Power	Total
Revenue from external customers	5,709.36	142.31	5,851.67	4,332.03	93.00	4,425.03
Other operating Revenues	22.22	-	22.22	21.39	-	21.39
Total revenue from operations	<b>5,731.58</b>	<b>142.31</b>	<b>5,873.89</b>	<b>4,353.42</b>	<b>93.00</b>	<b>4,446.42</b>
Inter-segment revenue	-	72.70	72.70	-	74.33	74.33
<b>Total segment revenue</b>	<b>5,731.58*</b>	<b>215.01</b>	<b>5,946.59</b>	<b>4,353.42</b>	<b>167.33</b>	<b>4,520.75</b>

Revenue of ₹ 2640.76 Crores (31 March, 2022 - ₹ 1930.16 Crores) is derived from customers in the Carbon Black segment, each of whom contribute to more than 10% of the total revenue.

\* Includes ₹ 99.83 Crores relating to Sale of Traded Goods

## Notes to Standalone Ind AS Financial Statements

as at and for the year ended 31 March, 2023

(All amounts in ₹ Crores, unless otherwise stated)

The Company is domiciled in India. The amount of its revenue from external customers broken down by the location of the customers is shown in table below:

Revenue from external customers (excluding other operating revenues)	Year ended 31 March, 2023	Year ended 31 March, 2022
India	4,143.08	3,104.37
Other countries	1,708.59	1,320.66
<b>Total</b>	<b>5,851.67*</b>	<b>4,425.03</b>

\* Includes ₹ 99.83 Crores relating to Sale of Traded Goods

### Segment Results :

Particulars	Year ended 31 March, 2023			Year ended 31 March, 2022		
	Carbon Black	Power	Total	Carbon Black	Power	Total
Segment profit before interest and tax	698.75	131.98	830.73	632.07	97.16	729.23
<b>Reconciliation to Profit before tax</b>						
Finance Cost	-	-	(53.41)	-	-	(29.09)
Interest Income	-	-	0.63	-	-	4.74
Unallocated expenses (Net)	-	-	(193.12)	-	-	(172.54)
<b>Profit before tax</b>	<b>698.75</b>	<b>131.98</b>	<b>584.83</b>	<b>632.07</b>	<b>97.16</b>	<b>532.34</b>

### Depreciation/Amortisation and non cash expenses

Particulars	Year ended 31 March, 2023				Year ended 31 March, 2022			
	Carbon Black	Power	Unallocated	Total	Carbon Black	Power	Unallocated	Total
Depreciation/Amortisation	89.67	35.28	11.65	136.60	81.79	27.62	11.47	120.88
Non cash expense	5.92	-	-	5.92	4.12	-	-	4.12

### Segment Assets :

Particulars	As at 31 March, 2023			As at 31 March, 2022		
	Carbon Black	Power	Total	Carbon Black	Power	Total
<b>Segment Assets</b>	<b>3,349.76</b>	<b>446.87</b>	<b>3,796.63</b>	<b>3,218.19</b>	<b>460.23</b>	<b>3,678.42</b>
<b>Reconciliation to total assets</b>						
Investments	-	-	1,005.49	-	-	783.04
Non current tax assets (Net)	-	-	7.44	-	-	-
Other unallocable assets	-	-	206.65	-	-	293.89
<b>Total assets as per the balance sheet</b>	<b>3,349.76</b>	<b>446.87</b>	<b>5,016.21</b>	<b>3,218.19</b>	<b>460.23</b>	<b>4,755.35</b>

Particulars	As at 31 March, 2023				As at 31 March, 2022			
	Carbon Black	Power	Unallocated	Total	Carbon Black	Power	Unallocated	Total
Addition to Non current assets other than financial instruments	301.55	15.80	0.83	318.18	68.05	95.69	1.20	164.94

The total of segments assets broken down by location of the assets, is shown below:

Assets by geographical location	As at 31 March, 2023	As at 31 March, 2022
India	3,493.55	3,360.90
Other countries	303.08	317.52
<b>Total</b>	<b>3,796.63</b>	<b>3,678.42</b>

## Notes to Standalone Ind AS Financial Statements

as at and for the year ended 31 March, 2023

(All amounts in ₹ Crores, unless otherwise stated)

### Segment Liabilities :

Particulars	As at 31 March, 2023			As at 31 March, 2022		
	Carbon Black	Power	Total	Carbon Black	Power	Total
<b>Total Segment liabilities</b>	<b>1,041.85</b>	<b>39.79</b>	<b>1,081.64</b>	<b>991.83</b>	<b>40.23</b>	<b>1,032.06</b>
<b>Reconciliation to total liabilities</b>						
Borrowings	-	-	693.00	-	-	683.99
Current Tax Liabilities (Net)	-	-	-	-	-	0.77
Deferred Tax Liabilities	-	-	257.35	-	-	276.30
Other Unallocated liabilities	-	-	164.60	-	-	157.32
<b>Total liabilities as per the balance sheet</b>	<b>1,041.85</b>	<b>39.79</b>	<b>2,196.59</b>	<b>991.83</b>	<b>40.23</b>	<b>2,150.44</b>

### NOTE 30: FAIR VALUE MEASUREMENT

(i) The carrying and fair value of financial instruments by category as at the end of the year are as follows:

	As at 31 March, 2023			As at 31 March, 2022		
	FVTPL	FVTOCI	Amortised Cost	FVTPL	FVTOCI	Amortised Cost
<b>Financial assets</b>						
Investments						
- Equity instruments	-	224.84	-	-	249.65	-
- Preference Shares	9.00	-	-	8.34	-	-
- Mutual Funds	-	-	-	300.04	-	-
Trade receivables	-	-	1,107.77	-	-	1,105.10
Loans	-	-	8.17	-	-	7.68
Cash and cash equivalents	-	-	36.79	-	-	103.97
Other bank balances	-	-	5.27	-	-	4.72
Other Financial Assets	-	-	37.37	-	-	42.11
<b>Total financial assets</b>	<b>9.00</b>	<b>224.84</b>	<b>1,195.37</b>	<b>308.38</b>	<b>249.65</b>	<b>1,263.58</b>
<b>Financial liabilities</b>						
Borrowings	-	-	624.19	-	-	595.31
Lease Liabilities	-	-	86.44	-	-	101.83
Current maturities of long term debts	-	-	68.81	-	-	88.68
Derivative financial liabilities	1.28	-	-	1.39	-	-
Trade payables	-	-	949.73	-	-	910.97
Other financial liabilities	-	-	111.92	-	-	78.40
<b>Total financial liabilities</b>	<b>1.28</b>	<b>-</b>	<b>1,841.09</b>	<b>1.39</b>	<b>-</b>	<b>1,775.19</b>

Investment in subsidiaries amounting to ₹ 771.65 Crores (31 March, 2022 ₹ 225.01 Crores ) is recognised at cost and not included in table above.

### (ii) Fair Value

The fair values of financial assets and liabilities are included at the amount that would be received to sell an asset or paid to transfer a liability in an orderly transaction between market participants at the measurement date. Methods and assumptions used to estimate the fair values are consistent in all the years. The following methods and assumptions were used to estimate the fair values:

- In respect of investments in mutual funds, the fair values represent net asset value as stated by the issuers of these mutual fund units in the published statements. Net asset values represent the price at which the issuer will issue further units in the mutual fund and the price at which issuers will redeem such units from the investors. Accordingly, such net asset values are analogous to fair market value with respect to these investments, as transactions of these mutual funds are carried out at such prices between investors and the issuers of these units of mutual funds.

## Notes to Standalone Ind AS Financial Statements

as at and for the year ended 31 March, 2023

(All amounts in ₹ Crores, unless otherwise stated)

- (b) In respect of investments in listed equity instruments, the fair values represents available quoted market price at the Balance Sheet date.
- (c) The fair value of derivative contracts (foreign exchange forward contracts and Currency and Interest rate swaps) is determined using discounted cash flow analysis and swaps and options pricing models.
- (d) The management assessed that fair values, of trade receivables, cash and cash equivalents, other bank balances, loans, trade payables, current borrowings, other current liabilities and other financial liabilities (current), approximate to their carrying amounts largely due to the short-term maturities of these instruments. Further, management also assessed the carrying amount of certain non-current loans which are a reasonable approximation of their fair values and the difference between the carrying amounts and fair values is not expected to be significant.

### (iii) Fair value of financial assets and liabilities measured at amortised cost

The carrying amount of financial assets and financial liabilities measured at amortised cost in the financial statements are a reasonable approximation of their fair values since the Company does not anticipate that the carrying amount would be significantly different from the values that would eventually be received or settled.

### (iv) Fair value hierarchy

This section explains the judgements and estimates made in determining the fair values of the financial instruments that are (a) recognised and measures at fair value and (b) measured at amortised cost and for which fair values are disclosed in the financial statements. To provide an indication about the reliability of the inputs used in determining fair value, the Company has classified its financial instruments into the three levels prescribed under the accounting standard. Explanation of each level follows underneath the table:

Financial assets and liabilities measured at fair value - recurring fair value measurements	As at 31 March, 2023				As at 31 March, 2022			
	Level 1	Level 2	Level 3	Total	Level 1	Level 2	Level 3	Total
<b>Financial assets</b>								
<b>Financial assets at FVTPL</b>								
Investments in mutual funds	-	-	-	-	300.04	-	-	300.04
Investments in preference shares	-	-	9.00	9.00	-	-	8.34	8.34
<b>Financial assets at FVTOCI</b>								
Investments in equity instruments	131.28	-	93.56	224.84	157.27	-	92.38	249.65
<b>Total financial assets</b>	<b>131.28</b>	<b>-</b>	<b>102.56</b>	<b>233.84</b>	<b>457.31</b>	<b>-</b>	<b>100.72</b>	<b>558.03</b>
<b>Financial liabilities</b>								
<b>Financial liabilities at FVTPL</b>								
Foreign-exchange forward contract	-	1.28	-	1.28	-	1.39	-	1.39
<b>Total financial liabilities</b>	<b>-</b>	<b>1.28</b>	<b>-</b>	<b>1.28</b>	<b>-</b>	<b>1.39</b>	<b>-</b>	<b>1.39</b>

Level 1: Level 1 hierarchy includes financial instruments measured using quoted prices. This includes listed equity instruments and mutual funds that have net asset value as stated by the issuers in the published statements. The fair value of all equity instruments which are traded in the stock exchanges is valued using the closing price as at the reporting period.

Level 2: The fair value of financial instruments that are not traded in an active market is determined using valuation techniques which maximise the use of observable market data and rely as little as possible on entity-specific estimates. If all significant inputs required to fair value an instrument are observable, the instrument is included in Level 2.

## Notes to Standalone Ind AS Financial Statements

as at and for the year ended 31 March, 2023

(All amounts in ₹ Crores, unless otherwise stated)

Level 3: If one or more of the significant inputs is not based on observable market data, the instrument is included in level 3. This is the case for unlisted equity securities included in level 3.

The Company's policy is to recognise transfers into and transfers out of fair value hierarchy levels as at the end of the reporting period. There are no transfers between level 1 and level 2 fair value measurements during the year ended 31 March, 2023 and 31 March, 2022.

Some of the Company's financial assets are carried at fair value for which Level 3 inputs have been used. The following table gives information about how the fair values of these financial assets are determined (in particular, the valuation technique(s) and inputs used).

### Valuation inputs and relationship to fair value

Particulars	Fair Value at		Valuation Technique	Significant unobservable input	Sensitivity	
	31 March, 2023	31 March, 2022			31 March, 2023	31 March, 2022
Unquoted equity shares	93.56	92.38	Discounted cash flow/Net Asset Value	Earning growth rate / Discounting rate	Increase in earning growth rate by 1% and lower discount rate by 1% would increase fair value by ₹ 0.79 Crores Decrease in earning growth rate by 1% and higher discount rate by 1% would decrease fair value by ₹ 0.64 Crores	Increase in earning growth rate by 1% and lower discount rate by 1% would increase fair value by ₹ 0.76 Crores Decrease in earning growth rate by 1% and higher discount rate by 1% would decrease fair value by ₹ 0.63 Crores
Unquoted Preference shares	9.00	8.34	Discounted Amortized Cost	Discounting rate to determine PV	Decrease in discount rate by 1% will increase the fair value by ₹ 0.17 Crores Increase in discount rate by 1% will decrease fair value by ₹ 0.16 Crores	Decrease in discount rate by 1% will increase the fair value by ₹ 0.24 Crores Increase in discount rate by 1% will decrease fair value by ₹ 0.23 Crores
Investment Property-Land	7.98	7.41	Fair market price	Discount for limited market activity	Decrease in discount rate by 1% will increase the fair value by ₹ 0.07 Crores Increase in discount rate by 1% will decrease fair value by ₹ 0.07 Crores.	Decrease in discount rate by 1% will increase the fair value by ₹ 0.07 Crores Increase in discount rate by 1% will decrease fair value by ₹ 0.07 Crores.

### Valuation process :

The main level 3 inputs for unquoted equity shares and unquoted preference share used by the Company are derived and evaluated as follows:

Discount rates are determined using a capital asset pricing model to calculate a pre-tax rate that reflects current market assessments of the time value of money and the risk specific to the asset.

### NOTE 31: FINANCIAL RISK MANAGEMENT

The Company's principal financial liabilities comprises of borrowings, trade and other payables and other financial liabilities. The main purpose of these financial liabilities is to finance and support the operations of the Company. The Company's principal financial assets include trade and other receivables, loans, investments and cash & cash equivalents that derive directly from its operations.

The Company's business activities are exposed to a variety of risks including liquidity risk, credit risk and market risk. The Company seeks to minimize potential adverse effects of these risks by managing them through a structured process of identification, assessment and prioritization of risks followed by coordinated efforts to monitor, minimize and mitigate the impact of such risks on its financial performance and capital. For this purpose, the Company has laid comprehensive risk assessment and minimization/mitigation procedures, which are reviewed by the Audit Committee and approved by the Board from time to time. These procedures



## Notes to Standalone Ind AS Financial Statements

as at and for the year ended 31 March, 2023

(All amounts in ₹ Crores, unless otherwise stated)

are reviewed to ensure that executive management controls risks by way of properly defined framework. The Company does not enter into derivative financial instruments for speculative purposes.

### (A) Credit risk

Credit risk refers to risk of financial loss to the Company if customers or counterparties fail to meet their contractual obligations. The Company is exposed to credit risk from its operating activities (mainly trade receivables) and from its investing activities (primarily deposit with banks and investment in mutual funds).

#### (i) Credit risk management

##### (a) Trade Receivable

Customer credit risk is managed by the Company through its established policies and procedures which involve setting up credit limits based on credit profiling of individual customers, credit approvals for enhancement of limits and regular monitoring of important developments viz. payment history, change in credit rating, regulatory changes, industry outlook etc. Outstanding receivables are regularly monitored and an impairment analysis is performed at each reporting date on an individual basis for each major customer. In addition, small customers are grouped into homogeneous groups and assessed for impairment collectively. The Company also has a policy to provide for all receivables which are overdue for a period over 365 days. In accordance with Ind AS 109, the Company uses expected credit loss model to assess the impairment loss or reversal thereof.

Reconciliation of loss allowance provision - Trade receivables are as follows:

Particulars	Year ended 31 March, 2023	Year ended 31 March, 2022
Loss allowance at the beginning of the year	1.11	10.47
Change / (reversal) in allowance during the year (net)	0.11	(9.36)*
Loss allowance at the end of the year	1.22	1.11

\* Represents ₹ 9.36 crore written off during the previous year.

##### (b) Deposits and financial assets (Other than trade receivables):

The Company maintains exposure in cash and cash equivalents, term deposits with banks and money market liquid mutual fund schemes. Investments of surplus are made within assigned credit limits with approved counterparties who meet the threshold requirements with respect to ratings, financial strength, credit spreads etc. Counterparty credit limits are set to minimize concentration risk and are reviewed periodically by the Board.

### (B) Liquidity Risk

Liquidity risk implies that the Company may not be able to meet its obligations associated with its financial liabilities. The Company manages its liquidity risk on the basis of the business plan that ensures that the funds required for financing the business operations and meeting financial liabilities are available in a timely manner and in the currency required at optimal costs. The Management regularly monitors rolling forecasts of the Company's liquidity position to ensure it has sufficient cash on an ongoing basis to meet operational fund requirements. The surplus cash generated, over and above the operational fund requirement is invested in bank deposits / marketable debt securities / debt mutual fund schemes of highly liquid nature to optimize cash returns while ensuring adequate liquidity for the Company.

Additionally, the Company has committed fund and non-fund based credit lines from banks which may be drawn anytime based on Company's fund requirements. The Company maintains a cautious liquidity strategy with positive cash balance and undrawn bank lines throughout the year.

The following are the remaining contractual maturities of financial liabilities at the reporting date. The amounts are gross and undiscounted, and include contractual interest payments.

## Notes to Standalone Ind AS Financial Statements

as at and for the year ended 31 March, 2023

(All amounts in ₹ Crores, unless otherwise stated)

Contractual maturity of financial liabilities	Upto 1 year	1 Year to 3 year	3 year to 5 year	More than 5 years	Total
<b>31 March, 2023</b>					
Borrowings	488.81	132.77	52.13	19.29	693.00
Trade payable	949.73	-	-	-	949.73
Lease Liabilities	27.51	47.14	16.10	17.49	108.24
Other financial liabilities	105.43	7.73	0.04	-	113.20
	<b>1,571.48</b>	<b>187.64</b>	<b>68.27</b>	<b>36.78</b>	<b>1,864.17</b>
<b>31 March, 2022</b>					
Borrowings	463.65	132.14	88.20	-	683.99
Trade payable	910.97	-	-	-	910.97
Lease Liabilities	27.04	46.92	26.09	30.66	130.71
Other financial liabilities	71.78	4.65	3.36	-	79.79
	<b>1,473.44</b>	<b>183.71</b>	<b>117.65</b>	<b>30.66</b>	<b>1,805.46</b>

### (C) Market Risk

Market risk is the risk that the fair value of future cash flow of financial instruments may fluctuate because of changes in market conditions. Market risk broadly comprises three types of risks namely currency risk, interest rate risk and price risk (for commodities or equity instruments). The above risks may affect the Company's income and expenses and / or value of its investments. The Company's exposure to and management of these risks are explained below

#### (i) Foreign currency risk

Foreign currency risk is the risk that the fair value or future cash flows of an exposure will fluctuate because of changes in foreign exchange rates. The Company operates in international markets and therefore is exposed to foreign currency risk arising from foreign currency transactions. The exposure relates primarily to the Company's operating activities (when the revenue or expense is denominated in foreign currency), borrowings in foreign currencies and investment in overseas subsidiaries. Over ninety percent of Company's foreign currency transactions are in USD while the rest are in EURO, CNY, VND and KRW. The risk is measured through forecast of highly probable foreign currency cash flows.

The Company's risk management policy is hedging of net foreign currency exposure at all points in time through foreign exchange forward contracts, vanilla option contracts and cross currency interest rate swaps. The objective of the hedging is to eliminate the currency risk due to volatility in exchange rates.

## Notes to Standalone Ind AS Financial Statements

as at and for the year ended 31 March, 2023

(All amounts in ₹ Crores, unless otherwise stated)

### (a) Foreign currency risk exposure

The Company's exposure to foreign currency risk at the end of the reporting period expressed in INR, are as follows:

Particulars	31 March, 2023					31 March, 2022				
	INR equivalent of					INR equivalent of				
	USD	EUR	CNY	KRW	VND	USD	EUR	CNY	KRW	VND
<b>Financial assets</b>										
Trade receivables	254.97	37.77	-	-	-	288.42	19.93	-	-	-
Advance to Suppliers	-	1.82	0.02	0.01	-	-	4.31	-	-	-
Balances with banks	-	-	-	-	-	-	-	-	-	-
<b>Derivative assets</b>										
Foreign exchange forward contracts										
Sell foreign currency	-	-	-	-	-	-	-	-	-	-
<b>Net exposure to foreign currency risk (assets)</b>	<b>254.97</b>	<b>39.59</b>	<b>0.02</b>	<b>0.01</b>	<b>-</b>	<b>288.42</b>	<b>24.24</b>	<b>-</b>	<b>-</b>	<b>-</b>
<b>Financial liabilities</b>										
Foreign currency loan	-	-	-	-	-	50.10	-	-	-	-
Trade payables	645.99	-	-	-	0.00	712.28	-	0.00	-	0.00
<b>Derivative liabilities</b>										
Foreign exchange forward contracts										
Buy foreign currency	(410.88)	-	-	-	-	(488.36)	-	-	-	-
<b>Net exposure to foreign currency risk (liabilities)</b>	<b>235.11</b>	<b>-</b>	<b>-</b>	<b>-</b>	<b>0.00</b>	<b>274.02</b>	<b>-</b>	<b>0.00</b>	<b>-</b>	<b>0.00</b>
<b>Net exposure to foreign currency risk (Assets-Liabilities)</b>	<b>19.86</b>	<b>39.59</b>	<b>0.02</b>	<b>0.01</b>	<b>(0.00)*</b>	<b>14.40</b>	<b>24.24</b>	<b>(0.00)*</b>	<b>-</b>	<b>(0.00)*</b>

\* Amount is below the rounding off norm adopted by the Company.

### (b) Sensitivity

A fluctuation in the exchange rates of 1% with other conditions remaining unchanged would have the following effect on Company's profit or loss before taxes as at 31 March, 2023 and 31 March, 2022:

	Impact on profit before tax	
	Year Ended 31 March, 2023	Year Ended 31 March, 2022
<b>USD sensitivity</b>		
INR/USD- Increase by 1%*	0.20	0.14
INR/USD- Decrease by 1%*	(0.20)	(0.14)
<b>EUR sensitivity</b>		
INR/EUR- Increase by 1%*	0.40	0.24
INR/EUR- Decrease by 1%*	(0.40)	(0.24)
<b>CNY sensitivity**</b>		
INR/CNY- Increase by 1%*	0.00	(0.00)
INR/CNY- Decrease by 1%*	(0.00)	0.00
<b>KRW sensitivity**</b>		
INR/KRW- Increase by 1%*	0.00	-
INR/KRW- Decrease by 1%*	(0.00)	-
<b>VND sensitivity**</b>		
INR/VND- Increase by 1%*	(0.00)	-
INR/VND- Decrease by 1%*	0.00	-

\* Holding all other variable constant

\*\* Amount is below the rounding off norm adopted by the Company.

## Notes to Standalone Ind AS Financial Statements

as at and for the year ended 31 March, 2023

(All amounts in ₹ Crores, unless otherwise stated)

### (ii) Interest rate risk

Interest rate risk is the risk that the fair value or future cash flows of a financial instrument will fluctuate because of changes in market interest rates. The Company's exposure to risk of change in market interest rates relates primarily to its debt interest obligations. Its borrowings are at floating rates and its future cash flows will fluctuate because of changes in market interest rates.

#### (a) Interest Rate Risk Exposure

The exposure of the Company's borrowings to interest rate changes at the end of the reporting period are as follows:

	31 March, 2023	31 March, 2022
Total borrowings (including current maturities)	693.00	683.99

#### (b) Sensitivity

Profit or loss is sensitive to higher / lower interest expense from borrowings as a result of changes in interest rates.

	Impact on profit before tax	
	Year Ended 31 March, 2023	Year Ended 31 March, 2022
Interest Rates - Increase by 50 basis points (50 bps) *	(3.47)	(3.42)
Interest Rates - Decrease by 50 basis points (50 bps) *	3.47	3.42

\* Holding all other variable constant

### (iii) Security Price risk

Securities price risk is the risk that the fair value of a financial instrument will fluctuate due to changes in market traded prices.

The Company invests its surplus funds in various debt instruments and equity instruments. These comprise of mainly liquid schemes of mutual funds, short term debt funds & income funds (duration investments), certain quoted equity instruments and bank fixed deposits. To manage its price risk arising from investments in mutual funds and equity instruments, the Company diversifies its portfolio. Mutual fund and equity investments are susceptible to market price risk, mainly arising from changes in the interest rates or market yields which may impact the return and value of such investments.

#### (a) Securities Price Risk Exposure

The Company's exposure to securities price risk arises from investments in mutual funds and equity instruments held by the Company and classified in the Balance Sheet as fair value through profit or loss/fair value through other comprehensive income is disclosed under Note 30.

#### (b) Sensitivity

The sensitivity of profit or loss to changes in Net Assets Values (NAVs) as at year end for investments in mutual funds.

	Impact on profit before tax	
	Year Ended 31 March, 2023	Year Ended 31 March, 2022
NAV of mutual funds/Market price of quoted equity instruments - Increase by 1%*	-	3.00
NAV of mutual funds/Market price of quoted equity instruments - Decrease by 1%*	-	(3.00)

\* Holding all other variable constant

## Notes to Standalone Ind AS Financial Statements

as at and for the year ended 31 March, 2023

(All amounts in ₹ Crores, unless otherwise stated)

### (D) Commodity Price Risk

Commodity price risk results from changes in market prices for raw materials, mainly carbon black feedstock which forms the largest portion of Company's cost of sales.

The Company endeavours to reduce such risks by maintaining inventory at optimum level through a highly probable sales forecast on quarterly basis and also through worldwide purchasing activities. Raw materials are purchased exclusively to cover Company's own requirements. Further, a significant portion of Company's volume is sold based on formula-driven price adjustment mechanism which allows for recovery of the changed raw material cost from customers. The Company also endeavors to offset the effects of increases in raw material costs through price increases in its non-contract sales, productivity improvement and other cost reduction efforts. The Company has not entered into any derivative contracts to hedge exposure to fluctuations in commodity prices.

### NOTE 32: CAPITAL MANAGEMENT

For the purposes of the Company's capital management, capital includes issued capital, all other equity reserves and long term borrowed capital less reported cash and cash equivalents.

The primary objective of the Company's capital management is to maintain an efficient capital structure to reduce the cost of capital, support the corporate strategy and to maximise shareholder's value.

The Company's policy is to borrow primarily through banks to maintain sufficient liquidity. The Company also maintains certain undrawn committed credit facilities to provide additional liquidity. These borrowings, together with cash generated from operations are utilised for operations of the Company.

The Company monitors capital on the basis of cost of capital. The Company is not subject to any externally imposed capital requirements.

The following table summaries the capital of the Company:

Particulars	As at 31 March, 2023	As at 31 March, 2022
Long Term Borrowings (including current maturities of long term debt)	273.00	309.02
Short Term Borrowings	420.00	374.97
Less: Cash and cash equivalents	36.79	103.97
<b>Total Net Debt</b>	<b>656.21</b>	<b>580.02</b>
Total equity	2,819.62	2,604.91
<b>Total Capital (Equity+Net Debt)</b>	<b>3,475.83</b>	<b>3,184.93</b>

No changes were made to the objectives, policies or processes for managing capital during the year ended 31 March, 2023 and 31 March, 2022.

### NOTE 33: OTHER STATUTORY INFORMATION

- The Company does not have any transactions with companies struck off.
- The Company does not have any charges or satisfaction which is yet to be registered with ROC (Registrar of Companies) beyond the statutory period.
- The Company has not traded or invested in Crypto currency or Virtual Currency during the financial year.

## Notes to Standalone Ind AS Financial Statements

as at and for the year ended 31 March, 2023

(All amounts in ₹ Crores, unless otherwise stated)

- The Company has not received any fund from any person(s) or entity(ies), including foreign entities (Funding Party) with the understanding (whether recorded in writing or otherwise) that the Company shall directly or indirectly lend or invest in other persons or entities identified in any manner whatsoever by or on behalf of the Funding Party (Ultimate Beneficiaries) or provide any guarantee, security or the like on behalf of the Ultimate Beneficiaries.
- The Company has not advanced or loaned or invested funds to any other person(s) or entity(ies), including foreign entities (Intermediaries) with the understanding that the Intermediary shall directly or indirectly lend or invest in other persons or entities identified in any manner whatsoever by or on behalf of the Company (Ultimate Beneficiaries) or provide any guarantee, security or the like to or on behalf of the Ultimate Beneficiaries.
- The Company has not surrendered or disclosed any transaction, previously unrecorded in the books of account, in the tax assessments under the Income Tax Act, 1961 as income during the year.
- There are no proceedings initiated or are pending against the Company for holding any benami property under the Prohibition of Benami Property Transactions Act, 1988 and rules made thereunder.



## Notes to Standalone Ind AS Financial Statements

as at and for the year ended 31 March, 2023

### NOTE 34 : Ratio Analysis and its Elements

Particulars	Numerator	Denominator	Year ended 31 March, 2023	Year ended 31 March, 2022	% Change	Reasons for Variance
1 Current Ratio	Current Assets	Current Liabilities	1.04	1.40	(25.71)	Due to liquidation of current investments - mutual funds for the purpose of investment in wholly owned subsidiary PCBL (TN) Limited
2 Debt Equity Ratio	Total Debt = Non-current borrowings + Current Borrowings	Total Equity	0.25	0.26	(3.85)	
3 Debt Service Coverage Ratio <i>Earning Available for Debt Service : Net profit after Tax + Depreciation and amortisation expense + Finance cost excluding interest on lease liabilities + Net gain on foreign currency transaction + Gain/Loss on disposal of property, plant and equipment</i> <i>Debt Service : Interest + Principal Loan repayment</i>	Earning Available for Debt Service	Debt Service	4.27	3.10	37.74	Variance is due to higher earnings available for debt service for higher profitability during the year.
4 Return on Equity (%)	Net Profits after taxes	Total Equity	15.75%	16.40%	(0.65)	
5 Inventory Turnover Ratio - Days <i>Refer Note given below</i> The Company's turnover is highly sensitive to the changes in crude prices which may fluctuate widely between quarters. The Company, therefore, believes that the Inventory turnover days computed on the basis of simple average of the turnover days for each of the four quarters of the year will be more appropriate and reflective of company's operations. The turnover days for each quarter is derived by dividing the quarter-end outstanding inventory balance with sales for the respective quarter. <i>Inventories = Raw Materials + Finished Goods + Stores and spares parts (including packing material).</i> <i>(Sales = Sales of Finished Goods and Traded Goods without GST+Sale of Power)</i>	Sales	Inventory	36	39	(6.84)	

## Notes to Standalone Ind AS Financial Statements

as at and for the year ended 31 March, 2023

Particulars	Numerator	Denominator	Year ended 31 March, 2023	Year ended 31 March, 2022	% Change	Reasons for Variance
6 Debtors Turnover Ratio - Days <i>Refer Note given below</i> <i>(Sales = Sales of Finished Goods and Traded Goods including GST+Sale of Power)</i> The Company's turnover is highly sensitive to the changes in crude prices which may fluctuate widely between quarters. The Company, therefore, believes that the Debtors turnover days computed on the basis of simple average of the turnover days for each of the four quarters of the year will be more appropriate and reflective of company's operations. The turnover days for each quarter is derived by dividing the quarter-end outstanding debtors balance with sales for the respective quarter.	Sale	Trade Receivables	69	70	(1.96)	
7 Trade Payable Turnover Ratio <i>Refer Note given below</i> The Company's turnover is highly sensitive to the changes in crude prices which may fluctuate widely between quarters. The Company, therefore, believes that the payable turnover days computed on the basis of simple average of the turnover days for each of the four quarters of the year will be more appropriate and reflective of company's operations. The turnover days for each quarter is derived by dividing the quarter-end outstanding Trade payable (for material) balance with consumption- Raw material, Stores and Packing material for the respective quarter.	Consumption - Raw Material, Stores & Spares and Packing Material	Trade Payables (for Materials)	76	83	(8.51)	
8 Net Capital Turnover Ratio <i>[Net Sales / Working Capital]</i> <i>(Net Sales = Sales of Finished Goods and Traded Goods without GST+Sale of Power)</i> <i>(Working Capital=Current Asset Less Current Liabilities)</i>	Net Sales	Working Capital	84.69	7.13	1,087.80	Due to liquidation of current investments - mutual funds for the purpose of investment in wholly owned subsidiary PCBL (TN) Limited. Also, due to decrease in closing inventory position.

## Notes to Standalone Ind AS Financial Statements

as at and for the year ended 31 March, 2023

Particulars	Numerator	Denominator	Year ended 31 March, 2023	Year ended 31 March, 2022	% Change	Reasons for Variance
9 Net Profit Margin (%)	Net Profit (Profit after Tax)	Net Sales	7.59%	9.65%	(2.06)	
10 Return on Capital Employed [EBIT / Capital Employed] Capital Employed = Tangible Net Worth + Total Borrowings (Non Current and Current) + Deferred Tax Liabilities	Earnings before interest and taxes	Capital Employed	16.27%	14.85%	1.42	
11 Return on Investment Return on Investment-Mutual fund Return on Investment-Non-Current	Gain on sale of investments carried at FVTPL Fair value notional Gain	Monthly Average Mutual Fund Average Investment in Equity shares and Preference shares	4.84%	2.96%	1.88	(9.44)

## Notes to Standalone Ind AS Financial Statements

as at and for the year ended 31 March, 2023

(All amounts in ₹ Crores, unless otherwise stated)

**NOTE 35:**

The Company has contributed ₹ 10 crores (previous year ₹ 40 crores) under section 182 of the Companies Act, 2013.

**NOTE 36:**

The Company has incorporated a wholly owned subsidiary company in the name of "PCBL EUROPE SRL" at Belgium, Europe on 14 April, 2023, with primary objective of research and development, manufacturing, marketing and trading of specialty chemicals and other chemical products.

**NOTE 37:**

PCBL (TN) Limited, a wholly owned subsidiary of the Company commenced commercial production of first phase (63,000 MT out of total capacity of 147,000 MT) at its Greenfield carbon black manufacturing facility in the state of Tamil Nadu w.e.f. April 14, 2023.

**NOTE 38:**

Figures of the previous year has been regrouped/rearranged to confirm current year's presentation.

For **S. R Batliboi & Co. LLP**

ICAI Firm Registration Number 301003E/E300005  
Chartered Accountants

**Vishal Sharma**

Partner  
Membership Number: 096766

Place : New Delhi  
Date: May 15, 2023

For and on behalf of Board of Directors of **PCBL Limited**

**Kaushik Roy**  
Managing Director  
(DIN: 06513489)

**Kaushik Mukherjee**  
Company Secretary

**Rusha Mitra**  
Director  
(DIN: 08402204)

**Raj Kumar Gupta**  
Chief Financial Officer

## INDEPENDENT AUDITOR'S REPORT

To the Members of PCBL Limited

### Report on the Audit of the Consolidated Financial Statements

#### Opinion

We have audited the accompanying consolidated financial statements of PCBL Limited (hereinafter referred to as "the Holding Company") and its subsidiaries (the Holding Company and its subsidiaries together referred to as "the Group") comprising of the consolidated Balance sheet as at March 31, 2023, the consolidated Statement of Profit and Loss, including other comprehensive income, the consolidated Cash Flow Statement and the consolidated Statement of Changes in Equity for the year then ended, and notes to the consolidated financial statements, including a summary of significant accounting policies and other explanatory information (hereinafter referred to as "the consolidated financial statements").

In our opinion and to the best of our information and according to the explanations given to us and based on the consideration of reports of other auditors on separate financial statements and on the other financial information of the subsidiaries, the aforesaid consolidated financial statements give the information required by the Companies Act, 2013, as amended ("the Act") in the manner so required and give a true and fair view in conformity with the accounting principles generally accepted in India, of the consolidated state of affairs of the Group as at March 31, 2023, their consolidated profit including other comprehensive income, their consolidated cash flows and the consolidated statement of changes in equity for the year ended on that date.

#### Basis for Opinion

We conducted our audit of the consolidated financial statements in accordance with the Standards on Auditing (SAs), as specified under section 143(10) of the Act. Our responsibilities under those Standards are further described in the 'Auditor's

Responsibilities for the Audit of the Consolidated Financial Statements' section of our report. We are independent of the Group, in accordance with the 'Code of Ethics' issued by the Institute of Chartered Accountants of India together with the ethical requirements that are relevant to our audit of the financial statements under the provisions of the Act and the Rules thereunder, and we have fulfilled our other ethical responsibilities in accordance with these requirements and the Code of Ethics. We believe that the audit evidence we have obtained is sufficient and appropriate to provide a basis for our audit opinion on the consolidated financial statements.

#### Key Audit Matters

Key audit matters are those matters that, in our professional judgment, were of most significance in our audit of the consolidated financial statements for the financial year ended March 31, 2023. These matters were addressed in the context of our audit of the consolidated financial statements as a whole, and in forming our opinion thereon, and we do not provide a separate opinion on these matters. For each matter below, our description of how our audit addressed the matter is provided in that context.

We have determined the matters described below to be the key audit matters to be communicated in our report. We have fulfilled the responsibilities described in the Auditor's responsibilities for the audit of the consolidated financial statements section of our report, including in relation to these matters. Accordingly, our audit included the performance of procedures designed to respond to our assessment of the risks of material misstatement of the consolidated financial statements. The results of audit procedures performed by us and by other auditors of components not audited by us, as reported by them in their audit reports furnished to us by the management, including those procedures performed to address the matters below, provide the basis for our audit opinion on the accompanying consolidated financial statements.

Key audit matters	How our audit addressed the key audit matter
<b>Provisions for claims &amp; litigations and disclosure of contingent liabilities</b> (as described in Note 11.1 & 24 of the consolidated financial statements)	
<p>The Holding Company is involved in litigations, both for and against the Holding Company, comprising of tax matters, legal compliances and other disputes.</p> <p>The Holding Company assesses the need to make a provision or disclose a contingency on a case-to-case basis considering the underlying facts of each matter, in consultation with its advisors and lawyers. This involves a high level of management judgement and assumptions which impact the risk assessment and consequential provisioning and disclosure of contingencies in the financial statements. This area is significant to our audit, since the completeness and accuracy of accounting and disclosures for contingencies is dependent on such management judgement and assumptions.</p>	<p>Our audit procedures included the following:</p> <ul style="list-style-type: none"> <li>We evaluated and tested the Holding Company's processes and controls for monitoring of claims, litigations, disputes, compliances and assessment thereof for determining the likely outcome.</li> <li>We read the summary of the litigations prepared by the management and discussed the material cases to determine the Holding Company's assessment of the likelihood and magnitude of any liability that may arise.</li> <li>We obtained independent legal confirmations from the concerned lawyers, where applicable, to seek their opinion on the status of litigations and checked the management's judgements and assumptions.</li> <li>We discussed with the management, including the Holding Company's internal tax experts and head of legal matters to understand the basis of management's judgements and estimates.</li> <li>We obtained risk assessment of tax litigations from our tax specialists to assess management's judgements and assumptions on such matter.</li> <li>We read the minutes of the board meetings, and tested the Holding Company's legal expenses to determine the completeness of claims, disputes and litigations.</li> <li>We tested the adequacy of disclosures in the consolidated financial statements.</li> <li>We also obtained necessary representation from the management in regard to the provisioning and disclosures in respect of the Claims and Litigations.</li> </ul>



Key audit matters	How our audit addressed the key audit matter
<p><b>Fair Valuation of investments in unquoted equity and preference shares</b> (as described in Note 4(a) of the consolidated financial statements)</p> <p>The Holding Company has fair valued its non-current investments in unquoted equity and preference shares as at the year end. Determining the fair value of such unquoted investments requires valuation techniques which has been performed by independent valuation experts, applying applicable valuation methodologies.</p> <p>These investments, being material to these consolidated financial statements, was determined to be a key audit matter in our audit.</p>	<p>Our audit procedures included the following:</p> <ul style="list-style-type: none"> <li>We obtained the last audited financial statements for the year ended March 31, 2022, and the unaudited management certified trial balance for the year ended March 31, 2023, where relevant, of the investee companies and traced the composition of the net asset value of such investee companies used in fair valuation exercise, to the same.</li> <li>We read such financial information to determine any matters which should have been considered for the valuation exercise and discussed with the management for the year ended March 31, 2023, if there are any other significant developments since the last audited financial statements.</li> <li>We compared the fair valuation of such investments as on March 31, 2023, with the fair valuation as on March 31, 2022, and discussed with the concerned valuer and the management the reasons for changes to such fair valuation.</li> <li>Further, we obtained Independence confirmation from the concerned valuers and assessed their competence.</li> <li>We also obtained suitable management representation as regards the fair valuation of these investments.</li> </ul>

### Information Other than the Financial Statements and Auditor's Report Thereon

The Holding Company's Board of Directors is responsible for the other information. The other information comprises the information included in the Management Discussion and Analysis, Board's Report including Annexures to Board's Report, Business Responsibility and Sustainability Report, Corporate Governance and Shareholder's Information, but does not include the consolidated financial statements and our auditor's report thereon.

Our opinion on the consolidated financial statements does not cover the other information and we do not express any form of assurance conclusion thereon.

In connection with our audit of the consolidated financial statements, our responsibility is to read the other information and, in doing so, consider whether such other information is materially inconsistent with the consolidated financial statements or our knowledge obtained in the audit or otherwise appears to be materially misstated. If, based on the work we have performed, we conclude that there is a material misstatement of this other information, we are required to report that fact. We have nothing to report in this regard.

### Responsibilities of Management for the Consolidated Financial Statements

The Holding Company's Board of Directors is responsible for the preparation and presentation

of these consolidated financial statements in terms of the requirements of the Act that give a true and fair view of the consolidated financial position, consolidated financial performance including other comprehensive income, consolidated cash flows and consolidated statement of changes in equity of the Group in accordance with the accounting principles generally accepted in India, including the Indian Accounting Standards (Ind AS) specified under section 133 of the Act read with the Companies (Indian Accounting Standards) Rules, 2015, as amended. The respective Board of Directors of the companies included in the Group are responsible for maintenance of adequate accounting records in accordance with the provisions of the Act for safeguarding of the assets of their respective company and for preventing and detecting frauds and other irregularities; selection and application of appropriate accounting policies; making judgments and estimates that are reasonable and prudent; and the design, implementation and maintenance of adequate internal financial controls, that were operating effectively for ensuring the accuracy and completeness of the accounting records, relevant to the preparation and presentation of the consolidated financial statements that give a true and fair view and are free from material misstatement, whether due to fraud or error, which have been used for the purpose of preparation of the consolidated financial statements by the Directors of the Holding Company, as aforesaid.

In preparing the consolidated financial statements,

the respective Board of Directors of the companies included in the Group are responsible for assessing the ability of their respective company to continue as a going concern, disclosing, as applicable, matters related to going concern and using the going concern basis of accounting unless management either intends to liquidate the Group or to cease operations, or has no realistic alternative but to do so.

Those respective Board of Directors of the companies included in the Group are also responsible for overseeing the financial reporting process of their respective company.

### Auditor's Responsibilities for the Audit of the Consolidated Financial Statements

Our objectives are to obtain reasonable assurance about whether the consolidated financial statements as a whole are free from material misstatement, whether due to fraud or error, and to issue an auditor's report that includes our opinion. Reasonable assurance is a high level of assurance, but is not a guarantee that an audit conducted in accordance with SAs will always detect a material misstatement when it exists. Misstatements can arise from fraud or error and are considered material if, individually or in the aggregate, they could reasonably be expected to influence the economic decisions of users taken on the basis of these consolidated financial statements.

As part of an audit in accordance with SAs, we exercise professional judgment and maintain professional skepticism throughout the audit. We also:

- Identify and assess the risks of material misstatement of the consolidated financial statements, whether due to fraud or error, design and perform audit procedures responsive to those risks, and obtain audit evidence that is sufficient and appropriate to provide a basis for our opinion. The risk of not detecting a material misstatement resulting from fraud is higher than for one resulting from error, as fraud may involve collusion, forgery, intentional omissions, misrepresentations, or the override of internal control.
- Obtain an understanding of internal control relevant to the audit in order to design audit procedures that are appropriate in the circumstances. Under section 143(3)(i) of the Act, we are also responsible for expressing our opinion on whether the Holding Company has adequate internal financial controls with reference to financial statements in place and the operating effectiveness of such controls.
- Evaluate the appropriateness of accounting policies used and the reasonableness of accounting estimates and related disclosures made by management.
- Conclude on the appropriateness of management's use of the going concern basis of accounting and, based on the audit evidence obtained, whether a material uncertainty exists related to events or conditions that may cast

significant doubt on the ability of the Group to continue as a going concern. If we conclude that a material uncertainty exists, we are required to draw attention in our auditor's report to the related disclosures in the consolidated financial statements or, if such disclosures are inadequate, to modify our opinion. Our conclusions are based on the audit evidence obtained up to the date of our auditor's report. However, future events or conditions may cause the Group to cease to continue as a going concern.

- Evaluate the overall presentation, structure and content of the consolidated financial statements, including the disclosures, and whether the consolidated financial statements represent the underlying transactions and events in a manner that achieves fair presentation.
- Obtain sufficient appropriate audit evidence regarding the financial information of the entities or business activities within the Group of which we are the independent auditors, to express an opinion on the consolidated financial statements. We are responsible for the direction, supervision and performance of the audit of the financial statements of such entities included in the consolidated financial statements of which we are the independent auditors. For the other entities included in the consolidated financial statements, which have been audited by other auditors, such other auditors remain responsible for the direction, supervision and performance of the audits carried out by them. We remain solely responsible for our audit opinion.

We communicate with those charged with governance of the Holding Company and such other entities included in the consolidated financial statements of which we are the independent auditors regarding, among other matters, the planned scope and timing of the audit and significant audit findings, including any significant deficiencies in internal control that we identify during our audit.

We also provide those charged with governance with a statement that we have complied with relevant ethical requirements regarding independence, and to communicate with them all relationships and other matters that may reasonably be thought to bear on our independence, and where applicable, related safeguards.

From the matters communicated with those charged with governance, we determine those matters that were of most significance in the audit of the consolidated financial statements for the financial year ended March 31, 2023 and are therefore the key audit matters. We describe these matters in our auditor's report unless law or regulation precludes public disclosure about the matter or when, in extremely rare circumstances, we determine that a matter should not be communicated in our report because the adverse consequences of doing so would reasonably be expected to outweigh the public interest benefits of

such communication.

#### Other Matter

We did not audit the financial statements and other financial information, in respect of 3 subsidiaries, whose financial statements include total assets of Rs 1,230.02 crores as at March 31, 2023, and total revenues of Rs 11.61 crores and net cash outflows of Rs 3.54 crores for the year ended on that date. These financial statement and other financial information have been audited by other auditors, which financial statements, other financial information and auditor's reports have been furnished to us by the management. Our opinion on the consolidated financial statements, in so far as it relates to the amounts and disclosures included in respect of these subsidiaries, and our report in terms of sub-sections (3) of Section 143 of the Act, in so far as it relates to the aforesaid subsidiaries, is based solely on the reports of such other auditors.

Certain of these subsidiaries are located outside India whose financial statements and other financial information have been prepared in accordance with accounting principles generally accepted in their respective countries and which have been audited by other auditors under generally accepted auditing standards applicable in their respective countries. The Holding Company's management has converted the financial statements of such subsidiaries located outside India from accounting principles generally accepted in their respective countries to accounting principles generally accepted in India. We have audited these conversion adjustments made by the Holding Company's management. Our opinion in so far as it relates to the balances and affairs of such subsidiaries located outside India is based on the report of other auditors and the conversion adjustments prepared by the management of the Holding Company and audited by us.

Our opinion above on the consolidated financial statements, and our report on Other Legal and Regulatory Requirements below, is not modified in respect of the above matters with respect to our reliance on the work done and the reports of the other auditors.

#### Report on Other Legal and Regulatory Requirements

1. As required by the Companies (Auditor's Report) Order, 2020 ("the Order"), issued by the Central Government of India in terms of sub-section (11) of section 143 of the Act, based on our audit and on the consideration of report of the other auditor on separate financial statements and the other financial information of the subsidiary company, incorporated in India, as noted in the 'Other Matter' paragraph, there are no qualifications or adverse remarks by the respective auditors in the Companies (Auditor's Report) Order reports of the companies included in the consolidated financial statements.
2. As required by Section 143(3) of the Act, based on our audit and on the consideration of report of the other auditors on separate financial

statements and the other financial information of subsidiaries, as noted in the 'other matter' paragraph we report, to the extent applicable, that:

- (a) We and the other auditors whose report we have relied upon have sought and obtained all the information and explanations which to the best of our knowledge and belief were necessary for the purposes of our audit of the aforesaid consolidated financial statements;
- (b) In our opinion, proper books of account as required by law relating to preparation of the aforesaid consolidation of the financial statements have been kept so far as it appears from our examination of those books and reports of the other auditors;
- (c) The Consolidated Balance Sheet, the Consolidated Statement of Profit and Loss including the Statement of Other Comprehensive Income, the Consolidated Cash Flow Statement and Consolidated Statement of Changes in Equity dealt with by this Report are in agreement with the books of account maintained for the purpose of preparation of the consolidated financial statements;
- (d) In our opinion, the aforesaid consolidated financial statements comply with the Accounting Standards specified under Section 133 of the Act, read with Companies (Indian Accounting Standards) Rules, 2015, as amended
- (e) On the basis of the written representations received from the directors of the Holding Company as on March 31, 2023 taken on record by the Board of Directors of the Holding Company and the reports of the statutory auditors who are appointed under Section 139 of the Act, of its subsidiary companies, none of the directors of the Group's companies, incorporated in India, is disqualified as on March 31, 2023 from being appointed as a director in terms of Section 164 (2) of the Act;
- (f) With respect to the adequacy of the internal financial controls with reference to consolidated financial statements of the Holding Company and its subsidiary companies, incorporated in India, and the operating effectiveness of such controls, refer to our separate Report in "Annexure " to this report.
- (g) In our opinion, the managerial remuneration for the year ended March 31, 2023 has been paid / provided by the Holding Company to their directors in accordance with the provisions of section 197 read with Schedule V to the Act;
- (h) With respect to the other matters to be included in the Auditor's Report in accordance with Rule 11 of the Companies (Audit and Auditors) Rules, 2014, as

amended, in our opinion and to the best of our information and according to the explanations given to us and based on the consideration of the report of the other auditors on separate financial statements as also the other financial information of the subsidiaries, as noted in the 'Other matter' paragraph:

- i. The consolidated financial statements disclose the impact of pending litigations on its consolidated financial position of the Group in its consolidated financial statements – Refer Note 11.1 and 24 to the consolidated financial statements.
- ii. Provision has been made in the consolidated financial statements, as required under the applicable law or accounting standards, for material foreseeable losses, if any, on long-term contracts including derivative contracts.
- iii. There has been no delay in transferring amounts, required to be transferred, to the Investor Education and Protection Fund by the Holding Company and its subsidiaries, incorporated in India during the year ended March 31, 2023.
- iv. a) The respective managements of the Holding Company and its subsidiaries which are companies incorporated in India whose financial statements have been audited under the Act have represented to us and the other auditors of such subsidiaries respectively that, to the best of its knowledge and belief, as disclosed in the note 34 to the consolidated financial statements, no funds have been advanced or loaned or invested (either from borrowed funds or share premium or any other sources or kind of funds) by the Holding Company or any of such subsidiaries to or in any other person or entity, including foreign entities ("Intermediaries"), with the understanding, whether recorded in writing or otherwise, that the Intermediary shall, whether, directly or indirectly lend or invest in other persons or entities identified in any manner whatsoever by or on behalf of the respective Holding Company or any of such subsidiaries ("Ultimate Beneficiaries") or provide any guarantee, security or the like on behalf of the Ultimate Beneficiaries;
- b) The respective managements of the Holding Company and its subsidiaries which are companies incorporated in India whose

financial statements have been audited under the Act have represented to us and the other auditors of such subsidiaries respectively that, to the best of its knowledge and belief, as disclosed in the note 34 to the consolidated financial statements, no funds have been received by the respective Holding Company or any of such subsidiaries from any person or entity, including foreign entities ("Funding Parties"), with the understanding, whether recorded in writing or otherwise, that the Holding Company or any of such subsidiaries shall, whether, directly or indirectly, lend or invest in other persons or entities identified in any manner whatsoever by or on behalf of the Funding Party ("Ultimate Beneficiaries") or provide any guarantee, security or the like on behalf of the Ultimate Beneficiaries; and

- c) Based on the audit procedures that has been considered reasonable and appropriate in the circumstances performed by us and that performed by the auditors of the subsidiary which are companies incorporated in India whose financial statements have been audited under the Act, nothing has come to our or other auditor's notice that has caused us or the other auditors to believe that the representations under sub-clause (a) and (b) contain any material mis-statement.
- v) The dividend declared and paid during the year by the Holding Company and until the date of the respective audit reports of such Holding Company is in accordance with section 123 of the Act.
- vi) As proviso to Rule 3(1) of the Companies (Accounts) Rules, 2014 is applicable only w.e.f. April 1, 2023, for the Holding Company and its subsidiary company incorporated in India, hence reporting under this clause is not applicable.

For S.R. Batliboi & Co. LLP  
Chartered Accountants  
ICAI Firm Registration Number: 301003E/ E300005

per Vishal Sharma  
Partner  
Membership Number: 096766  
UDIN: 23096766BGYHTI3010

Place of Signature: New Delhi  
Date: May 15, 2023



## ANNEXURE TO THE INDEPENDENT AUDITOR'S REPORT OF EVEN DATE ON THE CONSOLIDATED FINANCIAL STATEMENTS OF PCBL LIMITED

### Report on the Internal Financial Controls under Clause (i) of Sub-section 3 of Section 143 of the Companies Act, 2013 ("the Act")

In conjunction with our audit of the consolidated financial statements of PCBL Limited (hereinafter referred to as the "Holding Company") as of and for the year ended March 31, 2023, we have audited the internal financial controls with reference to consolidated financial statements of the Holding Company and its subsidiary Company (the Holding Company and its subsidiary together referred to as "the Group"), which are companies incorporated in India, as of that date.

#### Management's Responsibility for Internal Financial Controls

The respective Board of Directors of the companies included in the Group, which are companies incorporated in India, are responsible for establishing and maintaining internal financial controls based on the internal control over financial reporting criteria established by the Holding Company considering the essential components of internal control stated in the Guidance Note on Audit of Internal Financial Controls Over Financial Reporting issued by the Institute of Chartered Accountants of India (ICAI). These responsibilities include the design, implementation and maintenance of adequate internal financial controls that were operating effectively for ensuring the orderly and efficient conduct of its business, including adherence to the respective company's policies, the safeguarding of its assets, the prevention and detection of frauds and errors, the accuracy and completeness of the accounting records, and the timely preparation of reliable financial information, as required under the Act.

#### Auditor's Responsibility

Our responsibility is to express an opinion on the Holding Company's internal financial controls with reference to consolidated financial statements based on our audit. We conducted our audit in accordance with the Guidance Note on Audit of Internal Financial Controls Over Financial Reporting (the "Guidance Note") and the Standards on Auditing, specified under section 143(10) of the Act, to the extent applicable to an audit of internal financial controls, both, issued by ICAI. Those Standards and the Guidance Note require that we comply with ethical requirements and plan and

perform the audit to obtain reasonable assurance about whether adequate internal financial controls with reference to consolidated financial statements was established and maintained and if such controls operated effectively in all material respects.

Our audit involves performing procedures to obtain audit evidence about the adequacy of the internal financial controls with reference to consolidated financial statements and their operating effectiveness. Our audit of internal financial controls with reference to consolidated financial statements included obtaining an understanding of internal financial controls with reference to consolidated financial statements, assessing the risk that a material weakness exists, and testing and evaluating the design and operating effectiveness of internal control based on the assessed risk. The procedures selected depend on the auditor's judgement, including the assessment of the risks of material misstatement of the financial statements, whether due to fraud or error.

We believe that the audit evidence we have obtained and the audit evidence obtained by the other auditors in terms of their reports referred to in the Other Matters paragraph below, is sufficient and appropriate to provide a basis for our audit opinion on the internal financial controls with reference to consolidated financial statements.

#### Meaning of Internal Financial Controls With Reference to Consolidated Financial Statements

A company's internal financial control with reference to consolidated financial statements is a process designed to provide reasonable assurance regarding the reliability of financial reporting and the preparation of financial statements for external purposes in accordance with generally accepted accounting principles. A company's internal financial control with reference to consolidated financial statements includes those policies and procedures that (1) pertain to the maintenance of records that, in reasonable detail, accurately and fairly reflect the transactions and dispositions of the assets of the company; (2) provide reasonable assurance that transactions are recorded as necessary to permit preparation of financial statements in accordance with generally accepted accounting principles, and

that receipts and expenditures of the company are being made only in accordance with authorisations of management and directors of the company; and (3) provide reasonable assurance regarding prevention or timely detection of unauthorised acquisition, use, or disposition of the company's assets that could have a material effect on the financial statements.

#### Inherent Limitations of Internal Financial Controls With Reference to Consolidated Financial Statements

Because of the inherent limitations of internal financial controls with reference to consolidated financial statements, including the possibility of collusion or improper management override of controls, material misstatements due to error or fraud may occur and not be detected. Also, projections of any evaluation of the internal financial controls with reference to consolidated financial statements to future periods are subject to the risk that the internal financial controls with reference to consolidated financial statements may become inadequate because of changes in conditions, or that the degree of compliance with the policies or procedures may deteriorate.

#### Opinion

In our opinion, the Group, which are companies incorporated in India, has, maintained in all material

respects, adequate internal financial controls with reference to consolidated financial statements and such internal financial controls with reference to consolidated financial statements were operating effectively as at March 31, 2023, based on the internal control over financial reporting criteria established by the Holding Company considering the essential components of internal control stated in the Guidance Note issued by the ICAI.

#### Other Matters

Our report under Section 143(3)(i) of the Act on the adequacy and operating effectiveness of the internal financial controls with reference to consolidated financial statements of the Holding Company, in so far as it relates to one subsidiary Company, which is a Company, incorporated in India, is based on the corresponding reports of the auditors of such subsidiary.

For **S.R. Batliboi & Co. LLP**  
Chartered Accountants  
ICAI Firm Registration Number: 301003E/ E300005

per **Vishal Sharma**  
Partner  
Membership Number: 096766  
UDIN: 23096766BGYHTI3010

Place of Signature: New Delhi  
Date: May 15, 2023



## Consolidated Ind AS Balance Sheet

as at 31 March, 2023

(All amounts in ₹ Crores, unless otherwise stated)

	Notes	As at 31 March, 2023	As at 31 March, 2022
<b>ASSETS</b>			
<b>Non-current assets</b>			
Property, plant and equipment	3(a)	1,888.90	1,839.40
Capital work-in-progress	3(b)	1,130.01	175.25
Investment property	3(c)	4.48	4.48
Intangible assets	3(d)	0.67	0.75
Right of use assets	3(e)	73.59	89.46
<b>Financial assets</b>			
(i) Investments	4(a)	233.84	257.99
(ii) Loans	4(e)	1.51	1.03
(iii) Other financial assets	4(f)	27.50	26.05
Non current tax assets (Net)	7	7.45	-
Other non-current assets	5	52.51	119.55
<b>Total Non-current assets</b>		<b>3,420.46</b>	<b>2,513.96</b>
<b>Current assets</b>			
Inventories	6	571.39	603.91
<b>Financial assets</b>			
(i) Investments	4(a)	-	330.00
(ii) Trade receivables	4(b)	1,110.65	1,105.10
(iii) Cash and cash equivalents	4(c)	40.22	118.64
(iv) Other bank balances	4(d)	55.37	40.45
(v) Loans	4(e)	0.54	0.46
(vi) Other financial assets	4(f)	13.11	17.62
Other current assets	5	221.07	54.58
<b>Total Current assets</b>		<b>2,012.35</b>	<b>2,270.76</b>
<b>TOTAL ASSETS</b>		<b>5,432.81</b>	<b>4,784.72</b>
<b>EQUITY AND LIABILITIES</b>			
<b>EQUITY</b>			
Equity Share Capital	8	37.75	37.75
Other Equity	9	2,792.42	2,576.24
<b>Equity attributable to Equity Holders of the Parent</b>		<b>2,830.17</b>	<b>2,613.99</b>
Non-Controlling Interest		9.13	8.24
<b>TOTAL EQUITY</b>		<b>2,839.30</b>	<b>2,622.23</b>
<b>LIABILITIES</b>			
<b>Non-current liabilities</b>			
<b>Financial Liabilities</b>			
(i) Borrowings	10(a) (i)	407.31	220.34
(ii) Lease Liabilities	10(c)	66.71	82.86
(iii) Other financial liabilities	10(d)	7.77	8.01
Provisions	11	3.83	0.50
Deferred tax liabilities (Net)	12	256.06	276.27
<b>Total Non-current liabilities</b>		<b>741.68</b>	<b>587.98</b>
<b>Current liabilities</b>			
<b>Financial Liabilities</b>			
(i) Borrowings	10(a) (ii)	535.69	463.65
(ii) Lease Liabilities	10(c)	19.73	18.97
(iii) Trade payables	10(b)		
(a) Total outstanding dues of micro enterprises and small enterprises		41.62	21.56
(b) Total outstanding dues of creditors other than micro enterprises and small enterprises		914.78	889.56
(iv) Other financial liabilities	10(d)	245.39	82.66
Provisions	11	82.29	79.33
Current tax liabilities (Net)	14	0.08	0.84
Other current liabilities	13	12.25	17.94
<b>Total Current liabilities</b>		<b>1,851.83</b>	<b>1,574.51</b>
<b>TOTAL LIABILITIES</b>		<b>2,593.51</b>	<b>2,162.49</b>
<b>TOTAL EQUITY AND LIABILITIES</b>		<b>5,432.81</b>	<b>4,784.72</b>

The accompanying notes form an integral part of these Consolidated Ind AS financial statements.

This is the Consolidated Ind AS Balance Sheet referred to in our report of even date.

For **S. R Batliboi & Co. LLP**

ICAI Firm Registration Number 301003E/E300005  
Chartered Accountants

**Vishal Sharma**  
Partner  
Membership Number: 096766

Place : New Delhi  
Date: May 15, 2023

For and on behalf of Board of Directors of **PCBL Limited**

**Kaushik Roy**  
Managing Director  
(DIN: 06513489)

**Kaushik Mukherjee**  
Company Secretary

**Rusha Mitra**  
Director  
(DIN: 08402204)

**Raj Kumar Gupta**  
Chief Financial Officer

## Consolidated Ind AS Statement of Profit and Loss

for the year ended 31 March, 2023

(All amounts in ₹ Crores, unless otherwise stated)

	Notes	Year ended 31 March, 2023	Year ended 31 March, 2022
Revenue from operations	15	5,774.06	4,446.42
Other income	16	40.61	28.59
<b>Total Income</b>		<b>5,814.67</b>	<b>4,475.01</b>
<b>Expenses</b>			
Cost of materials consumed	17(a)	4,356.34	3,169.12
Changes in inventories of finished goods	17(b)	(3.89)	(35.32)
Employee benefits expense	18	190.46	158.90
Finance costs	19	53.41	29.09
Depreciation and amortisation expense	20	136.74	120.89
Other expenses	21	499.93	500.76
<b>Total Expenses</b>		<b>5,232.99</b>	<b>3,943.44</b>
<b>Profit before tax</b>		<b>581.68</b>	<b>531.57</b>
Income-tax expense	22		
Current tax (Net of utilisation of minimum alternate tax credit)		148.65	110.47
Tax relating to earlier years		7.93	-
Deferred tax charge / (credit)	12	(17.09)	(5.24)
<b>Total tax expense</b>		<b>139.49</b>	<b>105.23</b>
<b>Profit for the year</b>		<b>442.19</b>	<b>426.34</b>
<b>Other Comprehensive Income / (Loss) [OCI]</b>			
<b>Items that will be reclassified to profit or loss, net of taxes</b>			
Exchange differences on translation of foreign operations		4.33	2.30
<b>Items that will not be reclassified to profit or loss, net of taxes</b>			
Re-measurement gain / (loss) on post-employment defined benefit plans		2.70	(2.78)
Changes in fair value of equity instruments through OCI		(26.71)	61.12
Income Tax relating to items that will not be reclassified to Profit or Loss	22	2.16	(9.12)
<b>Other Comprehensive Income / (Loss) for the year, net of tax</b>		<b>(17.52)</b>	<b>51.52</b>
<b>Total Comprehensive Income for the year, net of tax</b>		<b>424.67</b>	<b>477.86</b>
<b>Profit for the period Attributable to</b>			
Owners of the Equity		<b>441.80</b>	<b>426.02</b>
Non-Controlling Interest		<b>0.39</b>	<b>0.32</b>
<b>Other Comprehensive Income for the period Attributable to</b>			
Owners of the Equity		<b>(18.02)</b>	<b>51.13</b>
Non-Controlling Interest		<b>0.50</b>	<b>0.39</b>
<b>TOTAL OTHER COMPREHENSIVE INCOME FOR THE PERIOD ATTRIBUTABLE TO</b>			
Owners of the Equity		<b>423.78</b>	<b>477.15</b>
Non-Controlling Interest		<b>0.89</b>	<b>0.71</b>
<b>Earnings per equity share :</b>	27		
Nominal Value per share ( Re 1/- ) [ Refer Note 8(i) ]			
Basic ( ₹ )		<b>11.70</b>	<b>11.81</b>
Diluted ( ₹ )		<b>11.70</b>	<b>11.81</b>

The accompanying notes form an integral part of these Consolidated Ind AS financial statements.

This is the Consolidated AS Statement of Profit and Loss referred to in our report of even date.

For **S. R Batliboi & Co. LLP**

ICAI Firm Registration Number 301003E/E300005  
Chartered Accountants

**Vishal Sharma**  
Partner  
Membership Number: 096766

Place : New Delhi  
Date: May 15, 2023

For and on behalf of Board of Directors of **PCBL Limited**

**Kaushik Roy**  
Managing Director  
(DIN: 06513489)

**Kaushik Mukherjee**  
Company Secretary

**Rusha Mitra**  
Director  
(DIN: 08402204)

**Raj Kumar Gupta**  
Chief Financial Officer

## Statement of IND AS Consolidated Cash Flows

for the year ended 31 March, 2023

(All amounts in ₹ Crores, unless otherwise stated)

Particulars	Notes	Year ended 31 March, 2023	Year ended 31 March, 2022
<b>A. Cash Flow from Operating Activities</b>			
Profit before Tax		581.68	531.57
<b>Adjustments to reconcile profit before tax to net cash flows:</b>			
Depreciation and amortisation expense	20	136.74	120.89
Finance costs	19	53.41	29.09
Allowance for doubtful debts / expected credit losses - trade receivables	21	0.11	-
Interest income from certain financial assets	16	(2.83)	(6.60)
Exchange differences on translation of foreign subsidiaries		4.33	2.30
Dividend income from equity instruments designated at FVTOCI	16	(9.79)	(7.59)
(Gain) / Loss on sale / fair valuation of investments carried at FVTPL	16	(19.51)	(9.47)
Provisions / Liabilities no longer required written back (Profit)/Loss on disposal/discard of property, plant and equipment	16 21	(6.99) 0.02	- 0.39
Provisions / write back for claims and litigations (net)	11.1	4.77	(2.27)
Unrealised Foreign exchange differences (net)		1.04	0.08
		161.30	126.82
<b>Operating profit before changes in operating assets and liabilities</b>		<b>742.98</b>	<b>658.39</b>
<b>Working capital adjustments</b>			
(Increase)/Decrease in inventories		32.52	(159.07)
(Increase)/Decrease in trade receivables		(7.65)	(394.16)
(Increase)/Decrease in other financial and non-financial assets		(164.01)	(21.58)
Increase/(Decrease) in trade payables		53.21	317.15
Increase/(Decrease) in other financial and non-financial liabilities		12.80	(6.74)
		(73.13)	(264.40)
<b>Cash generated from operations</b>		<b>669.85</b>	<b>393.99</b>
Income taxes paid (net of refunds)		(165.76)	(103.57)
<b>NET CASH FLOWS GENERATED FROM OPERATING ACTIVITIES</b>		<b>504.09</b>	<b>290.42</b>
<b>B. Cash Flow from Investing Activities</b>			
Purchase of property, plant and equipment		(895.90)	(306.20)
Proceeds from disposal of property, plant and equipment *		0.20	0.00
Purchase of non-current investments		(1.94)	-
Proceeds from sale of non current investments		7.85	-
Purchase of current investments		(5,157.84)	(3,700.81)
Proceeds from sale/redemption of current investments		5,499.50	3,380.29
Fixed deposits (placed) /matured with banks		(15.37)	71.51
Interest received		1.77	6.92
Dividend received from equity instruments designated at FVTOCI		9.79	7.59
<b>NET CASH FLOWS USED IN INVESTING ACTIVITIES</b>		<b>(551.94)</b>	<b>(540.70)</b>
<b>C. Cash Flow from Financing Activities</b>			
Proceeds from Issue of Equity shares through Qualified Institutions Placement (net of expense)	8/9	-	390.11
Proceeds from non-current borrowings		310.00	120.00

## Statement of Ind AS consolidated Cash Flows

for the year ended 31 March, 2023

(All amounts in ₹ Crores, unless otherwise stated)

Particulars	Notes	Year ended 31 March, 2023	Year ended 31 March, 2022
Repayment of non-current borrowings		(96.02)	(160.85)
Payment of lease liabilities, including interest thereon		(28.63)	(28.87)
Increase /(decrease) in cash credit facilities from banks		(49.87)	49.87
Proceeds from current borrowings		1,055.00	883.48
Repayment of current borrowings		(960.10)	(815.48)
Dividends paid		(207.60)	(188.73)
Finance cost paid		(53.35)	(32.83)
<b>NET CASH FLOWS (USED IN) / GENERATED FROM FINANCING ACTIVITIES</b>		<b>(30.57)</b>	<b>216.70</b>
Net decrease in Cash and Cash Equivalents		<b>(78.42)</b>	<b>(33.58)</b>
Opening Cash and Cash Equivalents		118.64	152.22
Closing Cash and Cash Equivalents		<b>40.22</b>	<b>118.64</b>

\* Amount is below the rounding off norm adopted by the Group.

### Changes in liabilities arising from financing activities

Particulars	1 April, 2022	Cash Flows	Others	31 March, 2023
Current borrowings (excluding Current maturities of long term debt)	374.97	45.03	0.00	420.00
Lease Liabilities [Refer Note 10(c)]	101.83	(28.63)	13.24	86.44
Non-current borrowings (including Current Maturities)	309.02	213.98	-	523.00
<b>Total liabilities from financing activities</b>	<b>785.82</b>	<b>230.38</b>	<b>13.24</b>	<b>1,029.44</b>

Particulars	1 April, 2021	Cash Flows	Other	31 March, 2022
Current borrowings (excluding Current maturities of long term debt)	256.92	117.87	0.18	374.97
Lease Liabilities [Refer Note 10(c)]	117.06	(28.87)	13.64	101.83
Non-current borrowings (including Current Maturities)	349.87	(40.85)	-	309.02
<b>Total liabilities from financing activities</b>	<b>723.85</b>	<b>48.15</b>	<b>13.82</b>	<b>785.82</b>

### Accounting Policy

For the purpose of presentation in the statement of cash flows, Cash and cash equivalents comprise cash at bank, cash in hand and short-term deposits with an original maturity of three months or less, which are subject to an insignificant risk of changes in value.

The accompanying notes form an integral part of these Consolidated Ind AS financial statements

For **S. R Batliboi & Co. LLP**

ICAI Firm Registration Number 301003E/E300005  
Chartered Accountants

**Vishal Sharma**  
Partner  
Membership Number: 096766

Place : New Delhi  
Date: May 15, 2023

For and on behalf of Board of Directors of **PCBL Limited**

**Kaushik Roy**  
Managing Director  
(DIN: 06513489)

**Kaushik Mukherjee**  
Company Secretary

**Rusha Mitra**  
Director  
(DIN: 08402204)

**Raj Kumar Gupta**  
Chief Financial Officer

## Consolidated Ind AS Statement of Changes in Equity

for the year ended 31 March, 2023

### A. Equity share capital

(All amounts in ₹ Crores, unless otherwise stated)

Particulars	Notes	31 March, 2023		As at 31 March, 2022	
		Number of Shares	Amount	Number of Shares	Amount
<b>Equity shares of Re. 1/- (31 March, 2022 Rs. 2/-) each issued, subscribed and paid up: Refer Note 8(i)</b>					
<b>Opening balance</b>	8	188,731,302	37.75	172,337,860	34.47
Equity shares issued through Qualified Institutions Placement	8(ii)	-	-	16,393,442	3.28
On account of sub-division of equity shares	8(i)	188,731,302	-	-	-
<b>Closing balance</b>		<b>377,462,604</b>	<b>37.75</b>	<b>188,731,302</b>	<b>37.75</b>

### B. Other equity

Particulars	Notes	Reserves and Surplus					Other reserves		Non-Controlling Interests	Total other equity
		Capital reserve	Securities premium	General reserve	Statutory Reserve	Retained earnings	Equity Instruments through Other comprehensive income	Other Comprehensive Income - FCTR		
<b>As at 1 April, 2022</b>	9	1.53	610.95	73.38	0.60	1,714.13	171.62	4.03	8.24	2,584.48
Profit for the year		-	-	-	-	441.80	-	-	0.39	442.19
Other comprehensive income/ (loss) for the year (net of tax)		-	-	-	-	1.74	(23.59)	3.83	0.50	(17.52)
Dividend	26	-	-	-	-	(207.60)	-	-	-	(207.60)
<b>As at 31 March, 2023</b>		<b>1.53</b>	<b>610.95</b>	<b>73.38</b>	<b>0.60</b>	<b>1,950.07</b>	<b>148.03</b>	<b>7.86</b>	<b>9.13</b>	<b>2,801.55</b>

Particulars	Notes	Reserves and Surplus					Other reserves		Non-Controlling Interests	Total other equity
		Capital reserve	Securities premium	General reserve	Statutory Reserve	Retained earnings	Equity Instruments through Other comprehensive income	Other Comprehensive Income - FCTR		
<b>As at 1 April, 2021</b>	9	1.53	224.12	73.38	0.60	1,478.65	120.59	2.12	7.53	1,908.52
Profit for the year		-	-	-	-	426.02	-	-	0.32	426.34
Other comprehensive income/ (loss) for the year (net of tax)		-	-	-	-	(1.81)	51.03	1.91	0.39	51.52
Dividend	26	-	-	-	-	(188.73)	-	-	-	(188.73)
Equity shares issued through Qualified Institutions Placement (net of expenses)	8(ii) & 9	-	386.83	-	-	-	-	-	-	386.83
<b>As at 31 March, 2022</b>		<b>1.53</b>	<b>610.95</b>	<b>73.38</b>	<b>0.60</b>	<b>1,714.13</b>	<b>171.62</b>	<b>4.03</b>	<b>8.24</b>	<b>2,584.48</b>

The accompanying notes form an integral part of these Consolidated Ind AS financial statements

This is the Consolidated Ind AS Statement of Changes in Equity referred to in our report of even date.

For **S. R Batliboi & Co. LLP**

ICAI Firm Registration Number 301003E/E300005  
Chartered Accountants

**Vishal Sharma**

Partner  
Membership Number: 096766

Place : New Delhi  
Date: May 15, 2023

For and on behalf of Board of Directors of **PCBL Limited**

**Kaushik Roy**  
Managing Director  
(DIN: 06513489)

**Kaushik Mukherjee**  
Company Secretary

**Rusha Mitra**  
Director  
(DIN: 08402204)

**Raj Kumar Gupta**  
Chief Financial Officer

## Notes to Consolidated Ind AS Financial statements

as at and for the year ended 31 March, 2023

### Corporate Information

The consolidated financial statements comprise financial statements of PCBL Limited (Formerly "Phillips Carbon Black Limited") (the "Company" or "the Parent Company" or "the Parent") and its subsidiaries (collectively, the "Group") for the year ended 31 March 2023. The Company is a public company limited by shares domiciled in India and is incorporated under the provisions of the Companies Act applicable in India. The Group is primarily engaged in the business of manufacturing & sale of carbon black and sale of power as detailed under segment information in Note 29. Equity shares of the Company are listed on BSE Limited and National Stock Exchange of India Limited.

The registered office of the Company is located at Duncan House, 31, Netaji Subhas Road, Kolkata 700001, West Bengal, India.

These consolidated financial statements were approved and authorised for issue in accordance with resolution of the Board of Directors on May 15, 2023.

### I. Basis of Preparation and Other Significant Accounting Policies

#### 1.1.1. Compliance with Ind AS

These consolidated financial statements comply in all material respects with the Indian Accounting Standards (Ind AS) notified under Section 133 of the Companies Act, 2013 (the 'Act') [Companies (Indian Accounting Standards) Rules, 2015] (as amended from time to time) and other relevant provisions of the Act. These consolidated financial statements has also been prepared in compliance with presentation requirement of Division II of Schedule III of the Companies Act, 2013 (IND AS Compliant Schedule III) as applicable to the consolidated financial statements.

These standards and policies have been consistently applied to all the years presented, unless otherwise stated. The consolidated financial statements are presented in Indian Rupee (Rs), which is the Company's functional and the Group's presentation currency.

#### 1.1.2. Historical cost convention

These consolidated financial statements have been prepared on a historical cost basis, except

the following, which are measured at fair values: -

- certain financial assets and liabilities (including derivative instruments).
- Plan assets of defined benefit employee benefit plans

#### 1.1.3. Principles of Consolidation

- Subsidiaries are all entities (including structured entities) over which the Company has control. The Company controls an entity when the Company is exposed to, or has rights to, variable returns from its involvement with the entity and has the ability to affect those returns through its power to direct the relevant activities of the entity. Subsidiaries are fully consolidated from the date on which control is transferred to the Company. They are deconsolidated from the date that control ceases.

The Group combines the financial statements of the parent and its subsidiaries line by line adding together like items of assets, liabilities, equity, income and expenses. Intercompany transactions, balances and unrealised gains on transactions between group companies are eliminated. Unrealised losses are also eliminated unless the transaction provides evidence of an impairment of the transferred asset.

Non-controlling interests in the results and equity of subsidiaries are shown separately in the consolidated statement of profit and loss, consolidated statement of changes in equity and consolidated balance sheet respectively.

- The Group treats transactions with non-controlling interests that do not result in a loss of control as transactions with equity owners of the Group. A change in ownership results in an adjustment between the carrying amounts of the controlling and non-controlling interests to reflect their relative interests in any subsidiary. Any difference between the amount of the adjustment to non-controlling interests and any consideration paid or received is recognised within equity.



## Notes to Consolidated Ind AS Financial statements

as at and for the year ended 31 March, 2023

c. The subsidiary companies considered in the financial statements are as follows:

Name	Country of Incorporation	% of ownership interest as on March 31, 2023	% of ownership interest as on March 31, 2022
Phillips Carbon Black Cyprus Holdings Limited	Cyprus	100	100
Phillips Carbon Black Vietnam Joint Stock Company (Refer Note (i) below)	Vietnam	80	80
PCBL (TN) Limited	India	100	100

Note

i. Phillips Carbon Black Vietnam Joint Stock Company is a step down subsidiary of PCBL Limited, which is a subsidiary of Phillips Carbon Black Cyprus Holdings Limited.

Deferred tax assets and liabilities are classified as non-current.

The operating cycle is the time between the acquisition of assets for processing and their realisation in cash and cash equivalents. The Group has identified twelve months as its operating cycle.

### 1.1.4. Current versus Non-current Classification

The Group presents assets and liabilities in the Balance Sheet based on current/non-current classification.

An asset is classified as current when it is:

- expected to be realised or intended to be sold or consumed in the normal operating cycle,
- held primarily for the purpose of trading,
- expected to be realised within twelve months after the reporting period, or
- cash or cash equivalents unless restricted from being exchanged or used to settle a liability for at least twelve months after the reporting period.

All other assets are classified as non-current.

A liability is classified as current when:

- it is expected to be settled in the normal operating cycle,
- it is held primarily for the purpose of trading,
- it is due to be settled within twelve months after the reporting period, or
- there is no unconditional right to defer settlement of the liability for at least twelve months after the reporting period.

All other liabilities are classified as non-current.

### 1.2. Impairment of non-financial assets

Assets are tested for impairment whenever events or changes in circumstances indicate that the carrying amount of the assets may not be recoverable. An impairment loss is recognised for the amount by which the asset's carrying amount exceeds its recoverable amount. The recoverable amount is the higher of an asset's fair value less costs of disposal and value in use. In assessing value in use, the estimated future cash flows are discounted to their present value using a pre-tax discount rate that reflects current market assessment of the time value of money and the risks specific to the asset. In determining fair value less costs of disposal, recent market transactions are taken into account. For the purpose of assessing impairment, assets are grouped at the lowest levels for which there are separately identifiable cash inflows which are largely independent of the cash inflows from other assets or groups of assets (cash-generating units).

### 1.3. Other financial assets (other than Investments)

#### 1.3.1. Classification

The Group classifies its financial assets in the following measurement categories:

- those to be measured subsequently at fair value (either through other comprehensive income, or through profit or loss), and

## Notes to Consolidated Ind AS Financial statements

as at and for the year ended 31 March, 2023

b) those measured at amortised cost.

The classification depends on the Group's business model for managing the financial assets and the contractual terms of cash flows.

For assets measured at fair value, gains and losses is either recorded in the statement of profit and loss or other comprehensive income.

### 1.3.2. Measurement

At initial recognition, the Group measures a financial asset at its fair value plus, in the case of financial asset not at fair value through profit or loss, transaction costs that are directly attributable to the acquisition of the financial asset. Transaction costs of financial assets carried at fair value through profit or loss are expensed in the statement of profit and loss. However, trade receivables that does not contain a significant financing component are measured at transaction price.

#### (a) Debt instruments

Subsequent measurement of debt instruments depends on the Group's business model for managing the asset and the cash flow characteristics of the asset. There are two measurement categories into which the Group classifies its debt instruments:

**Amortised cost:** Assets that are held for collection of contractual cash flows where those cash flows represent solely payments of principal and interest are measured at amortised cost. Amortised cost is calculated by taking into account any discount or premium on acquisition and fees or costs that are an integral part of the Effective Interest Rate (EIR). The EIR amortisation is included in finance income in the statement of profit or loss.

**Fair value through profit or loss:** Assets that do not meet the criteria for amortised cost or Fair value through Other comprehensive income ( FVTOCI ) are measured at fair value through profit or loss.

### 1.3.3. Impairment of financial assets

The Group assesses on a forward looking basis, the expected credit losses associated with its assets carried at amortised cost and FVTOCI debt instruments. The impairment methodology applied depends on whether there has been a significant increase in credit

risk. Note 32 details how the Group determines whether there has been a significant increase in credit risk.

### 1.3.4. Derecognition of financial assets

A financial asset is derecognised only when

- The rights to receive cash flows from the asset have expired
- The Group has transferred the rights to receive cash flows from the financial asset or
- retains the contractual rights to receive the cash flows of the financial asset but assumes a contractual obligation to pay the cash flows to one or more recipients.

Where the Group has transferred an asset, the Group evaluates whether it has transferred substantially all risks and rewards of ownership of the financial asset. In such cases, the financial asset is derecognised. Where the Group has not transferred substantially all risks and rewards of ownership of the financial asset, the financial asset is not derecognised.

The financial asset is derecognised if the Group has not retained control of the financial asset. Where the Group retains control of the financial asset, the asset is continued to be recognised to the extent of continuing involvement in the financial asset.

### 1.3.5. Fair value of Financial Instruments

In determining the fair value of financial instruments, the Group uses a variety of methods and assumptions that are based on market conditions and risks existing at each reporting date. The methods used to determine fair values includes discounted cash flow analysis and available quoted market prices. All methods of assessing fair values result in general approximation of fair values and such value may never actually be realised.

### 1.4. Derivatives Instruments

The Group enters into certain derivative contracts to hedge risks, which are not designated as hedges. Derivatives are recognised at fair values on the date a derivative contract is entered into and subsequent fair value changes are recognised in the statement of profit and loss at the end of each reporting period.

## Notes to Consolidated Ind AS Financial statements

as at and for the year ended 31 March, 2023

### 1.5. Offsetting financial instruments

Financial assets and liabilities are offset and the net amount is reported in the balance sheet where there is a legally enforceable right to offset the recognised amounts and there is an intention to settle on a net basis or realise the asset and settle the liability simultaneously. The legally enforceable right must not be contingent on future events and must be enforceable in the normal course of business and in the event of default, insolvency or bankruptcy of the Group or the counterparty.

### 1.6. Foreign currency transactions and translation

Foreign currency transactions are translated into the functional currency using the exchange rates at the date of the transactions. At the year end, monetary assets and liabilities denominated in foreign currencies are restated at the year-end exchange rates. Foreign exchange gains and losses resulting from the settlement of such transactions and from the translation of monetary assets and liabilities denominated in foreign currencies at year end exchange rates are generally recognised in the statement of profit and loss.

Foreign exchange differences regarded as an adjustment to borrowing costs are presented in the statement of profit and loss, within finance costs. All other foreign exchange gains and losses are presented in the statement of profit and loss on a net basis within other income/ other expense.

Non-monetary items that are measured at fair value in a foreign currency are translated using the exchange rates at the date when the fair value was determined. Translation differences on assets and liabilities carried at fair value are reported as part of the fair value gain or loss.

The results and financial position of foreign subsidiaries are translated into the presentation currency as follows:

- Assets and liabilities are translated at the closing exchange rate at the date of the balance sheet
- Income and expenses are translated at average exchange rates (unless this is

not a reasonable approximation of the cumulative effect of the rates prevailing on the transaction dates, in which case income and expenses are translated at the dates of the transactions), and

- All resulting exchange differences are recognised in other comprehensive income.

On consolidation, exchange differences arising from the translation of any net investment in foreign entities are recognised in other comprehensive income. When a foreign operation is sold, the associated exchange differences are reclassified to the statement of profit or loss, as part of the gain or loss on sale.

Goodwill and fair value adjustments arising on the acquisition of a foreign operation are treated as assets and liabilities of the foreign operation and translated at the closing exchange rate.

### 1.7. Rounding of amounts

All amounts disclosed in the consolidated financial statements and notes have been rounded off to the nearest Crores (with two places of decimal) as per the requirement of Schedule III, unless otherwise stated.

### 1.8. New and amended standards

Amendments and interpretations as outlined below apply for the year ended 31 March, 2023, but do not have an impact on the Consolidated Financial Statements.

- Ind AS 37: Onerous Contracts – Costs of Fulfilling a Contract
- Ind AS 103: Business combinations
- Ind AS 101 First-time Adoption of Indian Accounting Standards – Subsidiary as a first-time adopter
- AS 41 Agriculture – Taxation in fair value measurements
- Ind AS 16: Property, Plant and Equipment: Proceeds before Intended Use
- Ind AS 109 Financial Instruments – Fees in the '10 %' test for derecognition of financial liabilities

## Notes to Consolidated Ind AS Financial statements

as at and for the year ended 31 March, 2023

The Group has not early adopted any standards or amendments that have been issued but are not yet effective.

### NOTE 2: SIGNIFICANT ACCOUNTING JUDGEMENTS, ESTIMATES AND ASSUMPTIONS

The preparation of consolidated financial statements in conformity with the Ind AS requires management to make judgements, estimates and assumptions, that affect the application of accounting policies and reported amounts of assets, liabilities, income, expense and disclosure of contingent assets and liabilities at the date of these consolidated financial statements and the reported amount of revenues and expenses for the years presented. Actual results may differ from these estimates. Estimates and underlying assumptions are reviewed at each Balance Sheet date. Revision to accounting estimates is recognised in the period in which the estimates are revised, and future periods are impacted.

#### The areas involving critical estimates and judgments are:

##### Employee Benefits (Estimation of defined benefit obligation)

Post-employment benefits represent obligation that will be settled in future and require assumptions to project benefit obligations. Post-employment benefits accounting is intended to reflect the recognition of future benefits cost over the employee's approximate service period, based on the terms of plans and the investment and funding decisions made. The accounting requires the Group to make assumptions regarding variables such as discount rate, rate of compensation increase and future mortality rates. Changes in these key assumptions can have a significant impact on the defined benefit obligations, funding requirements and benefit costs incurred.

### Estimation of expected useful lives and residual values of property, plant and equipment

Property, plant and equipment are depreciated at historical cost using straight-line method based on the estimated useful life, taking into account any residual value. The asset's residual value and useful life are based on the Group's best estimates and reviewed, and adjusted if required, at each Balance Sheet date.

### Contingent Liabilities and Provisions for claims and litigations

Legal proceedings covering a range of matters are pending against the Group. Due to the uncertainty inherent in such matters, it is often difficult to predict the final outcomes. The cases and claims against the Group often raise difficult and complex factual and legal issues that are subject to many uncertainties and complexities, including but not limited to the facts and circumstances of each particular case and claim, the jurisdiction and the differences in applicable law, in the normal course of business. The Group consults with legal counsel and certain other experts on matters related to litigations. The Group accrues a liability when it is determined that an adverse outcome is probable, and the amount of the loss can be reasonably estimated. In the event an adverse outcome is possible, or an estimate is not determinable, the matter is disclosed.

### Fair Value Measurements

When the fair values of financial assets and financial liabilities recorded in the Balance Sheet cannot be measured based on quoted prices in active markets, their fair values are measured using valuation techniques which involve various judgements and assumptions. Judgements include consideration of inputs such as liquidity risk, credit risk and volatility. Changes in the assumption about these factors could affect the reported fair value of financial instruments. Refer Note 31 & 32 for further disclosures.

## Notes to Consolidated Ind AS Financial statements

as at and for the year ended 31 March, 2023

### NOTE 3(A) PROPERTY, PLANT AND EQUIPMENT

#### Accounting Policy

All items of property, plant and equipment are stated either at historical cost i.e. cost of acquisition / construction or at deemed cost as on the date of transition to Ind AS less accumulated depreciation, impairment loss, if any. Capital work in progress is stated at cost, net of accumulated impairment loss, if any. Historical cost includes expenditure that is directly attributable to the acquisition of the assets. Subsequent costs are included in the asset's carrying amount or recognised as a separate asset, as appropriate, only when it is probable that future economic benefits associated with the asset will flow to the Company and the cost of the asset can be measured reliably. The carrying amount of the replaced component is derecognised when replaced. All other repairs and maintenance are charged to the statement of profit and loss during the reporting period in which they are incurred.

#### Depreciation

In case of certain property, plant and equipment, depreciation is provided on a pro-rata basis on the straight line method over the estimated useful lives of the assets which are different than the rates prescribed under the Schedule II to the Companies Act, 2013.

The Company, based on technical assessment made by technical expert and management estimate,

depreciates certain items of Plant & Equipment and Electrical Installations over estimated useful life of 18 to 20 years which are different from the useful life prescribed in Schedule II to the Companies Act, 2013. The management believes that these estimated useful lives are realistic and reflect fair approximation of the period over which the assets are likely to be used.

Depreciation on historical cost/deemed cost of other property, plant and equipment (except land) is provided on pro rata basis on straight line method based on useful lives specified in Schedule II to the Companies Act, 2013.

The useful lives, residual values and method of depreciation of property, plant and equipment are reviewed and adjusted, if appropriate at the end of each reporting year.

An item of property, plant and equipment or its components recognised is derecognised upon disposal or when no future economic benefits are expected from its use or disposal. Any gain or loss arising on derecognition of the asset (calculated as the difference between the net disposal proceeds and the carrying amount of the asset) is included in the statement of profit and loss when the asset is derecognised.

The cost of property, plant and equipment not ready to use are disclosed under capital work -in- progress.

## Notes to Consolidated Ind AS Financial statements

as at and for the year ended 31 March, 2023

(All amounts in ₹ Crores, unless otherwise stated)

### NOTE 3 (A) : PROPERTY, PLANT AND EQUIPMENT

	Freehold Land	Leasehold Land (iii)	Buildings (i)	Non-Factory Buildings and Plats	Plant and Equipment	Furniture and Fixtures	Office Equipment	Vehicles	Electrical Installations	Railway Sidings	Total
<b>Year ended 31 March, 2023</b>											
<b>Gross carrying amount</b>											
Opening balance as at 1 April, 2022	202.06	429.70	99.44	111.68	1,429.69	8.15	12.33	0.18	52.80	0.01	2,346.04
Additions during the year	-	2.68	10.09	1.37	136.18	0.73	0.95	-	13.84	-	165.84
Disposal during the year	-	-	-	-	(0.20)	(0.04)	(0.07)	-	(0.08)	-	(0.39)
<b>Closing Gross carrying amount</b>	<b>202.06</b>	<b>432.38</b>	<b>109.53</b>	<b>113.05</b>	<b>1,565.67</b>	<b>8.84</b>	<b>13.21</b>	<b>0.18</b>	<b>66.56</b>	<b>0.01</b>	<b>2,511.49</b>
<b>Accumulated Depreciation</b>											
Opening balance as at 1 April, 2022	-	-	23.87	12.80	443.53	3.88	8.60	0.18	13.77	0.01	506.64
Depreciation during the year	-	-	4.97	3.10	100.70	1.54	1.84	-	3.96	-	116.11
Adjustment of depreciation on disposal	-	-	-	-	(0.01)	(0.03)	(0.06)	-	(0.06)	-	(0.16)
<b>Closing Accumulated Depreciation</b>	<b>-</b>	<b>-</b>	<b>28.84</b>	<b>15.90</b>	<b>544.22</b>	<b>5.39</b>	<b>10.38</b>	<b>0.18</b>	<b>17.67</b>	<b>0.01</b>	<b>622.59</b>
<b>Net carrying amount as at 31 March, 2023</b>	<b>202.06</b>	<b>432.38</b>	<b>80.69</b>	<b>97.15</b>	<b>1,021.45</b>	<b>3.45</b>	<b>2.83</b>	<b>-</b>	<b>48.89</b>	<b>-</b>	<b>1,888.90</b>
<b>Year ended 31 March, 2022</b>											
<b>Gross carrying amount</b>											
Opening balance as at 1 April, 2021	202.06	429.70	82.17	103.18	1,167.25	7.71	9.79	0.18	37.36	0.01	2,039.41
Additions during the year	-	-	17.27	8.50	263.99	0.46	2.59	-	15.98	-	308.79
Disposal during the year	-	-	-	-	(1.55)	(0.02)	(0.05)	-	(0.54)	-	(2.16)
<b>Closing Gross carrying amount</b>	<b>202.06</b>	<b>429.70</b>	<b>99.44</b>	<b>111.68</b>	<b>1,429.69</b>	<b>8.15</b>	<b>12.33</b>	<b>0.18</b>	<b>52.80</b>	<b>0.01</b>	<b>2,346.04</b>
<b>Accumulated Depreciation</b>											
Opening balance as at 1 April, 2021	-	-	20.03	9.73	357.83	2.52	6.86	0.18	11.25	0.01	408.41
Depreciation during the year	-	-	3.84	3.07	86.87	1.37	1.78	-	3.06	-	99.99
Adjustment of depreciation on disposal	-	-	-	-	(1.17)	(0.01)	(0.04)	-	(0.54)	-	(1.76)
<b>Closing Accumulated Depreciation</b>	<b>-</b>	<b>-</b>	<b>23.87</b>	<b>12.80</b>	<b>443.53</b>	<b>3.88</b>	<b>8.60</b>	<b>0.18</b>	<b>13.77</b>	<b>0.01</b>	<b>506.64</b>
<b>Net carrying amount as at 31 March, 2022</b>	<b>202.06</b>	<b>429.70</b>	<b>75.57</b>	<b>98.88</b>	<b>986.16</b>	<b>4.27</b>	<b>3.73</b>	<b>-</b>	<b>39.03</b>	<b>-</b>	<b>1,839.40</b>

(i) Gross Carrying amount and accumulated depreciation includes ₹ 51.62 Crores (31 March, 2022 - ₹ 51.23 Crores) and ₹ 15.58 Crores (31 March, 2022 - ₹ 13.03 Crores), respectively in respect of Buildings on Leasehold Land.

(ii) The Group has borrowings from banks, which carry security charge over certain of the above property, plant and machinery. [Refer note 10(a) for details.]

(iii) Gross carrying amount on leasehold land is against certain lease agreements where the Group has an option to renew the properties on expiry of the lease period. The Group based on terms and conditions of lease agreements has assessed these lease arrangements to be perpetual in nature, accordingly leasehold land is not amortised.

(iv) Aggregate amount of depreciation has been included under depreciation and amortization expense in the Statement of Profit and Loss (Refer note 20).



## Notes to Consolidated Ind AS Financial statements

as at and for the year ended 31 March, 2023

### NOTE 3(B) CAPITAL WORK-IN-PROGRESS

(All amounts in ₹ Crores, unless otherwise stated)

Particulars	
<b>Year ended 31 March, 2023</b>	
Opening balance as at 1 April, 2022	175.25
Additions during the year	1,113.89*
Capitalization during the year	(159.13)
<b>Closing Gross carrying amount</b>	<b>1,130.01</b>
<b>Year ended 31 March, 2022</b>	
Opening balance as at 1 April, 2021	266.76
Additions during the year	210.60*
Capitalization during the year	(302.11)
<b>Closing Gross carrying amount</b>	<b>175.25</b>

1. During the year the Group has capitalised the following expenses to cost of Property, plant and equipment / capital work-in-progress:

	31 March, 2023	31 March, 2022
Finance Cost	25.04	9.73
Salaries and wages	18.64	6.43
Other Overheads	35.48	7.93
Trial Run Production Costs (Net of Sales : ₹ 2.42 Crores)	1.19	-
	80.35	24.09
Add: Balance brought forward from previous year	16.71	12.93
Less: Capitalised during the year to Property, plant and equipment	12.19	20.31
<b>Balance lying in capital work-in-progress</b>	<b>84.87</b>	<b>16.71</b>

\* Includes ₹ Nil (31 March, 2022 ₹ 1.10 Crores) on account of duty saved on assets imported under the EPCG scheme.

Ageing of Capital Work- in- Progress (CWIP) :

Particulars	Amount in CWIP for a period of				Total
	Less than 1 year	1-2 years	2-3 years	More than 3 years	
<b>As at 31 March, 2023</b>					
Projects in progress	1,073.28	55.82	0.91	-	1,130.01

Particulars	Amount in CWIP for a period of				Total
	Less than 1 year	1-2 years	2-3 years	More than 3 years	
<b>As at 31 March, 2022</b>					
Projects in progress	155.56	17.87	1.82	-	175.25

### NOTE 3(C) INVESTMENT PROPERTY

#### Accounting Policy

Property that is held for long-term rental yields or for capital appreciation or both, and that is not occupied by the Group, is classified as investment property. Investment property is measured initially at its cost, including related transaction costs. Subsequent to initial recognition, investment properties are stated at

## Notes to Consolidated Ind AS Financial statements

as at and for the year ended 31 March, 2023

(All amounts in ₹ Crores, unless otherwise stated)

cost less accumulated depreciation and accumulated impairment loss, if any. Subsequent expenditure is capitalised to the asset's carrying amount only when it is probable that future economic benefits associated with the expenditure will flow to the Group and the cost of the item can be measured reliably. Investment properties are derecognised either when they have been disposed off or when they are permanently withdrawn from use and no future economic benefit is expected from their disposal. The difference between the net disposal proceeds and the carrying amount of the asset is recognised in profit or loss in the period of derecognition.

Particulars	Land*
<b>Year ended 31 March, 2023</b>	
Opening gross carrying amount at 1 April, 2022	4.48
<b>Closing gross carrying amount</b>	<b>4.48</b>

Particulars	Land*
<b>Year ended 31 March, 2022</b>	
Opening gross carrying amount at 1 April, 2021	4.48
<b>Closing gross carrying amount</b>	<b>4.48</b>

\* No movement in Investment property during the current year and previous year.

#### Estimation of fair value

The Group's investment property consists of freehold land in Angul, Odisha, India.

The fair value of the investment property is based on current prices for similar property. The main inputs used are quantum, area, location, demand, and trend of fair market value in the area.

The fair value is based on independent valuation done by registered valuer [as defined under rule 2 of Companies (Registered Valuers and Valuation) Rules, 2017]. Fair valuation is based on market approach method and categorised as Level 2 fair value hierarchy. The fair value of the property is ₹ 7.98 Crores and ₹ 7.41 Crores as at 31 March, 2023 and 31 March, 2022 respectively.

The Group has no restrictions on the realisability of its investment property and no contractual obligations to purchase, construct or develop investment property or for repairs, maintenance and enhancements.

Fair value hierarchy disclosures for investment properties have been provided in Note 31 (iv).

### NOTE 3(D) INTANGIBLE ASSETS

#### Accounting Policy

Intangible assets have a finite useful life and are stated at cost less accumulated amortisation, impairment loss, if any.

Computer Software for internal use, which is primarily acquired from third party vendors, is capitalised. Subsequent costs associated with maintaining such software are recognised as expense as incurred. Cost of software includes license fees and cost of implementation / system integration services, where applicable.

Gains or losses arising from derecognition of an intangible asset are measured as the difference between the net disposal proceeds and the carrying amount of the asset and are recognised in the statement of profit or loss when the asset is derecognised.

#### Amortisation method and period

Computer software is amortized on a straight line basis over estimated useful life of three years from the date of capitalisation.

Amortisation method and useful lives are reviewed periodically at each financial year end.

## Notes to Consolidated Ind AS Financial statements

as at and for the year ended 31 March, 2023

(All amounts in ₹ Crores, unless otherwise stated)

Particulars	Computer Software
<b>Year ended 31 March, 2023</b>	
<b>Gross carrying amount</b>	
Opening balance as at 1 April, 2022	2.54
Additions during the year	0.03
<b>Closing Gross carrying amount</b>	<b>2.57</b>
<b>Accumulated amortisation</b>	
Opening balance as at 1 April, 2022	1.79
Amortisation charge during the year	0.11
<b>Closing accumulated amortisation</b>	<b>1.90</b>
<b>Net Carrying Amount as at 31 March, 2023</b>	<b>0.67</b>
<b>Year ended 31 March, 2022</b>	
<b>Gross carrying amount</b>	
Opening balance as at 1 April, 2021	2.25
Additions during the year	0.29
<b>Closing Gross carrying amount</b>	<b>2.54</b>
<b>Accumulated amortisation</b>	
Opening balance as at 1 April, 2021	1.60
Amortisation charge during the year	0.19
<b>Closing accumulated amortisation</b>	<b>1.79</b>
<b>Net Carrying Amount as at 31 March, 2022</b>	<b>0.75</b>

- Amortisation has been included under depreciation and amortisation expense in the Statement of Profit and Loss (Refer Note 20).

### NOTE 3(E) RIGHT OF USE ASSETS

#### Accounting Policy

The Group recognises right-of-use assets at the commencement date of the lease (i.e., the date the underlying asset is available for use). Right-of-use assets are measured at cost, less any accumulated depreciation and impairment losses, and adjusted for any remeasurement of lease liabilities. The cost of right-of-use assets includes the amount of lease liabilities recognised, initial direct costs incurred, and lease payments made at or before the commencement date. Right-of use assets are depreciated on a straight-line basis over the shorter of the lease term and the estimated useful lives of the assets.

The right-of-use assets are also subject to impairment. Refer to the accounting policies in section 1.2. Impairment of non-financial assets.

## Notes to Consolidated Ind AS Financial statements

as at and for the year ended 31 March, 2023

(All amounts in ₹ Crores, unless otherwise stated)

Particulars	Right of use assets*
<b>Year ended 31 March, 2023</b>	
<b>Gross carrying amount</b>	
Balance as of 1 April, 2022	147.70
Additions during the year	4.65
<b>Closing Gross carrying amount</b>	<b>152.35</b>
<b>Accumulated depreciation</b>	
Balance as of 1 April, 2022	58.24
Depreciation charge during the year	20.52
<b>Closing accumulated depreciation</b>	<b>78.76</b>
<b>Net Carrying Amount as at 31 March, 2023</b>	<b>73.59</b>

Particulars	Right of use assets*
<b>Year ended 31 March, 2022</b>	
<b>Gross carrying amount</b>	
Balance as of 1 April, 2021	143.82
Additions during the year	3.88
<b>Closing Gross carrying amount</b>	<b>147.70</b>
<b>Accumulated depreciation</b>	
Balance as of 1 April, 2021	37.53
Depreciation charge during the year	20.71
<b>Closing accumulated depreciation</b>	<b>58.24</b>
<b>Net Carrying Amount as at 31 March, 2022</b>	<b>89.46</b>

\* Right of use assets mainly consists of Office Building & Godown, Storage Tanks for Raw Material and Vehicles taken under lease agreement.

Particulars	As at 31 March, 2023		As at 31 March, 2022	
	Closing Gross carrying amount	Net carrying amount	Closing Gross carrying amount	Net carrying amount
Office Building & Godown	74.36	46.32	74.36	54.43
Storage Tanks for Raw Material	66.86	23.24	66.86	33.76
Vehicles	11.13	4.03	6.48	1.27
<b>Total</b>	<b>152.35</b>	<b>73.59</b>	<b>147.70</b>	<b>89.46</b>

### NOTE 4(A) : INVESTMENTS

#### Accounting Policy

#### 1 Investment

##### 1.1. Classification

The Group classifies its investments as those to be measured subsequently at fair value (either through other comprehensive income or through profit and loss).

The classification depends on the Group's business model for managing the investments and the contractual terms of cash flows.

## Notes to Consolidated Ind AS Financial statements

as at and for the year ended 31 March, 2023

(All amounts in ₹ Crores, unless otherwise stated)

For investments measured at fair value, gains and losses are either recorded in the statement of profit and loss or other comprehensive income. For investments in debt instruments, this depends on the business model in which the investment is held. For investments in equity instruments, this depends on whether the Group has made an irrevocable election at the time of initial recognition to account for the equity investment at fair value through other comprehensive income (FVTOCI). The Group reclassifies the debt investments when and only when the business model for managing those investment changes.

### 1.2. Measurement

At initial recognition, the Group measures an investment at its fair value plus, in the case of investment not at fair value through profit and loss, transaction costs that are directly attributable to the acquisition of the investment. Transaction costs of investments carried at fair value through profit and loss are expensed in the statement of profit and loss.

#### (a) Debt Instrument

Subsequent measurement of debt instruments depends on the Group's business model for managing the investment and the cash flow characteristics of the investment. The Group classifies its debt instruments as:

**Fair Value Through Profit and Loss (FVTPL) :** Investments that do not meet the criteria for amortised cost or FVTOCI are measured at fair value through profit and loss. A gain or loss on a debt investment that is subsequently measured at fair value through profit and loss is recognised in statement of profit and loss and presented on net basis in the statement of profit and loss within other income/ other expense in the year in which it arises.

#### (b) Equity Instrument

The Group subsequently measures all equity investments at fair value through Other Comprehensive Income and there is no subsequent reclassification of fair value gains and losses to the statement of profit and loss. At the time of derecognition of such investments, the gain or loss is transferred to retained earnings.

	As at 31 March, 2023	As at 31 March, 2022
<b>Non-Current</b>		
<b>Investments in Equity Instruments (fully paid-up) - Others.</b>		
<b>Quoted</b>		
Bank of Baroda 35,930 (31 March, 2022: 35,930) equity shares of ₹ 2/- each @	0.61	0.40
Indian Overseas Bank 11,400 (31 March, 2022: 11,400) equity shares of ₹ 10/- each @	0.03	0.02
Norplex Oak India Limited Nil (31 March, 2022: 380,000) equity shares of ₹ 10/- each *	-	-
Maple Circuits Limited Nil (31 March, 2022: 765,000) equity shares of ₹ 10/- each *	-	-
CESC Limited 16,861,980 (31 March, 2022: 16,861,980) equity shares of ₹1/- each @	112.39	127.90
RPSG Ventures Limited (Erstwhile: CESC Ventures Limited) 337,239 (31 March, 2022: 337,239) equity shares of ₹ 10/- each @	12.31	19.74
Spencers Retail Limited 1,146,613 (31 March, 2022: 1,146,613) equity shares of ₹ 5/- each @	5.94	9.21
<b>Total (A)</b>	<b>131.28</b>	<b>157.27</b>

## Notes to Consolidated Ind AS Financial statements

as at and for the year ended 31 March, 2023

(All amounts in ₹ Crores, unless otherwise stated)

	As at 31 March, 2023	As at 31 March, 2022
<b>Unquoted @</b>		
Apeejay Charter Private Limited 1,600 (31 March, 2022: 1,600) equity shares of ₹ 10/- each ^	-	0.04
RPSG Resources Private Limited (Erstwhile: Accurate Commedeal Private Limited) 460,909 (31 March, 2022: 390,000) equity shares of ₹ 10/- each	9.57	10.36
Woodlands Multispeciality Hospital Limited 145,480 (31 March, 2022: 145,480) equity shares of ₹ 10/- each	8.14	8.85
Ritushree Vanijya Private Limited 1,900 (31 March, 2022: 1,900) equity shares of ₹ 10/- each	25.58	23.52
Solty Commercial Private Limited 1,900 (31 March, 2022: 1,900) equity shares of ₹ 10/- each	25.58	23.52
Spotboy Tracom Private Limited 330,875 (31 March, 2022: 330,875) equity shares of ₹ 10/- each	24.69	25.71
RPG Industries (P) Limited 402,000 (31 March, 2022: 402,000) equity shares of ₹ 10/- each ^	-	0.38
<b>Total (B)</b>	<b>93.56</b>	<b>92.38</b>
<b>Investments in Preference Shares (fully paid-up) - Others [ At FVTPL ]</b>		
<b>Unquoted</b>		
Devise Properties Private Limited 1,050,000 (31 March, 2022: 1,050,000) 0% Convertible Preference shares of ₹ 100/- each at par	9.00	8.34
Norplex Oak India Limited Nil (31 March, 2022: 50) Preference shares of ₹ 100/- each *	-	-
Maple Circuits Limited Nil (31 March, 2022: 50) Preference shares of ₹ 100/- each *	-	-
<b>Total (C)</b>	<b>9.00</b>	<b>8.34</b>
<b>(D)=(A)+(B)+ (C)</b>	<b>233.84</b>	<b>257.99</b>
<b>Current</b>		
<b>Investments in Mutual Funds [ At FVTPL ]</b>		
<b>Quoted</b>		
SBI Liquid Fund Nil (31 March, 2022: 1,50,038.47 Units) of face value ₹ 1,000/- each	-	50.01
ICICI Prudential Overnight Fund Direct Plan - Growth Nil (31 March, 2022: 87,25,871.78 Units) of face value ₹ 100/- each	-	100.00
LIC Liquid Fund Nil (31 March, 2022: 1,29,330.78 Units) of face value ₹ 1,000/- each	-	50.01
HDFC Liquid Fund Nil (31 March, 2022: 2,39,012.35 Units ) of face value ₹ 1,000/- each	-	100.02
HDFC Liquid DP-Growth Fund Nil (31 March, 2022: 71,589.281 Units) of face value ₹ 1000 /- each	-	29.96
	-	<b>330.00</b>
<b>1 Additional Information</b>		
(a) Aggregate amount - market value of quoted investments	131.28	487.27
(b) Aggregate amount of unquoted investments	102.56	100.72



## Notes to Consolidated Ind AS Financial statements

as at and for the year ended 31 March, 2023

(All amounts in ₹ Crores, unless otherwise stated)

- 2 Refer note 31 for information about fair value measurements and note 32 for credit risk and market risk on investments.

@ These investments in equity instruments are not held for trading. Upon application of Ind AS 109, the Group has chosen to designate these investments in equity instruments at FVTOCI as the management believes that this provides a more meaningful presentation for long term investments than reflecting changes in fair values immediately in statement of profit and loss. Based on the aforesaid election, fair value changes are accumulated within Equity under "Fair Value Changes through Other Comprehensive Income - Equity Instruments". The Group transfers amounts from this reserve to retained earnings when relevant equity shares are derecognised. The fair value of such unquoted investments has been carried out by applying applicable valuation methodologies, which has been performed by independent valuation experts.

\* The cost of quoted and unquoted investments in equity instruments (fully paid up) and preference shares (fully paid up) respectively, written off in earlier years, though quantity thereof appears in the books. During the current year, the same has been sold.

^ The cost of unquoted investments in equity instruments (fully paid up) have been written off during the year, though quantity thereof appears in the books.

### NOTE 4(B) : TRADE RECEIVABLES

#### Accounting Policy

Trade receivables are amounts receivable from customers for goods sold in the ordinary course of business. Trade receivable are initially recognised at transaction price and subsequently measured at amortised cost using the effective interest method, less provision for impairment. For trade receivables, the Group applies the simplified approach permitted by Ind AS 109 Financial Instruments, which requires expected lifetime losses to be recognised from initial recognition of the receivables.

	As at 31 March, 2023	As at 31 March, 2022
<b>Secured</b>		
Considered Good	1.94	1.94
<b>Unsecured</b>		
Considered Good	1,108.71	1,103.16
Receivables which have significant increase in credit risk	1.22	1.11
Less : Allowance for significant increase in credit risk	(1.22)	(1.11)
<b>Total</b>	<b>1,110.65</b>	<b>1,105.10</b>

- No trade or other receivable are due from directors or other officers of the Group either severally or jointly with any other person. Nor any trade or other receivable are due from firms or private companies respectively in which any director is a partner, a director or a member.
- Trade receivables are non-interest bearing and are generally on terms of 0 to 90 days.
- The carrying amount of trade receivables may be affected by the changes in the credit risk of the counterparties as well as the currency risk as explained in note 31.
- For lien / charge against trade receivables, Refer note 10 (a).

#### Ageing of Trade Receivables :

As at 31 March, 2023

## Notes to Consolidated Ind AS Financial statements

as at and for the year ended 31 March, 2023

(All amounts in ₹ Crores, unless otherwise stated)

	Current but not due	Outstanding for following periods from due date of payment					Total
		Less than 6 Months	6 months - 1 year	1-2 years	2-3 years	More than 3 years	
Undisputed Trade Receivables – considered good	1,031.35	79.30	-	-	-	-	1,110.65
Undisputed Trade Receivables – which have significant increase in credit risk	-	-	-	0.11	-	1.11	1.22
Less : Allowance for significant increase in credit risk	-	-	-	(0.11)	-	(1.11)	(1.22)
<b>Total</b>	<b>1,031.35</b>	<b>79.30</b>	<b>-</b>	<b>-</b>	<b>-</b>	<b>-</b>	<b>1,110.65</b>

#### As at 31 March, 2022

	Current but not due	Outstanding for following periods from due date of payment					Total
		Less than 6 Months	6 months - 1 year	1-2 years	2-3 years	More than 3 years	
Undisputed Trade Receivables – considered good	1,007.89	97.21	-	-	-	-	1,105.10
Undisputed Trade Receivables – which have significant increase in credit risk	-	-	-	-	-	1.11	1.11
Less : Allowance for significant increase in credit risk	-	-	-	-	-	(1.11)	(1.11)
<b>Total</b>	<b>1,007.89</b>	<b>97.21</b>	<b>-</b>	<b>-</b>	<b>-</b>	<b>-</b>	<b>1,105.10</b>

### NOTE 4(C): CASH AND CASH EQUIVALENTS

#### Accounting Policy

Cash and cash equivalents comprise cash at bank, cash in hand and short-term deposits with an original maturity of three months or less, which are subject to an insignificant risk of changes in value.

Short-term deposits are made for varying periods of between one day and three months, depending on the immediate cash requirements of the Group, and earn interest at the respective short-term deposit rates.

	As at 31 March, 2023	As at 31 March, 2022
Balances with banks	40.13	110.58
Deposits with original maturity of less than three months	-	7.71
Remittances in transit	-	0.27
Cash on Hand	0.09	0.08
<b>Total</b>	<b>40.22</b>	<b>118.64</b>

### NOTE 4(D): OTHER BANK BALANCES

	As at 31 March, 2023	As at 31 March, 2022
Balances with Banks		

## Notes to Consolidated Ind AS Financial statements

as at and for the year ended 31 March, 2023

(All amounts in ₹ Crores, unless otherwise stated)

- Deposits with original maturity of more than three months but less than twelve months	50.10	35.73
- In Unpaid Dividend Accounts *	5.27	4.72
	<b>55.37</b>	<b>40.45</b>

\* Earmarked for payment of Unclaimed Dividends [Refer Note 10 (d)]

### NOTE 4(E): LOANS

(Unsecured, considered good)

	As at 31 March, 2023	As at 31 March, 2022
<b>Non-current</b>		
Other Loans		
Loan to Employees @	1.51	1.03
	<b>1.51</b>	<b>1.03</b>
@ Includes amount due from an officer of the Group	0.05	-
<b>Current</b>		
Other Loans		
Loan to Employees @	0.54	0.46
	<b>0.54</b>	<b>0.46</b>
@ Includes amount due from an officer of the Group	0.01	0.02
<b>Amount of Loan or Advance in the nature of Loan Outstanding :</b>		
Type of Borrower :		
Key Managerial Person (KMP)	0.06	0.02

### NOTE 4(F): OTHER FINANCIAL ASSETS

(Unsecured, considered good)

	As at 31 March, 2023	As at 31 March, 2022
<b>Non-Current</b>		
Security deposits*	22.70	25.50
Margin Money Deposit against guarantees	4.80	0.55
	<b>27.50</b>	<b>26.05</b>
<b>Current</b>		
Interest Receivable	1.80	1.36
Bank deposits with more than 12 months maturity	1.00	-
Security deposits*	10.31	16.26
	<b>13.11</b>	<b>17.62</b>

\* Refer Note 28 for transactions with Related Parties

## Notes to Consolidated Ind AS Financial statements

as at and for the year ended 31 March, 2023

(All amounts in ₹ Crores, unless otherwise stated)

### NOTE 5: OTHER ASSETS

(Unsecured considered good, unless otherwise stated)

	As at 31 March, 2023	As at 31 March, 2022
<b>Non-current</b>		
Capital advances		
- Considered Good :	45.55	113.50
- Considered Doubtful :	0.78	0.78
Less : Allowance for doubtful advances	(0.78)	(0.78)
Deposits under Protest	3.94	3.73
Others		
Prepaid Expenses	3.02	2.32
	<b>52.51</b>	<b>119.55</b>
<b>Current</b>		
Advances other than capital advances		
Advances to Suppliers/ Service providers (other than capital)		
- Considered Good :	10.21	19.63
- Considered Doubtful :	0.88	0.88
Less : Allowance for doubtful advances	(0.88)	(0.88)
Others		
Balances with Government Authorities *		
- Considered Good :	194.56	22.72
- Considered Doubtful :	2.16	2.16
Less : Allowance for doubtful advances	(2.16)	(2.16)
Advances to Employees	1.46	1.19
Prepaid Expenses	10.45	9.27
Export Benefit Receivables #	4.39	1.77
	<b>221.07</b>	<b>54.58</b>

\* Balances with Government Authorities primarily includes amounts realisable, if any, from the GST Authorities and customs authorities of India and the unutilised GST input credits on purchases to be utilised against future GST liabilities. These are generally realised within one year and hence these balances have been classified as current assets.

# Export Benefit Receivables primarily consist of amounts receivable from government authorities of India towards incentives on export sales made by the Group.

### NOTE 6: INVENTORIES

(At lower of cost and net realisable value)

#### Accounting Policy

Inventories are stated at lower of cost and net realisable value.

- Raw materials, Stores and Spares and Packing Material: cost is determined on moving weighted average method and includes cost of purchase and other incidental costs. However, material and other items held for use in production of inventories are not written down below cost if the finished products in which they will be incorporated are expected to be sold at or above cost.
- Finished goods: cost includes cost of direct materials, labour and a proportion of manufacturing overheads based on the normal operating capacity.

PCBL LIMITED (Formerly PHILLIPS CARBON BLACK LIMITED)

## Notes to Consolidated Ind AS Financial statements

as at and for the year ended 31 March, 2023

(All amounts in ₹ Crores, unless otherwise stated)

Net realisable value is the estimated selling price in the ordinary course of business less the estimated cost of completion and the estimated cost necessary to make the sale.

	As at 31 March, 2023	As at 31 March, 2022
Raw materials	419.10	464.32
Finished goods	103.01	88.46
Stores and spares parts [including packing material ₹ 5.26 Crores (Previous Year ₹ 6.05 Crores)]	49.28	51.13
	<b>571.39</b>	<b>603.91</b>

For lien / charge against Inventories, Refer note 10 (a).

### NOTE 7: NON CURRENT TAX ASSETS (NET)

	As at 31 March, 2023	As at 31 March, 2022
Advance payment of Taxes (Net of Provisions for Tax: ₹ 641.00 Crores)	7.45	-
	<b>7.45</b>	<b>-</b>

### NOTE 8: EQUITY SHARE CAPITAL

#### Authorised share capital

	As at 31 March, 2023	As at 31 March, 2022
62,00,00,000 equity shares of Re. 1/- each (31 March, 2022: 31,00,00,000 equity shares of ₹ 2/- each) (Refer (i) below)	<b>62.00</b>	<b>62.00</b>

#### Reconciliation of number of equity shares (Authorised)

Particulars	Year ended 31 March, 2023		Year ended 31 March, 2022	
	Number of Shares	Amount	Number of Shares	Amount
As at the beginning of the year	310,000,000	62.00	310,000,000	62.00
Add: On account of sub-division of equity shares	310,000,000	-	-	-
<b>As at the end of the year</b>	<b>620,000,000</b>	<b>62.00</b>	<b>310,000,000</b>	<b>62.00</b>

#### Issued, subscribed and paid-up

	As at 31 March, 2023	As at 31 March, 2022
37,74,62,604 equity shares of Re. 1/- each (31 March, 2022: 18,87,31,302 equity shares of ₹ 2/- each) fully paid up (Refer (i) below)	37.75	37.75
	<b>37.75</b>	<b>37.75</b>

#### Reconciliation of number of equity shares outstanding (Issued, subscribed and paid-up)

Particulars	Year ended 31 March, 2023		Year ended 31 March, 2022	
	Number of Shares	Amount	Number of Shares	Amount
As at the beginning of the year	188,731,302	37.75	172,337,860	34.47
Add: Equity shares issued during the year [Refer Note (ii) below]	-	-	16,393,442	3.28
Add: On account of sub-division of equity shares [Refer Note (i) below]	188,731,302	-	-	-
<b>As at the end of the year</b>	<b>377,462,604</b>	<b>37.75</b>	<b>188,731,302</b>	<b>37.75</b>

PCBL LIMITED (Formerly PHILLIPS CARBON BLACK LIMITED)

## Notes to Consolidated Ind AS Financial statements

as at and for the year ended 31 March, 2023

(All amounts in ₹ Crores, unless otherwise stated)

(i) Pursuant to the Special Resolution passed by the Shareholders of the Company by way of Postal Ballot through electronic means on 17 March, 2022, the Company has sub-divided its equity share of face value ₹ 2/- (₹ Two only) each fully paid up, into 2 (two) equity shares of face value Re. 1/- (Rupee One) each fully paid-up, effective from 13 April, 2022. This has been considered for calculating weighted average number of equity shares for year ended 31 March, 2022 as per Ind AS 33-Earnings Per Share.

(ii) During the previous year ended 31 March, 2022, the Company has issued and allotted 1,63,93,442 equity shares of ₹ 2 each at an issue price of ₹ 244 per equity share, aggregating to ₹ 399.99 Crores (including securities premium of ₹ 396.71 Crores) on 5 October, 2021. The issue was made through eligible Qualified Institutions Placement (QIP) in terms of the Securities and Exchange Board of India (Issue of Capital and Disclosure Requirements) Regulations, 2018 (SEBI Regulations) as amended, Section 42, Section 62 and other relevant provisions of the Companies Act, 2013.

Pursuant to the allotment of equity shares in the QIP, the paid up equity share capital of the Company has increased from ₹ 34.47 Crores comprising of 17,23,37,860 equity shares to ₹ 37.75 Crores comprising of 18,87,31,302 equity shares.

The Company had incurred expenses amounting to ₹ 9.89 Crores towards issuance of equity shares which have been debited to securities premium account.

The Company has complied with applicable provisions of the Companies Act, 2013 and SEBI Regulations in respect of Qualified Institutions Placement of equity shares during the year. The amount raised, as aforesaid has been fully utilised for the purposes for which the funds were raised.

(iii) No equity shares were allotted as fully paid up by way of bonus shares or pursuant to contract(s) without payment being received in cash during the last five years. Further, none of the shares were bought back by the Company during the last five years.

(iv) Details of equity shares held by the shareholders holding more than 5% of the shares in the Company :-

Sl. No.	Name	Year ended 31 March, 2023					
		No. of Shares at the beginning of the year	Change during the year (Face value Re. 1/- per share)	On account of sub-division of equity shares -Refer Note 8 (i)	No. of Shares at the end of the year (Face value Re. 1/- per share)	% of total Shares	% Changes during the year
1	Rainbow Investments Limited (Refer Note 28)	86,515,370	-	86,515,370	173,030,740	45.84	-

Sl. No.	Name	Year ended 31 March, 2022	
		No. of Shares	% of total Shares
1	Rainbow Investments Limited (Refer Note 28)	86,515,370	45.84

#### (v) Shareholding of Promoter

Sl. No.	Name	Year ended 31 March, 2023					
		No. of Shares at the beginning of the year	Change during the year (Face value Re. 1/- per share)	On account of sub-division of equity shares -Refer Note 8 (i)	No. of Shares at the end of the year (Face value Re. 1/- per share)	% of total Shares	% Changes during the year
1	Rainbow Investments Limited	86,515,370	-	86,515,370	173,030,740	45.84	-
2	Dotex Merchandise Private Limited	5,340,000	-	5,340,000	10,680,000	2.83	-
3	Quest Capital Markets Limited (Erstwhile: BNK Capital Markets Limited)	3,669,000	-	3,669,000	7,338,000	1.94	-
4	STEL Holdings Limited	1,451,915	-	1,451,915	2,903,830	0.77	-
5	Lebnitze Real Estates Private Limited	1,320	80,000	1,320	82,640	0.02	6160.61%
6	Saregama India Limited	500	-	500	1,000	0.00*	-
<b>Total</b>		<b>96,978,105</b>	<b>80,000</b>	<b>96,978,105</b>	<b>194,036,210</b>	<b>51.40</b>	



## Notes to Consolidated Ind AS Financial statements

as at and for the year ended 31 March, 2023

(All amounts in ₹ Crores, unless otherwise stated)

Sl. No.	Name	Year ended 31 March, 2022		
		No. of Shares	% of total Shares	% Changes during the year
1	Rainbow Investments Limited	86,515,370	45.84	-
2	Dotex Merchandise Private Limited	5,340,000	2.83	-
3	Quest Capital Markets Limited (Erstwhile: BNK Capital Markets Limited)	3,669,000	1.94	100%
4	STEL Holdings Limited	1,451,915	0.77	221.28%
5	Lebnitze Real Estates Private Limited	1,320	0.00*	100%
6	Saregama India Limited	500	0.00*	-
<b>Total</b>		<b>96,978,105</b>	<b>51.38</b>	

\*% is below the rounding off norm adopted by the Group.

### (vi) Terms/ Rights attached to equity shares

The Company has only one class of equity shares having par value of ₹ 1/- per share and each shareholder is entitled for one vote per share held. The Company declares and pays dividends in Indian rupees. The dividend proposed by the Board of Directors is subject to the approval of the shareholders in the ensuing Annual General Meeting except in case of interim dividend. In the event of liquidation, the equity shareholders are entitled to receive the remaining assets of the Company after distribution of all preferential amounts, in proportion to their shareholding.

(vii) Allotment of 1,823 equity shares of ₹ 10/- each is pending against rights issue made during 1993-94.

(viii) 48 equity shares of ₹ 10/- each have not been issued to the concerned non-resident shareholders pending approval of the Reserve Bank of India.

(ix) There are no calls unpaid by Directors / Officers of the Group.

(x) The Group has not converted any securities into equity shares / preference shares during above financial years.

### NOTE 9: OTHER EQUITY

	As at 31 March, 2023	As at 31 March, 2022
<b>(i) Reserves and Surplus</b>		
Capital Reserve (Refer a below)	1.53	1.53
Securities Premium (Refer b below)	610.95	610.95
Statutory reserve (U/s 45IC of Reserve Bank of India Act, 1934) (Refer c below)	0.60	0.60
General reserve (Refer d below)	73.38	73.38
Retained Earnings (Refer e below)	1,950.07	1,714.13
<b>(ii) Other Reserves</b>		
Equity Instruments through Other comprehensive income (Refer f (i) below)	148.03	171.62
Foreign Currency Translation reserve (refer f (ii) below)	7.86	4.03
	<b>2,792.42</b>	<b>2,576.24</b>
<b>(a)</b> Capital reserve represents amount transferred from the transferor company pursuant to a Scheme of Amalgamation - Balance brought forward	1.53	1.53
<b>(b)</b> Securities premium is used to record the premium on issue of shares. The reserve is utilised in accordance with the provisions of Section 52 of the Companies Act, 2013		
Balance as at the beginning of the year	610.95	224.12
Premium on equity shares issued through Qualified Institutions Placement [Refer Note 8(ii)]	-	386.83 **
Balance as at the end of the year	<b>610.95</b>	<b>610.95</b>
** Net of expenses on shares issued through Qualified Institutions Placement.		

## Notes to Consolidated Ind AS Financial statements

as at and for the year ended 31 March, 2023

(All amounts in ₹ Crores, unless otherwise stated)

	As at 31 March, 2023	As at 31 March, 2022
<b>(c)</b> Statutory Reserve represents amount transferred from transferor Company pursuant to a scheme of amalgamation - Balance brought forward	0.60	0.60
<b>(d) General Reserve - balance brought forward</b>	73.38	73.38
Under the erstwhile Indian Companies Act, 1956, a general reserve was created through an annual transfer of net profit at a specified percentage in accordance with applicable regulations. Consequent to introduction of Companies Act, 2013, the requirement to mandatorily transfer a specified percentage of the net profit to general reserve has been withdrawn though the Company may transfer such percentage of its profits for the financial year as it may consider appropriate. Declaration of dividend out of such reserve shall not be made except in accordance with rules prescribed in this behalf under the Act.		
<b>(e) Retained Earnings</b>		
Balance as at the beginning of the year	1,714.13	1,478.65
i) Profit for the year	441.80	426.02
ii) Items of other comprehensive income recognised directly in Retained Earnings		
- Remeasurement of post-employment defined benefit obligation, net of tax [₹ 0.96 Crores (31 March, 2022 : ₹ 0.97 Crores)]	1.74	(1.81)
iii) Dividends paid (Refer note 26)	(207.60)	(188.73)
Balance as at the end of the year	<b>1,950.07</b>	<b>1,714.13</b>
Retained Earnings are the profits and gains that the Group has earned till date less any transfer to general reserve, dividends or other distributions paid to shareholders.		
<b>(f) Other Comprehensive Income</b>		
<b>(i) Equity Instruments through Other Comprehensive Income</b>		
Balance as at the beginning of the year	171.62	120.59
i) Changes in fair value of FVTOCI Equity Instruments, net of tax [(₹ 3.12 Crores) (31 March, 2022 : ₹ 10.09 Crores)]	(23.59)	51.03
Balance as at the end of the year	<b>148.03</b>	<b>171.62</b>
<b>(ii) Foreign Currency translation reserve</b>		
Balance as at the beginning of the year	4.03	2.12
Add/(less): Other comprehensive income for the year	3.83	1.91
Balance as at the end of the year	<b>7.86</b>	<b>4.03</b>

The Group has elected to recognise changes in the fair value of certain investments in equity instruments in Other Comprehensive Income. These changes are accumulated within the FVTOCI equity investments reserve within equity. The Group transfers amounts from this reserve to Retained Earnings when the relevant equity shares are derecognised.

## Notes to Consolidated Ind AS Financial statements

as at and for the year ended 31 March, 2023

(All amounts in ₹ Crores, unless otherwise stated)

### NOTE 10 (A): BORROWINGS

#### Accounting Policy

Borrowings are initially recognised at fair value, net of transaction costs incurred. Borrowings are subsequently measured at amortised cost using the effective interest rate (EIR) method. Any difference between the proceeds (net of transaction costs) and the redemption amount is recognised in the statement of profit and loss over the period of the borrowings using the effective interest rate method. Fees paid on the establishment of loan facilities are recognised as transaction costs of the borrowings to the extent that it is probable that some or all of the facility will be utilised. In this case, the fee is deferred until the draw down occurs. Borrowings are derecognised from the balance sheet when the obligation specified in the contract is discharged, cancelled or expired.

Borrowings are classified as current and non-current liabilities based on repayment schedule agreed with banks.

#### (i) Non-current borrowings

	As at 31 March, 2023	As at 31 March, 2022
<b>SECURED LOANS</b>		
Term loans from Banks	523.00	309.02
Less: Current maturities of long term debts [Refer (ii) below]	(115.69)	(88.68)
	<b>407.31</b>	<b>220.34</b>
Out of the Term Loans in (i) above, loans amounting to:		
a) ₹ 273.00 Crores (31 March, 2022 - ₹ 309.02 Crores) are secured with a first charge by way of a hypothecation over all moveable properties of the Parent Company both present and future, ranking pari passu with charge created in favour of other term lenders.		
b) ₹ 250 Crores (31 March, 2022 - Nil) are secured with pari passu charge on the moveable fixed assets of the Subsidiary Company.		
<b>Maturity Profile of Long Term Borrowings</b>		
Loan with residual maturity of upto 1 and 3 years	373.46	36.67
Loan with residual maturity of upto 3 and 5 years	130.25	272.35
Loan with residual maturity of upto 5 and 10 years	19.29	-
	<b>523.00</b>	<b>309.02</b>
Interest rate on Rupee loans from Banks are based on spread over respective Lenders benchmark rate.		
All of the above are repayable in periodic instalments over the maturity period of the respective loans.		

#### (ii) Current Borrowings

	As at 31 March, 2023	As at 31 March, 2022
<b>SECURED LOANS FROM BANKS</b>		
Loans repayable on demand	-	49.87
Other loans	220.00	200.10
a) Nature of Security		
Secured by first charge by way of hypothecation of all the Company's current assets, namely all the stock of raw materials, stock in process, semi finished goods and finished goods, consumable stores and spares not relating to plant and machinery (consumable and spares) both present and future, bills receivable, bills whether documentary or clean, outstanding monies, receivables, book debts and all other current assets of the Company both present and future, ranking pari passu without any preference or priority of one over the others.		
Current maturities of long term debts [Refer Note(i) above]	115.69	88.68
<b>UNSECURED LOANS</b>		
<b>Loans repayable on demand</b>		
- From Banks	200.00	125.00
	<b>535.69</b>	<b>463.65</b>

Refer notes 3(a), 4(b) and 6 for details of assets pledged as security as set out in the above note. Refer note 32 for information about liquidity risk and market risk on borrowings.

## Notes to Consolidated Ind AS Financial statements

as at and for the year ended 31 March, 2023

(All amounts in ₹ Crores, unless otherwise stated)

### NOTE :10(B) TRADE PAYABLES

#### Accounting Policy

Trade payables represent liabilities for goods and services provided to the Group prior to the end of financial year which are unpaid. Trade and other payables are presented as current liabilities unless payment is not due within 12 months after the reporting period. They are recognised initially at their fair value and subsequently measured at amortised cost using the effective interest rate method.

	As at 31 March, 2023	As at 31 March, 2022
<b>Current</b>		
Total outstanding dues of Micro Enterprises and Small Enterprises	41.62	21.56
Total outstanding dues of creditors other than Micro Enterprises and Small Enterprises	914.78	889.56
	<b>956.40</b>	<b>911.12</b>

#### Ageing of Trade Payables :

##### As at 31 March, 2023

Particulars	Not due	Outstanding for following periods from due date				Total
		Less than 1 year	1-2 years	2-3 Years	More than 3 years	
(i) Micro Enterprises and Small Enterprises	38.31	2.31 \$	1.00 \$	-	-	41.62
(ii) Other than Micro Enterprises and Small Enterprises	877.07	36.17	0.16	0.95	0.43	914.78
<b>Total</b>	<b>915.38</b>	<b>38.48</b>	<b>1.16</b>	<b>0.95</b>	<b>0.43</b>	<b>956.40</b>

\$ Represents retention amount of suppliers

##### As at 31 March, 2022

Particulars	Not due	Outstanding for following periods from due date				Total
		Less than 1 Year	1-2 years	2-3 Years	More than 3 years	
(i) Micro Enterprises and Small Enterprises	17.51	3.89 \$	0.16 \$	-	-	21.56
(ii) Other than Micro Enterprises and Small Enterprises	868.22	16.55	2.61	1.59	0.59	889.56
<b>Total</b>	<b>885.73</b>	<b>20.44</b>	<b>2.77</b>	<b>1.59</b>	<b>0.59</b>	<b>911.12</b>

\$ Represents retention amount of suppliers

### NOTE 10 (C): LEASE LIABILITIES

#### Accounting Policy

##### Lease Liabilities

At the commencement date of the lease, the Group recognises lease liabilities measured at the present value of lease payments to be made over the lease term. The lease payments include fixed payments (including in substance fixed payments) and does not include non-lease components (maintenance charges etc.). In calculating the present value of lease payments, the Group uses its incremental borrowing rate at the lease commencement date because the interest rate implicit in the lease is not readily determinable. After the commencement date, the amount of lease liabilities is increased to reflect the accretion of interest and reduced for the lease payments made. Lease liabilities are remeasured with a corresponding adjustment to the related right of use asset if the Group changes its assessment if whether it will exercise an extension or a termination option.

## Notes to Consolidated Ind AS Financial statements

as at and for the year ended 31 March, 2023

(All amounts in ₹ Crores, unless otherwise stated)

	As at 31 March, 2023	As at 31 March, 2022
<b>At the beginning of the year</b>	101.83	117.06
Addition to lease liability during the year	4.65	3.88
Accretion of interest	8.59	9.76
Payment/adjustments of lease liabilities	(28.63)	(28.87)
<b>At the end of the year</b>	<b>86.44</b>	<b>101.83</b>
<b>Lease Liabilities: Non Current</b>	66.71	82.86
<b>Lease Liabilities: Current</b>	19.73	18.97

The table below provides details regarding the contractual maturities of lease liabilities as at year end on an undiscounted basis :

	As at 31 March, 2023	As at 31 March, 2022
Less than one year	27.51	27.04
One to five years	63.24	73.01
More than five years	17.49	30.66
<b>Total</b>	<b>108.24</b>	<b>130.71</b>

The table below provides details of amount recognised in Statement of profit and loss :

	Year ended 31 March, 2023	Year ended 31 March, 2022
Depreciation on Right-of-use assets (Refer note 20)	20.52	20.71
Interest expenses on lease liabilities (Refer note 19)	8.59	9.76
Rental expenses (excluding taxes) recorded for short term leases (refer note 21)	10.37	8.10
<b>Total</b>	<b>39.48</b>	<b>38.57</b>

### NOTE 10 (D): OTHER FINANCIAL LIABILITIES

#### Accounting Policy

##### Short Term Employee Benefits

Liabilities for short term employee benefits that are expected to be settled wholly within 12 months after the end of the period are measured at the amounts expected to be paid when the liabilities are settled. The liabilities are presented as current employee benefits payable in the balance sheet.

	Year ended 31 March, 2023	Year ended 31 March, 2022
<b>Non-current</b>		
Capital creditors	7.77	8.01
	<b>7.77</b>	<b>8.01</b>
<b>Current</b>		
Interest accrued but not due	2.77	1.08
Unpaid Dividends [Refer Note (i) below]	5.27	4.72
Others:		
Security Deposits received	1.94	1.94
Employee benefits payable	30.35	21.98
Capital creditors	185.06	33.62
Directors' fees & commission payable	18.30	17.15
Derivative instrument not designated as hedges - foreign-exchange forward contracts	1.43	1.39
Others	0.27	0.78
	<b>245.39</b>	<b>82.66</b>

(i) There are no amounts due and outstanding to be credited to the Investor Education and Protection Fund under Section 125 of the Companies Act, 2013 as at the year end.

## Notes to Consolidated Ind AS Financial statements

as at and for the year ended 31 March, 2023

(All amounts in ₹ Crores, unless otherwise stated)

### NOTE 11: PROVISIONS

#### Accounting Policy

##### Provisions

Provisions are recognised when the Provisions has a present legal or constructive obligation as a result of past events and it is probable that an outflow of resources will be required to settle the obligation and the amount can be reliably estimated. Provisions are not recognised for future operating losses.

Provisions are measured at the present value of management's best estimates of the expenditure required to settle the present obligation at the end of the reporting period. The discount rate used to determine the present value is a pre-tax rate that reflects current market assessments of the time value of money and the risk specific to the liability. The increase in the provision due to the passage of time is recognised as interest expense.

	As at 31 March, 2023	As at 31 March, 2022
<b>Non-current</b>		
Provision for Employee Benefits		
Provision for gratuity (Refer Note18.1)	3.52	0.02
Provision for compensated absences	0.31	0.02
Provision for Other liabilities	-	0.46
	<b>3.83</b>	<b>0.50</b>
<b>Current</b>		
Provision for Employee Benefits		
Provision for gratuity (Refer Note18.1)	3.92	6.68
Provision for compensated absences	12.98	11.99
Provision for Other liabilities	-	0.04
Provisions for claims and litigations (Refer Note 11.1)	65.39	60.62
	<b>82.29</b>	<b>79.33</b>

#### 11.1 Provisions for claims and litigations

Provision for claims & litigation includes civil proceeding against one of the party and regulatory proceeding pertaining to FEMA matter. The Group has estimated the provisions for pending claims and litigation based on the assessment of probability for these demands crystallising against the Group in due course. The table below gives information about movement in claims and litigations, and provisions

	As at 31 March, 2023	As at 31 March, 2022
At the beginning of the year	60.62	62.89
Add: Incurred during the year	4.77	3.08
Less : Reversed during the year	-	5.35
At the end of the year	<b>65.39</b>	<b>60.62</b>



## Notes to Consolidated Ind AS Financial statements

as at and for the year ended 31 March, 2023

(All amounts in ₹ Crores, unless otherwise stated)

### NOTE 12: DEFERRED TAX LIABILITIES (NET)

	Balance as at 1 April, 2022	Recognised to Statement of Profit and Loss	Recognised to/ Reclassified from OCI	Balance as at 31 March, 2023
	Total	Total	Total	Total
<b>Deferred Tax Liabilities:</b>				
Accelerated depreciation for tax purposes	289.03	(25.25)	-	263.78
Financial Assets at Fair value through Other Comprehensive Income	34.57	-	(3.12)	31.45
	<b>323.60</b>	<b>(25.25)</b>	<b>(3.12)</b>	<b>295.23</b>
<b>Deferred Tax Assets:</b>				
Items allowable for tax purpose on payments/adjustments	29.24	(5.67)	-	23.57
Allowance for doubtful debts - trade receivables	0.68	(0.38)	-	0.30
Lease under Ind AS 116	4.60	(2.42)	-	2.18
Long-Term Capital Loss	12.78	(0.95)	-	11.83
Others	0.03	1.26	-	1.29
	<b>47.33</b>	<b>(8.16)</b>	<b>-</b>	<b>39.17</b>
<b>Net Deferred Tax Liabilities:</b>	<b>276.27</b>	<b>(17.09)</b>	<b>(3.12)</b>	<b>256.06</b>

	Balance as at 1 April, 2021	Recognised to statement of Profit and Loss	Recognised to/ Reclassified from OCI	Balance as at 31 March, 2022
	Total	Total	Total	Total
<b>Deferred Tax Liabilities:</b>				
Accelerated depreciation for tax purposes	290.62	(1.59)	-	289.03
Financial Assets at Fair value through Other Comprehensive Income	24.48	-	10.09	34.57
Others	0.33	(0.33)	-	-
	<b>315.43</b>	<b>(1.92)</b>	<b>10.09</b>	<b>323.60</b>
<b>Deferred Tax Assets:</b>				
Items allowable for tax purpose on payments/adjustments	27.68	1.56	-	29.24
Allowance for doubtful debts - trade receivables	3.95	(3.27)	-	0.68
Lease under Ind AS 116	4.03	0.57	-	4.60
Long-Term Capital Loss	8.30	4.48	-	12.78
Others	0.05	(0.02)	-	0.03
	<b>44.01</b>	<b>3.32</b>	<b>-</b>	<b>47.33</b>
<b>Net Deferred Tax Liabilities:</b>	<b>271.42</b>	<b>(5.24)</b>	<b>10.09</b>	<b>276.27</b>

Pursuant to the introduction of Section 115BAA of the Income Tax Act, 1961, w.e.f. 01 April, 2019, companies in India have the option to pay corporate income tax at reduced rate subject to certain conditions. The management expects to be in lower tax regime going forward and accordingly the Deferred Tax Liabilities (net) as at March 31, 2023 have been re-measured. Consequently, tax expense for year ended March 31, 2023 includes a credit of ₹ 39.62 Crores towards reversal of deferred tax liabilities.

### NOTE 13: OTHER CURRENT LIABILITIES

#### Accounting Policy

Government grants and subsidies are recognised when there is reasonable assurance that the Group will comply with the conditions attached to them and the grants / subsidy will be received. If the grant received is to compensate the import cost of assets, and is subject to an export obligation as prescribed in the EPCG scheme, then the recognition of the grant would be linked to fulfilment of the associated export obligations. At the year end, the portion of grant for which the export obligation has not been met is retained in deferred revenue under other current liabilities. Revenue grant is recognised as an income in the period in which related obligation is met.

## Notes to Consolidated Ind AS Financial statements

as at and for the year ended 31 March, 2023

(All amounts in ₹ Crores, unless otherwise stated)

	As at 31 March, 2023	As at 31 March, 2022
Advance from Customers	3.54	4.10
Dues payable to Government Authorities	6.80	5.88
Liability for Export Obligations / Government grants	1.91	7.96
	<b>12.25</b>	<b>17.94</b>

### NOTE 14: CURRENT TAX LIABILITIES (NET)

	As at 31 March, 2023	As at 31 March, 2022
Provision for Income Tax (31 March, 2022 Net of Advance Tax : ₹ 593.93 Crores)	0.08	0.84
	<b>0.08</b>	<b>0.84</b>

### NOTE 15: REVENUE FROM OPERATIONS

#### Accounting Policy

Revenue from contracts with customers is recognised when control of the goods or services are transferred to the customer at an amount that reflects the consideration to which the Group expects to be entitled in exchange for those goods or services.

Revenue towards satisfaction of a performance obligation is measured at the amount of transaction price allocated to that performance obligation. Amounts disclosed as revenue are net of returns, trade and other discounts, rebates and amounts collected on behalf of third parties

Where the Group is the principal in the transaction, the sales are recorded at their gross values. The Group considers whether there are other promises in the contract that are separate performance obligations to which a portion of the transaction price needs to be allocated. In determining the transaction price, the Group considers the effects of variable consideration, the existence of significant financing component, non-cash considerations and consideration payable to the customer (if any). Any amounts received for which the Group does not provide any distinct goods or services are considered as a reduction of purchase cost.

However, Goods and Service Tax (GST) is not received by the Group on its own account. Rather, it is collected on value added to the commodity by the seller on behalf of the Government. Accordingly, it is excluded from revenue.

The Group recognises revenue when the amount of revenue can be reliably measured, it is probable that future economic benefits will flow to the Group regardless of when the payment is being made and specific criteria have been met for each of the Group's activities as described below.

#### Sale of carbon black

Revenue from sale of carbon black is recognised when the control of the goods has passed to the buyer as per the terms of contract. In case of domestic sales, the performance obligation is satisfied upon delivery of the finished goods at customer's location. In case of export sales, the performance obligation is satisfied once the goods are shipped and the bill of lading has been obtained.

#### Sale of power

Revenue from the sale of power is recognised upon transmission of units to the buyer net of Unscheduled Interchange gains/losses as per the terms of contract with the customer.

#### Other Operating revenues

Exports entitlements (arising out of duty draw back, Merchandise exports from India Schemes) are recognised when the right to receive credit as per the terms of the schemes is established in respect of the exports made by the Group and when there is no significant uncertainty regarding the ultimate collection of the relevant export proceeds.

## Notes to Consolidated Ind AS Financial statements

as at and for the year ended 31 March, 2023

(All amounts in ₹ Crores, unless otherwise stated)

	Year ended 31 March, 2023	Year ended 31 March, 2022
<b>Sales of Finished Goods*</b>		
Carbon black	5,609.53	4,332.03
<b>Sale of Power*</b>	142.31	93.00
<b>Other Operating Revenues</b>		
Scrap sales*	7.67	10.51
Exports Incentive	14.55	10.88
<b>Total revenue from operations</b>	<b>5,774.06</b>	<b>4,446.42</b>
India	4,043.25	3,104.37
Outside India	1,708.59	1,320.66
<b>Total revenue (excluding scrap sales and exports incentive)</b>	<b>5,751.84</b>	<b>4,425.03</b>

\*Revenue is recognised at a point in time and not over time.

### NOTE 16: OTHER INCOME

#### Accounting Policy

##### a. Interest Income

Interest Income from debt instruments is recognised using the effective interest rate method. The effective interest rate is the rate that exactly discounts estimated future cash receipts through the expected life of the financial asset to the gross carrying amount of a financial asset. When calculating the effective interest rate, the Group estimates the expected cash flows by considering all the contractual terms of the financial instrument but does not consider the expected credit losses. Interest income is included in finance income in the statement of profit and loss.

##### b. Dividends

Dividends are recognised in the statement of profit and loss only when the right to receive payment is established and the amount of the dividend can be measured reliably which is generally when shareholders approve the dividend.

	Year ended 31 March, 2023	Year ended 31 March, 2022
Interest income from certain financial assets	2.83	6.60
Dividend income from equity instruments designated at FVTOCI	9.79	7.59
Gain on sale / fair valuation of investments carried at FVTPL	19.51	9.47
Provisions / Liabilities no longer required written back	6.99	-
Miscellaneous income	1.49	4.93
	<b>40.61</b>	<b>28.59</b>

### NOTE 17(A) : COST OF MATERIALS CONSUMED

	Year ended 31 March, 2023	Year ended 31 March, 2022
Opening Stock	464.32	349.22
Add : Purchases	4,311.12	3,284.22
Less : Closing Stock	(419.10)	(464.32)
<b>Cost of material consumed</b>	<b>4,356.34</b>	<b>3,169.12</b>

### NOTE 17(B) : CHANGES IN INVENTORIES OF FINISHED GOODS

	Year ended 31 March, 2023	Year ended 31 March, 2022
Opening Stock (Carbon black)	88.46	53.14
Closing Stock (Carbon black)	92.35	88.46
	<b>(3.89)</b>	<b>(35.32)</b>

## Notes to Consolidated Ind AS Financial statements

as at and for the year ended 31 March, 2023

(All amounts in ₹ Crores, unless otherwise stated)

### NOTE 18 : EMPLOYEE BENEFITS EXPENSE

#### Accounting Policy

##### (I) Post-employment benefits

###### Defined benefit plans

- The liability or asset recognised in the balance sheet in respect of Defined benefit plans is the present value of the Defined benefits obligation at the end of the reporting period less the fair value of plan assets. The Defined benefit obligation is calculated annually by actuaries using the Projected Unit Credit Method at the year end.
- The present value of the Defined benefit obligation is determined by discounting the estimated future cash outflows by reference to market yields at the end of the reporting period on government bonds that have terms approximating to the terms of the related obligations.
- The net interest cost is calculated by applying the discount rate to the net balance of the Defined benefit obligation and the fair value of plan assets. This cost is included in Employees Benefits Expense in the statement of profit and loss.
- Re-measurement gains and losses arising from experience adjustments and changes in actuarial assumptions are recognised in the period in which they occur, directly in Other Comprehensive Income. They are included in retained earnings in the statement of changes in equity.
- Changes in the present value of the Defined benefit obligation resulting from plan amendments or curtailments are recognised immediately in the profit or loss as past service cost.

##### (II) Defined contribution plans

Contributions under Defined Contribution Plans payable in keeping with the related schemes are recognised as expenses for the period in which the employee has rendered the service.

##### (III) Other short-term employee benefit obligations

Liabilities for short term employee benefits that are expected to be settled wholly within 12 months after the end of the period are measured at the amounts expected to be paid when the liabilities are settled. The liabilities are presented as current employee benefits payable in the balance sheet.

The Group provides for the encashment of leave or leave with pay subject to certain rules. The employees are entitled to accumulate leave subject to certain limits, for future encashment. The liability is provided based on the number of days of unutilised leave at each balance sheet date on the basis of year-end actuarial valuation using projected unit credit method. The scheme is unfunded.

	Year ended 31 March, 2023	Year ended 31 March, 2022
Salaries, wages and bonus	158.36	128.41
Contribution to provident and other funds (Refer note 18.1)	17.43	17.67
Staff welfare expense	14.67	12.82
	<b>190.46</b>	<b>158.90</b>

#### 18.1 Employee Benefits:

##### (I) Post employment obligations

###### (A) Gratuity

The Gratuity scheme is a defined benefit plan that provides for a lump sum payment on exit either by way of retirement, death, disability or voluntary withdrawal. The benefits are defined on the basis of last drawn salary and the period of service and paid as lump sum at exit. Gratuity payable is not restricted to the maximum limit prescribed under the Payment of Gratuity Act, 1972. The liability in

## Notes to Consolidated Ind AS Financial statements

as at and for the year ended 31 March, 2023

(All amounts in ₹ Crores, unless otherwise stated)

respect thereof is determined by actuarial valuation at the year end based on the Projected Unit Credit Method and is recognised as a charge on accrual basis. Trustees administer the contributions made to the Gratuity fund. Amounts contributed to the Gratuity fund are invested solely with the Life Insurance Corporation of India.

The following table sets forth the particulars in respect of the defined benefit plans of the Group for the year ended 31 March, 2023 and 31 March, 2022:

Particulars	Group		
	Gratuity Fund (Funded)		
	Present Value of Obligation	Fair value of plan assets	Net Amount
<b>(i) 1 April, 2022</b>	<b>39.81</b>	<b>(33.11)</b>	<b>6.70</b>
Current Service Cost	3.08	-	3.08
Interest expense/(Income)	2.51	(2.06)	0.45
<b>Total Amount recognised in profit or loss</b>	<b>5.59</b>	<b>(2.06)</b>	<b>3.53</b>
Remeasurements (gain)/loss			
(Gain)/loss from change in financial assumptions	(1.45)	0.00	(1.45)
(Gain)/loss arising from experience adjustments	(1.25)	-	(1.25)
<b>Total amount recognised in other comprehensive income</b>	<b>(2.70)</b>	<b>0.00</b>	<b>(2.70)</b>
Employer's contributions	-	(0.07)	(0.07)
Acquisitions (credit)/ cost	(0.02)	-	(0.02)
Benefit payments	(3.02)	3.02	-
<b>31 March, 2023</b>	<b>39.66 ##</b>	<b>(32.22)</b>	<b>7.44</b>
<b>(ii) 1 April, 2021</b>	<b>34.23</b>	<b>(24.50)</b>	<b>9.73</b>
Current Service Cost	2.68	-	2.68
Interest expense/(Income)	2.07	(1.74)	0.33
<b>Total Amount recognised in profit or loss</b>	<b>4.75</b>	<b>(1.74)</b>	<b>3.01</b>
Remeasurements (gain)/loss			
(Gain)/loss from change in financial assumptions	(0.66)	0.24	(0.42)
(Gain)/loss arising from experience adjustments	3.20	-	3.20
<b>Total amount recognised in other comprehensive income</b>	<b>2.54</b>	<b>0.24</b>	<b>2.78</b>
Employer's contributions	-	(8.00)	(8.00)
Benefit payments	(1.71)	0.89	(0.82)
<b>31 March, 2022</b>	<b>39.81 ##</b>	<b>(33.11)</b>	<b>6.70</b>

## Includes ₹2.20 Crores (31 March, 2022 : ₹ 4.92 Crores) related to present value obligation of gratuity payable for contractual workers. This is an unfunded plan.

The expected return on plan assets is determined after taking into consideration composition of plan assets held, assessed risks of asset management, historical results of return on plan assets, Group's policies for plan asset management and other relevant factors.

The expenses for the above mentioned Gratuity benefit is included and disclosed under the head "Contribution to provident and other funds" under Note 18.

## Notes to Consolidated Ind AS Financial statements

as at and for the year ended 31 March, 2023

(All amounts in ₹ Crores, unless otherwise stated)

	2022-23	2021-22
<b>(iii) Actual Return on Plan Asset</b>	2.06	1.74

### (iv) The net liability disclosed above relating to funded are as follows

	As at 31 March, 2023	As at 31 March, 2022
Present value of funded obligations	39.66	39.81
Fair value of plan assets	(32.22)	(33.11)
Deficit of funded plan	7.44	6.70

### (v) Principal : Actuarial assumptions

	As at 31 March, 2023	As at 31 March, 2022
(i) Discount rate	7.20%	6.50%
(ii) Salary escalation rate #	7.00%	7.00%
(iii) Mortality Table (In service)	Indian Assured Lives Mortality (2006-08) (Modified) Ult.	Indian Assured Lives Mortality (2006-08) (Modified) Ult.

# The estimate of future salary increase considered in actuarial valuation takes into account factors like inflation, seniority, promotion and other relevant factors, such as demand and supply in the employment market.

In case of funded plan, the Group ensures that the investment positions are managed within an Asset - Liability Matching (ALM) framework that has been developed to achieve investment that are in line with the obligation under the gratuity scheme. Within this framework the Group's ALM objective is to match asset with gratuity obligation. The Group actively monitors how the duration and the expected yield of instruments are matching the expected cash outflows arising from the gratuity obligations. The Group has not changed the process used to manage its risk from previous periods. The Group does not use derivatives to manage its risk. The gratuity scheme is funded with LIC which has good track record of managing fund except Contractor worker and Subsidiary.

### (vi) Sensitivity Analysis

	Increase/ (Decrease) in DBO		Increase/ (Decrease) in DBO	
	As at 31 March, 2023	As at 31 March, 2022	As at 31 March, 2023	As at 31 March, 2022
Discount Rate - Gratuity	Decrease by 1% 2.37	2.42	Increase by 1% (2.03)	(2.08)
Salary escalation Rate	Decrease by 1% (2.06)	(2.10)	Increase by 1% 2.35	2.40

### Method used for sensitivity analysis:

The sensitivity results above determine their individual impact on the plan's end of year Defined Benefit Obligation. In reality, the plan is subject to multiple external experience items which may move the Defined Benefit Obligation in similar opposite directions, while the plan's sensitivity to such changes can vary over time.

### (vii) Risk Exposure

Through its defined benefit plans, the Group is exposed to some risks, the most significant of which are detailed below:

- 1 Interest rate risk : The defined benefit obligation calculated uses a discount rate based on government bonds. If bond yields fall, the defined benefit obligation will tend to increase.
- 2 Salary Inflation risk : Higher than expected increases in salary will increase the defined benefit obligation.
- 3 Demographic risk : This is the risk of variability of results due to unsystematic nature of decrements that include mortality, withdrawal, disability and retirement. The effect of these decrements on



## Notes to Consolidated Ind AS Financial statements

as at and for the year ended 31 March, 2023

(All amounts in ₹ Crores, unless otherwise stated)

the defined benefit obligation is not straight forward and depends upon the combination of salary increase, discount rate and vesting criteria. It is important not to overstate withdrawals because in the financial analysis the retirement benefit of a short career employee typically costs less per year as compared to a long service employee.

### (II) Defined Contribution Plans

The Group has certain Defined Contribution Plans viz. Provident Fund and Superannuation Fund. Contributions are made to provident fund for employees at the rate of 12% of basic salary as per regulations. The Group has a defined contribution Superannuation plan for which contribution is made at a rate not exceeding 4.87% of Basic and Dearness Allowance of the member with Superannuation. The contributions are made to registered provident fund administered by the government. The obligation of the Group is limited to the amount contributed and it has no further contractual nor any constructive obligation. The expense recognised during the period towards defined contribution plan is ₹ 13.35 Crores (31 March, 2022-₹ 13.76 Crores).

### (III) Defined Benefit Liability and Employer Contributions

Expected contribution to Post-employment benefit plans for the year ending 31 March, 2023 basis the actuarial report is ₹ 2.63 Crores (31 March, 2022: ₹ 2.50 Crores)

The weighted average duration of the defined benefit obligation of Parent Company is 5 years (31 March, 2022 - 5 years) for employees and 13 years (31 March, 2022 - 8 years) for contractual employees.

The weighted average duration of the defined benefit obligation of Subsidiary Company is 12 years (31 March, 2022 - 10 years) for employees. The expected maturity analysis of undiscounted gratuity is as follows:

Particulars	Less than a year	Between 1-2 years	Between 2-3 years	Between 3-4 years	Between 4-5 years	Between 5-10 years	Total
<b>31 March, 2023</b>							
Defined benefit obligation							
Gratuity	14.22	2.56	5.30	2.89	3.95	18.30	47.22
<b>Total</b>	<b>14.22</b>	<b>2.56</b>	<b>5.30</b>	<b>2.89</b>	<b>3.95</b>	<b>18.30</b>	<b>47.22</b>
<b>31 March, 2022</b>							
Defined benefit obligation							
Gratuity	13.48	3.79	2.46	5.52	2.80	16.71	44.76
<b>Total</b>	<b>13.48</b>	<b>3.79</b>	<b>2.46</b>	<b>5.52</b>	<b>2.80</b>	<b>16.71</b>	<b>44.76</b>

### NOTE 19 : FINANCE COSTS

#### Accounting Policy

General and specific borrowing costs that are directly attributable to the acquisition, construction or production of a qualifying asset are capitalised during the period of time that is required to complete and prepare the asset for its intended use or sale. Qualifying assets are assets that necessarily take a substantial period of time to get ready for their intended use or sale.

Other borrowing costs are expensed in the period in which they are incurred.

	Year ended 31 March, 2023	Year ended 31 March, 2022
Interest expense on debts and borrowings	44.69	18.80
Interest on lease liabilities	8.59	9.76
Other Borrowings Costs	0.13	0.53
	<b>53.41</b>	<b>29.09</b>

### NOTE 20 : DEPRECIATION AND AMORTISATION EXPENSE

	Year ended 31 March, 2023	Year ended 31 March, 2022
Depreciation of property, plant and equipment (Refer Note 3(a))	116.11	99.99
Amortisation of intangible assets (Refer Note 3(d))	0.11	0.19
Depreciation on Right of Use Assets (Refer Note 3(e))	20.52	20.71
	<b>136.74</b>	<b>120.89</b>

## Notes to Consolidated Ind AS Financial statements

as at and for the year ended 31 March, 2023

(All amounts in ₹ Crores, unless otherwise stated)

### NOTE 21 : OTHER EXPENSES

	Year ended 31 March, 2023	Year ended 31 March, 2022
Consumption of stores and spares	52.04	54.67
Consumption of packing materials	75.82	73.62
Power and fuel	19.58	19.79
Water charges	6.56	5.73
Rent	10.37	8.10
Rates and taxes	2.98	3.74
Repairs and maintenance:		
- Buildings	2.25	1.95
- Plant and Machinery	24.61	24.73
- Others	6.83	6.14
Insurance	8.28	7.12
Travelling and conveyance	11.19	6.57
Subscriptions and donations	31.01	48.32
Freight outward (net of recovery)	86.89	119.61
Commission to selling agents	36.06	36.00
Directors sitting fees & Commission	18.77	18.02
Loss/ (Profit) on disposal of property, plant and equipment	0.02	0.39
Bad Debt Written off during the year :		9.36
Less : Adjusted with Allowance for significant increase in credit risk / credit impaired receivables	-	(9.36)
Allowance for doubtful debts / expected credit loss - trade receivable (net)	0.11	-
Corporate Social Responsibility Expenditure [refer note (a) below]	8.50	8.66
Miscellaneous expenses	114.42	79.82
Less : Net gain on foreign currency transactions	16.36	22.22
	<b>499.93</b>	<b>500.76</b>

#### (a) Details of CSR expenditure:

	Year ended 31 March, 2023	Year ended 31 March, 2022
(i) Gross amount required to be spent by the Group during the year	8.50	8.63
(ii) Excess CSR expenditure of the previous year is offset against the current year's CSR obligation	0.10	0.19
(iii) Amount spent / to be spent for the year as per the provisions of the Companies Act 2013	8.40*	8.66*
(iv) Excess CSR expenditure to be offset against the next year's CSR obligation	0.12	0.22

#### A) Amount spent during the year

i) Construction/acquisition of any asset	-	-
ii) On purposes other than (i) above	8.40	8.66

#### B) Details related to spent / unspent obligations:

i) Contribution to Trust for Ongoing Project	6.58	6.85
ii) Amount spent in relation to other than Ongoing Project	1.82	1.81

\* Includes ₹ 6.58 Crores (31 March, 2022-₹ 6.85 Crores ) paid/ payable to a registered trust in respect of an ongoing projects for carrying out CSR activities

## Notes to Consolidated Ind AS Financial statements

as at and for the year ended 31 March, 2023

(All amounts in ₹ Crores, unless otherwise stated)

### C) Details of ongoing project and other than ongoing project

Particulars	31 March, 2023			31 March, 2022		
	Ongoing Project (In Separate CSR unspent account)	Other than Ongoing Project	Total	Ongoing Project (In Separate CSR unspent account)	Other than Ongoing Project	Total
i) Opening balance [ shortfall / (Excess) ]	6.85	(0.22)	6.63	1.50	(0.19)	1.31
ii) Amount required to be Spent during the year	6.58	1.92	8.50	6.85	1.78	8.63
iii) Amount Spent during the year	12.00	1.82	13.82	1.50	1.81	3.31
iv) Closing balance	1.43	(0.12)	1.31	6.85	(0.22)	6.63

### (b) The Group has incurred following Research and Development expenditure for Innovation Centre in Belgium

	Year ended 31 March, 2023	Year ended 31 March, 2022
Revenue Expenses	19.19	12.48
Capital Expenses	2.54	-
	<b>21.73</b>	<b>12.48</b>

For Research and Development expenditure in India-Refer Note 23

### NOTE 22 : TAX EXPENSE

#### Accounting Policy

The income tax expense or credit for the period is the tax payable on the current period's taxable income based on the applicable income tax rate adjusted by changes in deferred tax assets and liabilities attributable to temporary differences and to unused tax losses.

The current income tax charge is calculated on the basis of the tax laws enacted or substantively enacted at the end of the reporting period. Management periodically evaluates positions taken in tax returns with respect of situation in which applicable tax regulation is subject to interpretation. It establishes provisions where appropriate on the basis of amounts expected to be paid to the tax authorities. Deferred income tax is provided in full, using the liability method, on temporary differences arising between the tax bases of assets and liabilities and their carrying amounts in the standalone financial statements. Deferred income tax is not accounted for if it arises from initial recognition of an asset or liability in a transaction that at the time of the transaction affects neither accounting profit/ loss nor taxable profit (tax loss). Deferred income tax is determined using tax rates (and laws) that have been enacted or substantially enacted by the end of the reporting period.

Current and deferred tax is recognised in statement of profit and loss, except to the extent that it relates to items recognised in other comprehensive income or directly in equity, if any. In this case, the tax is also recognised in other comprehensive income or directly in equity, respectively.

Deferred tax assets are recognised for all deductible temporary differences and unused tax losses only if it is probable that future taxable amounts will be available to utilise those temporary differences and losses.

The carrying amount of deferred tax assets is reviewed at each reporting date and reduced to the extent that it is no longer probable that sufficient taxable profit will be available to allow all or part of the deferred tax asset to be utilised. Unrecognised deferred tax assets are re-assessed at each reporting date and are recognised to the extent that it has become probable that future taxable profits will allow the deferred tax asset to be recovered.

Minimum alternate tax (MAT) paid in a year is charged to the statement of profit and loss as current tax for the year. The deferred tax asset is recognised for MAT credit available only to the extent that it is probable that the

## Notes to Consolidated Ind AS Financial statements

as at and for the year ended 31 March, 2023

(All amounts in ₹ Crores, unless otherwise stated)

Company will pay normal income tax during the specified period, i.e., the period for which MAT credit is allowed to be carried forward. In the year in which the Company recognises MAT credit as an asset, it is created by way of credit to the statement of profit and loss and shown as part of deferred tax assets. The Company reviews the "MAT credit entitlement" asset at each reporting date and writes down the asset to the extent that it is no longer probable that it will pay normal tax during the specified period. Unrecognised MAT are re-assessed at each reporting date and are recognised to the extent that it has become probable that future taxable profits will allow the MAT to be recovered.

In the situations where the Company is entitled to a tax holiday under the Income-tax Act, 1961 enacted in India or tax laws prevailing in the respective tax jurisdictions where it operates, no deferred tax (asset or liability) is recognised in respect of temporary differences which reverse during the tax holiday period, to the extent the Company's gross total income is subject to the deduction during the tax holiday period. Deferred tax in respect of temporary differences which reverse after the tax holiday period is recognised in the year in which the temporary differences originate. However, the Company restricts recognition of deferred tax assets to the extent it is probable that sufficient future taxable income will be available against which such deferred tax assets can be realised. For recognition of deferred taxes, the temporary differences which originate first are considered to reverse first.

	Year ended 31 March, 2023	Year ended 31 March, 2022
<b>a. Income-tax expense recognised in the statement of Profit and Loss</b>		
<b>Current tax</b>		
Current tax (Net of utilisation of minimum alternate tax credit) on profits for the year	148.65	110.47
Tax relating to earlier years	7.93	-
<b>Total current tax expense</b>	<b>156.58</b>	<b>110.47</b>
<b>Deferred Tax</b>		
Origination and reversal of temporary differences	(17.09)	(5.24)
<b>Income-tax expense</b>	<b>139.49</b>	<b>105.23</b>
<b>b. Income-tax expense on other comprehensive income</b>		
Total current tax impact on Other Comprehensive Income - Remeasurement of post employment defined benefit obligation	0.96	(0.97)
Deferred tax - Fair value through other comprehensive income - equity instruments	(3.12)	10.09
<b>Income-tax expense recognised in Other Comprehensive Income</b>	<b>(2.16)</b>	<b>9.12</b>
<b>c. Reconciliation of statutory rate of tax and the effective rate of tax</b>		
<b>Profit before income tax</b>	<b>581.68</b>	<b>531.57</b>
Enacted Income tax rate in India applicable to the Company	<b>34.95%</b>	<b>34.95%</b>
Tax on Profit before tax at the enacted Income tax rate in India	203.30	185.78
<b>Adjustments:</b>		
<b>Tax effect of amounts which are not deductible (taxable) in calculating taxable income:</b>		
Items not deductible / Income exempt from tax / Income at lower rate	0.44	1.53
Incentives / additional benefits allowable under Income-tax	(33.12)	(71.70)
Tax Credits	-	(9.88)
Reversal of Deferred Tax due to change in Rate of Income Tax (refer note 12(i))	(39.62)	
Tax Earlier Years	7.93	
Other items	0.56	(0.50)
<b>Total Income tax expense</b>	<b>139.49</b>	<b>105.23</b>
Effective tax rate	<b>23.98%</b>	<b>19.80%</b>

### NOTE 23: RESEARCH AND DEVELOPMENT EXPENSES

#### Accounting Policy

The Group's business research and development concentrates on the development of improved finished goods and better operational efficiency. Research costs are expensed as incurred. Expenditure on development that does not meet the specified criteria under Ind AS 38 'Intangible Assets' is recognised as expense as incurred.

## Notes to Consolidated Ind AS Financial statements

as at and for the year ended 31 March, 2023

(All amounts in ₹ Crores, unless otherwise stated)

### Revenue Expenses incurred in India

	Year ended 31 March, 2023					Year ended 31 March, 2022				
	Total	Durgapur	Kochi	Palej	Mundra	Total	Durgapur	Kochi	Palej	Mundra
Raw Materials & Stores Consumed	4.34	0.17	-	4.17	-	2.78	0.54	-	2.24	-
Salaries, Wages and Bonus	5.39	0.83	0.71	3.60	0.25	4.22	0.23	0.20	3.55	0.24
Contribution to Provident and Other Funds	0.26	0.04	0.03	0.18	0.01	0.47	0.06	0.05	0.29	0.07
Staff Welfare Expense	0.11	-	-	0.11	-	0.23	-	-	0.23	-
Miscellaneous Expenses	1.45	-	-	1.45	-	1.68	-	-	1.68	-
<b>Total</b>	<b>11.55</b>	<b>1.04</b>	<b>0.74</b>	<b>9.51</b>	<b>0.26</b>	<b>9.38</b>	<b>0.83</b>	<b>0.25</b>	<b>7.99</b>	<b>0.31</b>

Also Refer Note 21 (c) for Research and development expenditure incurred for Innovation centre in Belgium.

### NOTE 24: CONTINGENT LIABILITIES

#### Accounting Policy

A disclosure for contingent liabilities is made when there is a possible obligation arising from past events, the existence of which will be confirmed only by the occurrence or non-occurrence of one or more uncertain future events not wholly within the control of the Group or a present obligation that arises from past events where it is either not probable that an outflow of resources embodying economic benefits will be required to settle or a reliable estimate of the amount cannot be made.

	As at 31 March, 2023	As at 31 March, 2022
Contingent Liabilities for:		
(a) (i) Claims against the Group not acknowledged as debts:		
Income-tax matters under dispute**	19.87	19.27
Excise duty matters under dispute	4.79	4.04
Sales tax matter under dispute	0.14	0.14
Service tax matters under dispute	6.26	6.26
Value added tax matters under dispute	1.09	1.09
(ii) Other money for which the Group is contingently liable		
Excise duty matters under dispute	1.57	1.57

\*\* Mainly related to disallowance of claims

It is not practicable for the Group to estimate the timings of the cash outflows, if any, in respect of the above contingent liabilities pending resolution of the respective proceedings.

### NOTE 25: COMMITMENTS

	As at 31 March, 2023	As at 31 March, 2022
<b>Capital Commitments</b>		
<b>Estimated amount of contracts remaining to be executed on capital account and not provided for</b>		
Property, plant and equipment (net of capital advances)	169.34	366.24

### NOTE 26: DIVIDEND ON EQUITY SHARE

	Year ended 31 March, 2023	Year ended 31 March, 2022
Interim Dividend for the year ended 31 March, 2023 of ₹ 5.50/- per share on face value of Re. 1/- per share (31 March, 2022 ₹ 10/- per share on face value of ₹ 2/- per share) [ Refer note 8(i) ]	207.60	188.73
	<b>207.60</b>	<b>188.73</b>

## Notes to Consolidated Ind AS Financial statements

as at and for the year ended 31 March, 2023

(All amounts in ₹ Crores, unless otherwise stated)

### NOTE 27: EARNING PER EQUITY SHARE

#### Accounting Policy

##### Basic earnings per share

Basic earnings per share is calculated by dividing the profit attributable to owners of the equity by the weighted average number of equity shares outstanding during the year.

The weighted average number of equity shares outstanding during the period is adjusted for events such as bonus issue, bonus element in a rights issue, share split, and reverse share split (consolidation of shares) that have changed the number of equity shares outstanding, without a corresponding change in resources.

##### Diluted earnings per share

Diluted earnings per share adjusts the figures used in the determination of basic earnings per share to take into account:

- the after income tax effect of interest and other financing costs associated with dilutive potential equity shares, and
- the weighted average number of additional equity shares that would have been outstanding assuming the conversion of all dilutive potential equity shares.

	Year ended 31 March, 2023	Year ended 31 March, 2022
<b>Basic and Diluted</b>		
(i) Number of Equity Shares at the beginning of the year [ Refer Note 8(i) and 8(ii) ]	377,462,604	344,675,720
(ii) Number of Equity Shares at the end of the year [ Refer Note 8(i) and 8(ii) ]	377,462,604	377,462,604
(iii) Weighted average number of equity shares outstanding during the year [ Refer Note 8(i) and 8(ii) ]	377,462,604	360,664,940
(iv) Face value of each Equity Share (Re) [ Refer Note 8(i) and 8(ii) ]	1.00	1.00
(v) Profit after Tax available for Equity Shareholders (₹ in Crores)	441.80	426.02
(vi) Basic and Diluted earnings per Share (₹) [(v)/(iii)]	11.70	11.81

The Company does not have any dilutive potential equity shares.

### NOTE 28: RELATED PARTY TRANSACTIONS

#### (a) Parent- under de facto control

Name	Type	Place of Incorporation	As at 31 March, 2023	As at 31 March, 2022
Rainbow Investments Limited	Parent- under de facto control as defined in Ind AS -110 ("Parent")	India	45.84%	45.84%

#### (b) Key management personnel of the Company and the Parent- under de facto control with whom transactions have taken place during the year

Name	Relationship
i) Sanjiv Goenka	Chairman and Non Executive Director
ii) Shashwat Goenka	Non Executive Director
iii) Preeti Goenka	Non Executive Director
iv) Kaushik Roy	Managing Director
v) O P Malhotra (Refer Note below)	Non Executive Independent Director



## Notes to Consolidated Ind AS Financial statements

as at and for the year ended 31 March, 2023

(All amounts in ₹ Crores, unless otherwise stated)

Name	Relationship
vi) K S B Sanyal (Refer Note below)	Non Executive Independent Director
vii) Paras K Chowdhary	Non Executive Independent Director
viii) Pradip Roy	Non Executive Independent Director
ix) Rusha Mitra ( Appointed with effect from 8 April, 2021)	Non Executive Independent Director
x) Ram Krishna Agarwal ( Appointed with effect from 26 July, 2021)	Non Executive Independent Director
xi) T.C.Suseel Kumar ( Appointed with effect from 27 October, 2021)	Non Executive Independent Director
xii) K Jairaj ( Appointed with effect from 8 March, 2022)	Non Executive Independent Director
xiii) Dr. Sethurathnam Ravi (Appointed with effect from 15 March, 2023)	Non Executive Independent Director
xiv) Raj Kumar Gupta	Chief Financial Officer and resigned as Director in subsidiary Company (with effect from 26 April, 2022)
xv) Kaushik Mukherjee	Company Secretary and resigned as Director in subsidiary Company (with effect from 26 April, 2022)
xvi) Sunil Bhandari	Employee holding Directorship in "Parent"
xvii) Subhrangsu Chakraborty (Resigned with effect from 3 January, 2022)	Person holding Directorship in "Parent"
xviii) Yugesh Kanoria	Person holding Directorship in "Parent"
xix) Harish Toshniwal	Employee holding Directorship in "Parent"

### Note :

O P Malhotra and K S B Sanyal have retired as Non Executive Independent Directors with effect from 29 July, 2021 upon completion of their term.

### (c) Others with whom transactions have taken place during the year

Name	Relationship
RPG Power Trading Company Limited	Company under common control
Trade Apartments Limited	Company under common control
Dynamic Success Projects Private Limited (ceased w.e.f. 28 October, 2022)	Company under common control
CESC Limited	Company under common control
RPSG Ventures Limited (Erstwhile: CESC Ventures Limited)	Company under common control
Spencer's Retail Limited	Company under common control
Guiltfree Industries Limited	Company under common control
RPSG Resources Private Limited (Erstwhile: Accurate Commedeal Pvt. Limited)	Company under common control
Crescent Power Limited	Company under common control

## Notes to Consolidated Ind AS Financial statements

as at and for the year ended 31 March, 2023

(All amounts in ₹ Crores, unless otherwise stated)

Name	Relationship
Alipore Towers Pvt. Limited	Company under common control
Quest Capital Markets Limited (Erstwhile: BNK Capital Markets Limited)	Company under common control
Off-Shore India Ltd.	Company under common control
Brabourne Investments Ltd.	Company under common control
Eastern Aviation & Industries Pvt. Limited	Company under common control
Lebnitze Real Estates Private Limited	Company under common control
Woodlands Multispeciality Hospital Limited	Company under common control
Duncan Brothers & Co. Ltd.	Associate of "Parent"
Harrison Malayalam Limited	Company under common control
STEL Holdings Limited	Company under common control
Business Media Private Limited (BMPL)	Company under common control
RPSG SPORTS PRIVATE LIMITED	Company under common control
Nature's Basket Limited	Company under common control
Haldia Energy Limited	Company under common control
Dotex Merchandise Private Limited	Company under common control
Saregama India Limited	Company under common control
Solty Commercial Private Limited	Company under common control
Ritushree Vanijya Private Limited	Company under common control
Spotboy Tracom Private Limited	Company under common control
Duncan Agency Senior Staff Superannuation Fund No. 3 (Superannuation Fund)	Post Employment Benefit Plan of the Company (Other related parties)
Phillips Carbon Black Limited Employees' Gratuity Fund (Gratuity Fund)	Post Employment Benefit Plan of the Company (Other related parties)

## Notes to Consolidated Ind AS Financial statements

as at and for the year ended 31 March, 2023

### (d) Details of transaction between the Group and related parties and outstanding balances

(All amounts in ₹ Crores, unless otherwise stated)

Sl. No.	Nature of Transactions	Parent- under de facto control as defined in Ind AS -110, Company under Common Control		Associates of Parent- under de facto control as defined in Ind AS -110		Key Management Personnel of the Company, Parent- under de facto control as defined in Ind AS -110		Other Related Parties		Total	
		Year ended 31 March, 2023	Year ended 31 March, 2022	Year ended 31 March, 2023	Year ended 31 March, 2022	Year ended 31 March, 2023	Year ended 31 March, 2022	Year ended 31 March, 2023	Year ended 31 March, 2022	Year ended 31 March, 2023	Year ended 31 March, 2022
<b>A.</b>	<b>Transactions</b>										
1	Dividend paid on Equity Shares	106.72	96.98	-	-	-	-	-	-	-	106.72
2	Dividend received on Equity Shares	9.79	7.59	-	-	-	-	-	-	-	9.79
3	Investment in Equity Shares	1.94	-	-	-	-	-	-	-	-	1.94
4	Security Deposit paid	2.00	0.36	-	-	-	-	-	-	-	2.00
5	Security Deposit Refund	10.00	2.00	-	-	-	-	-	-	-	10.00
6	Accommodation Charges paid	0.03	0.02	-	0.02	-	-	-	-	-	0.03
7	Accommodation Charges recovered	0.02	0.04	-	-	-	-	-	-	-	0.02
8	Reimbursement of expenses paid	0.83	3.28	0.04	-	-	-	-	-	-	0.87
9	Reimbursement of expenses received	14.63	10.31	-	-	-	-	-	-	-	14.63
10	Electricity charges paid	0.11	0.03	-	-	-	-	-	-	-	0.11
11	Rent & Flat Maintenance Paid	1.98	1.08	-	-	-	-	-	-	-	1.98
12	Purchases of vaccines	2.73	1.73	-	-	-	-	-	-	-	2.73
13	Power Selling expenses paid	96.16	77.65	-	-	-	-	-	-	-	96.16
14	Sale of Power	-	-	-	-	-	-	0.12	0.03	0.03	0.12
15	Advances given	-	-	-	-	-	-	0.12	0.03	0.03	0.12
16	Advances recovered	28.40	16.00	-	-	-	-	-	-	-	28.40
17	Licence Fees	-	-	-	-	-	-	-	-	-	-
18	Contributions paid	-	-	-	-	-	-	0.90	1.05	1.05	0.90
19	Remuneration to Key Management Personnel	-	-	-	-	23.03	17.71	-	-	-	23.03
20	Post-employment benefits to Key Management Personnel	-	-	-	-	0.86	0.66	-	-	-	0.86
21	Other long-term benefit to Key Management Personnel	-	-	-	-	0.23	0.15	-	-	-	0.23
22	Director's Sitting Fees	-	-	-	-	0.47	0.55	-	-	-	0.47
23	Director's Commission	-	-	-	-	18.30	17.47	-	-	-	18.30
24	Loan repaid by Key Management Personnel	-	-	-	-	0.02	0.06	-	-	-	0.02
<b>B.</b>	<b>Closing Balances</b>										
1	Receivables including Security Deposit	35.78	46.37	-	-	-	0.02	-	-	-	35.78
2	Payables	1.16	1.02	-	-	-	-	-	-	-	1.16
3	Investments	233.20	257.53	-	-	-	-	-	-	-	233.20

## Notes to Consolidated Ind AS Financial statements

as at and for the year ended 31 March, 2023

(All amounts in ₹ Crores, unless otherwise stated)

### (e) Terms and Conditions

All transactions were made on normal commercial terms and conditions and are at arm's length price.

All outstanding balances are unsecured and are repayable in cash.

### (f) Unwinding of interest on investment in preference shares of Devise Properties Private Ltd. is not disclosed above considering it to be a IND AS adjustment.

### NOTE 29: SEGMENT

#### Accounting Policy

Operating segments are reported in a manner consistent with the internal reporting provided to the chief operating decision maker.

The chief operating decision maker is responsible for allocating resources and assessing performance of the operating segments and has been identified as the Managing Director of the Group.

#### (a) Description of segments and principal activities

**Carbon Black :** The Group is primarily engaged in production of Carbon Black through its four manufacturing units located at Durgapur, Kochi, Vadodara and Mundra.

**Power:** The Group is also engaged in generation of electricity for the purpose of captive consumptions as well as sale of surplus to outsiders.

The segment performance is evaluated based on profit or loss and is measured consistently with profit or loss in the standalone financial statement. Also the Group's borrowings (including finance costs and interest income), income taxes, investments are managed at head office and are not allocated to operating segments.

Inter-Segment transfers being power consumed for manufacture of Carbon Black are based on price paid for power purchased from external sources. Segment revenue is measured in the same way as in the Statement of Profit and Loss.

Segment assets and liabilities are measured in the same way as in the standalone financial statements. These assets are allocated based on the operations of the segment and the physical location of the assets.

Non-current assets of the Group (excluding certain financial assets) are located in India and Belgium.

#### (b) Segment Revenue, Segment Earnings and other information as at / for the year ended:-

##### Segment Revenue :

Particulars	Year ended 31 March, 2023			Year ended 31 March, 2022		
	Carbon Black	Power	Total	Carbon Black	Power	Total
Revenue from external customers	5,609.53	142.31	5,751.84	4,332.03	93.00	4,425.03
Other operating Revenues	22.22	-	22.22	21.39	-	21.39
Total revenue from operations	5,631.75	142.31	5,774.06	4,353.42	93.00	4,446.42
Inter-segment revenue	-	72.70	72.70	-	74.33	74.33
<b>Total segment revenue</b>	<b>5,631.75</b>	<b>215.01</b>	<b>5,846.76</b>	<b>4,353.42</b>	<b>167.33</b>	<b>4,520.75</b>

Revenue of ₹ 2640.76 Crores (31 March, 2022 - ₹ 1930.16 Crores) is derived from customers in the Carbon Black segment, each of whom contribute to more than 10% of the total revenue.

## Notes to Consolidated Ind AS Financial statements

as at and for the year ended 31 March, 2023

(All amounts in ₹ Crores, unless otherwise stated)

The Group is domiciled in India. The amount of its revenue from external customers broken down by the location of the customers is shown in table below:

Revenue from external customers (excluding other operating revenues)	Year ended 31 March, 2023	Year ended 31 March, 2022
India	4,043.25	3,104.37
Other countries	1,708.59	1,320.66
<b>Total</b>	<b>5,751.84</b>	<b>4,425.03</b>

### Segment Results :

Particulars	Year ended 31 March, 2023			Year ended 31 March, 2022		
	Carbon Black	Power	Total	Carbon Black	Power	Total
Segment profit before interest and tax	693.85	131.98	825.83	632.07	97.16	729.23
<b>Reconciliation to Profit before tax</b>						
Finance Cost	-	-	(53.41)	-	-	(29.09)
Interest Income	-	-	2.83	-	-	6.60
Unallocated expenses (Net)	-	-	(193.57)	-	-	(175.17)
<b>Profit before tax</b>	<b>693.85</b>	<b>131.98</b>	<b>581.68</b>	<b>632.07</b>	<b>97.16</b>	<b>531.57</b>

### Depreciation/Amortisation and non cash expenses

Particulars	Year ended 31 March, 2023				Year ended 31 March, 2022			
	Carbon Black	Power	Unallocated	Total	Carbon Black	Power	Unallocated	Total
Depreciation/Amortisation	89.81	35.28	11.65	<b>136.74</b>	81.80	27.62	11.47	<b>120.89</b>
Non cash expense	10.25	-	-	<b>10.25</b>	4.12	-	-	<b>4.12</b>

### Segment Assets :

Particulars	As at 31 March, 2023			As at 31 March, 2022		
	Carbon Black	Power	Total	Carbon Black	Power	Total
<b>Segment Assets</b>	<b>4,403.51</b>	<b>530.57</b>	<b>4,934.08</b>	<b>3,379.65</b>	<b>471.59</b>	<b>3,851.24</b>
<b>Reconciliation to total assets</b>						
Investments	-	-	233.84	-	-	587.99
Non current tax assets (Net)	-	-	7.45	-	-	-
Other unallocable assets	-	-	257.44	-	-	345.49
<b>Total assets as per the balance sheet</b>	<b>4,403.51</b>	<b>530.57</b>	<b>5,432.81</b>	<b>3,379.65</b>	<b>471.59</b>	<b>4,784.72</b>

Particulars	As at 31 March, 2023				As at 31 March, 2022			
	Carbon Black	Power	Unallocated	Total	Carbon Black	Power	Unallocated	Total
Addition to Non current assets other than financial instruments	963.69	88.13	0.83	<b>1,052.65</b>	203.82	107.06	1.20	<b>312.08</b>

The total of segments assets broken down by location of the assets, is shown below:

Assets by geographical location	As at 31 March, 2023	As at 31 March, 2022
India	4,619.55	3,531.77
Other countries	314.53	319.47
<b>Total</b>	<b>4,934.08</b>	<b>3,851.24</b>

## Notes to Consolidated Ind AS Financial statements

as at and for the year ended 31 March, 2023

(All amounts in ₹ Crores, unless otherwise stated)

### Segment Liabilities :

Particulars	As at 31 March, 2023			As at 31 March, 2022		
	Carbon Black	Power	Total	Carbon Black	Power	Total
<b>Total Segment liabilities</b>	<b>1,154.77</b>	<b>72.34</b>	<b>1,227.11</b>	<b>1,002.86</b>	<b>40.23</b>	<b>1,043.09</b>
<b>Reconciliation to total liabilities</b>						
Borrowings	-	-	943.00	-	-	683.99
Current Tax Liabilities (Net)	-	-	0.08	-	-	0.84
Deferred Tax Liabilities	-	-	256.06	-	-	276.27
Other Unallocated liabilities	-	-	167.26	-	-	158.30
<b>Total liabilities as per the balance sheet</b>	<b>1,154.77</b>	<b>72.34</b>	<b>2,593.51</b>	<b>1,002.86</b>	<b>40.23</b>	<b>2,162.49</b>

### NOTE 30: STATEMENT PURSUING TO REQUIREMENT OF SCHEDULE III TO THE COMPANIES ACT, 2013 RELATING TO COMPANY'S INTEREST IN SUBSIDIARY AND STEP DOWN SUBSIDIARIES

Name of the entity in the group	Net Assets i.e., total assets minus total liabilities		Share in Profit or Loss		Share in Other Comprehensive Income		Share in Total Comprehensive Income	
	As % of Consolidated Net Assets	Amount	As % of Consolidated Profit or Loss	Amount	As % of Consolidated Other Comprehensive Income	Amount	As % of Consolidated Total Comprehensive Income	Amount
<b>Parent</b>								
<b>PCBL Limited</b>								
<b>31 March, 2023</b>	<b>99.31%</b>	<b>2,819.62</b>	<b>100.43%</b>	<b>444.09</b>	<b>124.32%</b>	<b>(21.78)</b>	<b>99.45%</b>	<b>422.31</b>
31 March, 2022	99.34%	2,604.91	100.19%	427.14	95.52%	49.22	99.69%	476.36
<b>Subsidiaries</b>								
<b>Indian</b>								
<b>PCBL (TN) Limited</b>								
<b>31 March, 2023</b>	<b>0.96%</b>	<b>27.31</b>	<b>0.00%</b>	<b>0.02</b>	<b>0.38%</b>	<b>(0.07)</b>	<b>(0.01%)</b>	<b>(0.05)</b>
31 March, 2022	0.26%	6.72	(0.57%)	(2.41)	0.00%	-	(0.5%)	(2.41)
<b>Subsidiaries</b>								
<b>Foreign</b>								
<b>Phillips Carbon Black Cyprus Holdings Limited</b>								
<b>31 March, 2023</b>	<b>0.80%</b>	<b>22.86</b>	<b>0.00%</b>	<b>(0.01)</b>	-	-	<b>0.00%</b>	<b>(0.01)</b>
31 March, 2022	0.82%	21.50	0.00%	(0.01)	-	-	0.00%	(0.01)
<b>Phillips Carbon Black Vietnam Joint Stock Company (Stepdown Subsidiary)</b>								
<b>31 March, 2023</b>	<b>1.86%</b>	<b>52.70</b>	<b>0.44%</b>	<b>1.94</b>	-	-	<b>0.46%</b>	<b>1.94</b>
31 March, 2022	1.83%	47.88	0.38%	1.61	-	-	0.34%	1.61
<b>Non-Controlling Interest</b>								
<b>31 March, 2023</b>	<b>0.32%</b>	<b>9.13</b>	<b>0.09%</b>	<b>0.39</b>	<b>(2.85%)</b>	<b>0.50</b>	<b>0.21%</b>	<b>0.89</b>
31 March, 2022	0.31%	8.24	0.08%	0.32	0.77%	0.39	0.15%	0.71
<b>Adjustments</b>								
<b>31 March, 2023</b>	<b>(3.25%)</b>	<b>(92.32)</b>	<b>(0.96%)</b>	<b>(4.24)</b>	<b>(21.85%)</b>	<b>3.83</b>	<b>(0.11%)</b>	<b>(0.41)</b>
31 March, 2022	(2.56%)	(67.02)	(0.08%)	(0.31)	3.71%	1.91	0.32%	1.60
<b>TOTAL</b>								
<b>31 March, 2023</b>	<b>100.00%</b>	<b>2,839.30</b>	<b>100.00%</b>	<b>442.19</b>	<b>100.00%</b>	<b>(17.52)</b>	<b>100.00%</b>	<b>424.67</b>
31 March, 2022	100.00%	2,622.23	100.00%	426.34	100.00%	51.52	100.00%	477.86



## Notes to Consolidated Ind AS Financial statements

as at and for the year ended 31 March, 2023

(All amounts in ₹ Crores, unless otherwise stated)

### NOTE 31: FAIR VALUE MEASUREMENT

(i) The carrying and fair value of financial instruments by category as at the end of the year are as follows:

Particulars	As at 31 March, 2023			As at 31 March, 2022		
	FVTPL	FVTOCI	Amortised Cost	FVTPL	FVTOCI	Amortised Cost
<b>Financial assets</b>						
Investments						
- Equity instruments	-	224.84	-	-	249.65	-
- Preference Shares	9.00	-	-	8.34	-	-
- Mutual Funds	-	-	-	330.00	-	-
Trade receivables	-	-	1,110.65	-	-	1,105.10
Loans	-	-	2.05	-	-	1.49
Cash and cash equivalents	-	-	40.22	-	-	118.64
Other bank balances	-	-	55.37	-	-	40.45
Other Financial Assets	-	-	40.61	-	-	43.67
<b>Total financial assets</b>	<b>9.00</b>	<b>224.84</b>	<b>1,248.90</b>	<b>338.34</b>	<b>249.65</b>	<b>1,309.35</b>
<b>Financial liabilities</b>						
Borrowings	-	-	827.31	-	-	595.31
Lease Liabilities	-	-	86.44	-	-	101.83
Current maturities of long term debts	-	-	115.69	-	-	88.68
Derivative financial liabilities	1.43	-	-	1.39	-	-
Trade payables	-	-	956.40	-	-	911.12
Other financial liabilities	-	-	251.73	-	-	89.28
<b>Total financial liabilities</b>	<b>1.43</b>	<b>-</b>	<b>2,237.57</b>	<b>1.39</b>	<b>-</b>	<b>1,786.22</b>

### (ii) Fair Value

The fair values of financial assets and liabilities are included at the amount that would be received to sell an asset or paid to transfer a liability in an orderly transaction between market participants at the measurement date. Methods and assumptions used to estimate the fair values are consistent in all the years. The following methods and assumptions were used to estimate the fair values:

- In respect of investments in mutual funds, the fair values represent net asset value as stated by the issuers of these mutual fund units in the published statements. Net asset values represent the price at which the issuer will issue further units in the mutual fund and the price at which issuers will redeem such units from the investors. Accordingly, such net asset values are analogous to fair market value with respect to these investments, as transactions of these mutual funds are carried out at such prices between investors and the issuers of these units of mutual funds.
- In respect of investments in listed equity instruments, the fair values represents available quoted market price at the Balance Sheet date.
- The fair value of derivative contracts (foreign exchange forward contracts and Currency and Interest rate swaps) is determined using discounted cash flow analysis and swaps and options pricing models.
- The management assessed that fair values, of trade receivables, cash and cash equivalents, other bank balances, loans, trade payables, current borrowings, other current liabilities and other financial liabilities (current), approximate to their carrying amounts largely due to the short-term maturities of these instruments. Further, management also assessed the carrying amount of certain non-current loans which are a reasonable approximation of their fair values and the difference between the

## Notes to Consolidated Ind AS Financial statements

as at and for the year ended 31 March, 2023

(All amounts in ₹ Crores, unless otherwise stated)

carrying amounts and fair values is not expected to be significant.

### (iii) Fair value of financial assets and liabilities measured at amortised cost

The carrying amount of financial assets and financial liabilities measured at amortised cost in the financial statements are a reasonable approximation of their fair values since the Group does not anticipate that the carrying amount would be significantly different from the values that would eventually be received or settled.

### (iv) Fair value hierarchy

This section explains the judgements and estimates made in determining the fair values of the financial instruments that are (a) recognised and measures at fair value and (b) measured at amortised cost and for which fair values are disclosed in the financial statements. To provide an indication about the reliability of the inputs used in determining fair value, the Group has classified its financial instruments into the three levels prescribed under the accounting standard. Explanation of each level follows underneath the table:

Financial assets and liabilities measured at fair value - recurring fair value measurements	As at 31 March, 2023				As at 31 March, 2022			
	Level 1	Level 2	Level 3	Total	Level 1	Level 2	Level 3	Total
<b>Financial assets</b>								
<b>Financial assets at FVTPL</b>								
Investments in mutual funds	-	-	-	-	330.00	-	-	330.00
Investments in preference shares	-	-	9.00	9.00	-	-	8.34	8.34
<b>Financial assets at FVTOCI</b>								
Investments in equity instruments	131.28	-	93.56	224.84	157.27	-	92.38	249.65
<b>Total financial assets</b>	<b>131.28</b>	<b>-</b>	<b>102.56</b>	<b>233.84</b>	<b>487.27</b>	<b>-</b>	<b>100.72</b>	<b>587.99</b>
<b>Financial liabilities</b>								
<b>Financial liabilities at FVTPL</b>								
Foreign-exchange forward contract	-	1.28	-	1.28	-	1.39	-	1.39
<b>Total financial liabilities</b>	<b>-</b>	<b>1.28</b>	<b>-</b>	<b>1.28</b>	<b>-</b>	<b>1.39</b>	<b>-</b>	<b>1.39</b>

Level 1: Level 1 hierarchy includes financial instruments measured using quoted prices. This includes listed equity instruments and mutual funds that have net asset value as stated by the issuers in the published statements. The fair value of all equity instruments which are traded in the stock exchanges is valued using the closing price as at the reporting period.

Level 2: The fair value of financial instruments that are not traded in an active market is determined using valuation techniques which maximise the use of observable market data and rely as little as possible on entity-specific estimates. If all significant inputs required to fair value an instrument are observable, the instrument is included in Level 2.

Level 3: If one or more of the significant inputs is not based on observable market data, the instrument is included in level 3. This is the case for unlisted equity securities included in level 3.

The Group's policy is to recognise transfers into and transfers out of fair value hierarchy levels as at the end of the reporting period. There are no transfers between level 1 and level 2 fair value measurements during the year ended 31 March, 2023 and 31 March, 2022.

Some of the Group's financial assets are carried at fair value for which Level 3 inputs have been used. The following table gives information about how the fair values of these financial assets are determined (in particular, the valuation technique(s) and inputs used).

## Notes to Consolidated Ind AS Financial statements

as at and for the year ended 31 March, 2023

(All amounts in ₹ Crores, unless otherwise stated)

### Valuation inputs and relationship to fair value

Particulars	Fair Value at		Valuation Technique	Significant unobservable input	Sensitivity	
	31 March, 2023	31 March, 2022			31 March, 2023	31 March, 2022
Unquoted equity shares	93.56	92.38	Discounted cash flow/Net Asset Value	Earning growth rate / Discounting rate	Increase in earning growth rate by 1% and lower discount rate by 1% would increase fair value by ₹ 0.79 Crores Decrease in earning growth rate by 1% and higher discount rate by 1% would decrease fair value by ₹ 0.64 Crores	Increase in earning growth rate by 1% and lower discount rate by 1% would increase fair value by ₹ 0.76 Crores Decrease in earning growth rate by 1% and higher discount rate by 1% would decrease fair value by ₹ 0.63 Crores
Unquoted Preference shares	9.00	8.34	Discounted Amortised cost	Discounting rate to determine PV	Decrease in discount rate by 1% will increase the fair value by ₹ 0.17 Crores Increase in discount rate by 1% will decrease fair value by ₹ 0.16 Crores	Decrease in discount rate by 1% will increase the fair value by ₹ 0.24 Crores Increase in discount rate by 1% will decrease fair value by ₹ 0.23 Crores
Investment Property-Land	7.98	7.41	Fair market price	Discount for limited market activity	Decrease in discount rate by 1% will increase the fair value by ₹ 0.07 Crores Increase in discount rate by 1% will decrease fair value by ₹ 0.07 Crores	Decrease in discount rate by 1% will increase the fair value by ₹ 0.07 Crores Increase in discount rate by 1% will decrease fair value by ₹ 0.07 Crores

### Valuation process :

The main level 3 inputs for unquoted equity shares and unquoted preference share used by the Group are derived and evaluated as follows:

Discount rates are determined using a capital asset pricing model to calculate a pre-tax rate that reflects current market assessments of the time value of money and the risk specific to the asset.

### NOTE 32: FINANCIAL RISK MANAGEMENT

The Group's principal financial liabilities comprises of borrowings, trade and other payables and other financial liabilities. The main purpose of these financial liabilities is to finance and support the operations of the Group. The Group's principal financial assets include trade and other receivables, loans, investments and cash & cash equivalents that derive directly from its operations.

The Group's business activities are exposed to a variety of risks including liquidity risk, credit risk and market risk. The Group seeks to minimize potential adverse effects of these risks by managing them through a structured process of identification, assessment and prioritisation of risks followed by coordinated efforts to monitor, minimize and mitigate the impact of such risks on its financial performance and capital. For this purpose, the Group has laid comprehensive risk assessment and minimization/mitigation procedures, which are reviewed by the Audit Committee and approved by the Board from time to time. These procedures are reviewed to ensure that executive management controls risks by way of properly defined framework. The Group does not enter into derivative financial instruments for speculative purposes.

### (A) Credit risk

Credit risk refers to risk of financial loss to the Group if customers or counterparties fail to meet their contractual obligations. The Group is exposed to credit risk from its operating activities (mainly trade receivables) and from its investing activities (primarily deposit with banks and investment in mutual funds).

## Notes to Consolidated Ind AS Financial statements

as at and for the year ended 31 March, 2023

(All amounts in ₹ Crores, unless otherwise stated)

### (i) Credit risk management

#### (a) Trade Receivable

Customer credit risk is managed by the Group through its established policies and procedures which involve setting up credit limits based on credit profiling of individual customers, credit approvals for enhancement of limits and regular monitoring of important developments viz. payment history, change in credit rating, regulatory changes, industry outlook etc. Outstanding receivables are regularly monitored and an impairment analysis is performed at each reporting date on an individual basis for each major customer. In addition, small customers are grouped into homogeneous groups and assessed for impairment collectively. The Group also has a policy to provide for all receivables which are overdue for a period over 365 days. In accordance with Ind AS 109, the Group uses expected credit loss model to assess the impairment loss or reversal thereof.

Reconciliation of loss allowance provision - Trade receivables are as follows:

Particulars	Year ended 31 March, 2023	Year ended 31 March, 2022
Loss allowance at the beginning of the year	1.11	10.47
Change / (reversal) in allowance during the year (net)	0.11	(9.36)*
Loss allowance at the end of the year	1.22	1.11

\* Represents ₹ 9.36 Crores written off during the previous year.

#### (b) Deposits and financial assets (Other than trade receivables):

The Group maintains exposure in cash and cash equivalents, term deposits with banks and money market liquid mutual fund schemes. Investments of surplus are made within assigned credit limits with approved counterparties who meet the threshold requirements with respect to ratings, financial strength, credit spreads etc. Counterparty credit limits are set to minimise concentration risk and are reviewed periodically by the Board.

### (B) Liquidity Risk

Liquidity risk implies that the Group may not be able to meet its obligations associated with its financial liabilities. The Group manages its liquidity risk on the basis of the business plan that ensures that the funds required for financing the business operations and meeting financial liabilities are available in a timely manner and in the currency required at optimal costs. The Management regularly monitors rolling forecasts of the Group's liquidity position to ensure it has sufficient cash on an ongoing basis to meet operational fund requirements. The surplus cash generated, over and above the operational fund requirement is invested in bank deposits / marketable debt securities / debt mutual fund schemes of highly liquid nature to optimise cash returns while ensuring adequate liquidity for the Group.

Additionally, the Group has committed fund and non-fund based credit lines from banks which may be drawn anytime based on Group's fund requirements. The Group maintains a cautious liquidity strategy with positive cash balance and undrawn bank lines throughout the year.

The following are the remaining contractual maturities of financial liabilities at the reporting date. The amounts are gross and undiscounted, and include contractual interest payments.

Contractual maturity of financial liabilities	Upto 1 year	1 Year to 3 year	3 year to 5 year	More than 5 years	Total
<b>31 March, 2023</b>					
Borrowings	535.69	257.77	130.25	19.29	943.00
Trade payable	956.40	-	-	-	956.40
Lease Liabilities	27.51	47.14	16.10	17.49	108.24
Other financial liabilities	105.43	7.73	0.04	-	113.20
	<b>1,625.03</b>	<b>312.64</b>	<b>146.39</b>	<b>36.78</b>	<b>2,120.84</b>

## Notes to Consolidated Ind AS Financial statements

as at and for the year ended 31 March, 2023

(All amounts in ₹ Crores, unless otherwise stated)

Contractual maturity of financial liabilities	Upto 1 year	1 Year to 3 year	3 year to 5 year	More than 5 years	Total
<b>31 March, 2022</b>					
Borrowings	463.65	132.14	88.20	-	683.99
Trade payable	911.12	-	-	-	911.12
Lease Liabilities	27.04	46.92	26.09	30.66	130.71
Other financial liabilities	82.66	4.65	3.36	-	90.67
	<b>1,484.47</b>	<b>183.71</b>	<b>117.65</b>	<b>30.66</b>	<b>1,816.49</b>

### (C) Market Risk

Market risk is the risk that the fair value of future cash flow of financial instruments may fluctuate because of changes in market conditions. Market risk broadly comprises three types of risks namely currency risk, interest rate risk and price risk (for commodities or equity instruments). The above risks may affect the Group's income and expenses and / or value of its investments. The Group's exposure to and management of these risks are explained below

#### (i) Foreign currency risk

Foreign currency risk is the risk that the fair value or future cash flows of an exposure will fluctuate because of changes in foreign exchange rates. The Group operates in international markets and therefore is exposed to foreign currency risk arising from foreign currency transactions. The exposure relates primarily to the Group's operating activities (when the revenue or expense is denominated in foreign currency), borrowings in foreign currencies and investment in overseas subsidiaries. Over ninety percent of Group's foreign currency transactions are in US\$ while the rest are in EURO, CNY, KRW, VND and JPY. The risk is measured through forecast of highly probable foreign currency cash flows.

The Group's risk management policy is hedging of net foreign currency exposure at all points in time through foreign exchange forward contracts, vanilla option contracts and cross currency interest rate swaps. The objective of the hedging is to eliminate the currency risk due to volatility in exchange rates.

#### (a) Foreign currency risk exposure

The Group's exposure to foreign currency risk at the end of the reporting period expressed in ₹, are as follows:

Particulars	31 March, 2023						31 March, 2022					
	₹ equivalent of						₹ equivalent of					
	USD	EUR	CNY	KRW	VND	JPY	USD	EUR	CNY	KRW	VND	JPY
<b>Financial assets</b>												
Trade receivables	254.97	37.77	-	-	-	-	288.42	19.93	-	-	-	-
Advance to Suppliers	0.06	13.21	0.02	0.01	-	-	1.95	4.31	-	-	-	-
Balances with banks	-	-	-	-	-	-	-	-	-	-	-	-
<b>Derivative assets</b>												
Foreign exchange forward contracts												

## Notes to Consolidated Ind AS Financial statements

as at and for the year ended 31 March, 2023

(All amounts in ₹ Crores, unless otherwise stated)

Particulars	31 March, 2023						31 March, 2022					
	₹ equivalent of						₹ equivalent of					
	USD	EUR	CNY	KRW	VND	JPY	USD	EUR	CNY	KRW	VND	JPY
Sell foreign currency	-	-	-	-	-	-	-	-	-	-	-	-
<b>Net exposure to foreign currency risk (assets)</b>	<b>255.03</b>	<b>50.98</b>	<b>0.02</b>	<b>0.01</b>	-	-	<b>290.37</b>	<b>24.24</b>	-	-	-	-
<b>Financial liabilities</b>												
Foreign currency loan	-	-	-	-	-	-	50.10	-	-	-	-	-
Trade payables	648.29	0.74	-	-	0.00	2.65	712.28	-	0.00	-	0.00	-
<b>Derivative liabilities</b>												
Foreign exchange forward contracts												
Buy foreign currency	(410.88)	-	-	-	-	-	(488.36)	-	-	-	-	-
<b>Net exposure to foreign currency risk (liabilities)</b>	<b>237.41</b>	<b>0.74</b>	-	-	<b>0.00</b>	<b>2.65</b>	<b>274.02</b>	-	<b>0.00</b>	-	<b>0.00</b>	-
<b>Net exposure to foreign currency risk (Assets-Liabilities)</b>	<b>17.62</b>	<b>50.24</b>	<b>0.02</b>	<b>0.01</b>	<b>(0.00)</b>	<b>(2.65)</b>	<b>16.35</b>	<b>24.24</b>	<b>(0.00)*</b>	-	<b>(0.00)*</b>	-

\* Amount is below the rounding off norm adopted by the Group.

#### (b) Sensitivity

A fluctuation in the exchange rates of 1% with other conditions remaining unchanged would have the following effect on Group's profit or loss before taxes as at 31 March, 2023 and 31 March, 2022.

	Impact on profit before tax	
	Year Ended 31 March, 2023	Year Ended 31 March, 2022
USD sensitivity		
₹/USD- Increase by 1%*	0.18	0.16
₹/USD- Decrease by 1%*	(0.18)	(0.16)
EUR sensitivity		
₹/EUR- Increase by 1%*	0.50	0.24
₹/EUR- Decrease by 1%*	(0.50)	(0.24)
CNY sensitivity**		
₹/CNY- Increase by 1%*	0.00	(0.00)
₹/CNY- Decrease by 1%*	(0.00)	0.00
KRW sensitivity**		
₹/KRW- Increase by 1%*	0.00	-
₹/KRW- Decrease by 1%*	(0.00)	-



## Notes to Consolidated Ind AS Financial statements

as at and for the year ended 31 March, 2023

(All amounts in ₹ Crores, unless otherwise stated)

	Impact on profit before tax	
	Year Ended 31 March, 2023	Year Ended 31 March, 2022
VND sensitivity**		
₹/VND- Increase by 1%*	(0.00)	(0.00)
₹/VND- Decrease by 1%*	0.00	0.00
JPY sensitivity**		
₹/JPY- Increase by 1%*	(0.03)	-
₹/JPY- Decrease by 1%*	0.03	-

\* Holding all other variable constant

\*\* Amount is below the rounding off norm adopted by the Group.

### (ii) Interest rate risk

Interest rate risk is the risk that the fair value or future cash flows of a financial instrument will fluctuate because of changes in market interest rates. The Group's exposure to risk of change in market interest rates relates primarily to its debt interest obligations. Its borrowings are at floating rates and its future cash flows will fluctuate because of changes in market interest rates.

#### (a) Interest Rate Risk Exposure

The exposure of the Group's borrowings to interest rate changes at the end of the reporting period are as follows:

	31 March, 2023	31 March, 2022
Total borrowings (including current maturities)	943.00	683.99

#### (b) Sensitivity

Profit or loss is sensitive to higher / lower interest expense from borrowings as a result of changes in interest rates.

	Impact on profit before tax	
	Year Ended 31 March, 2023	Year Ended 31 March, 2022
Interest Rates - Increase by 50 basis points (50 bps) *	(4.72)	(3.42)
Interest Rates - Decrease by 50 basis points (50 bps) *	4.72	3.42

\* Holding all other variable constant

### (iii) Security Price risk

Securities price risk is the risk that the fair value of a financial instrument will fluctuate due to changes in market traded prices.

The Group invests its surplus funds in various debt instruments and equity instruments. These comprise of mainly liquid schemes of mutual funds, short term debt funds & income funds (duration investments), certain quoted equity instruments and bank fixed deposits. To manage its price risk arising from investments in mutual funds and equity instruments, the Group diversifies its portfolio. Mutual fund and equity investments are susceptible to market price risk, mainly arising from changes in the interest rates or market yields which may impact the return and value of such investments.

#### (a) Securities Price Risk Exposure

The Group's exposure to securities price risk arises from investments in mutual funds and equity instruments held by the Group and classified in the Balance Sheet as fair value through profit or loss/ fair value through other comprehensive income is disclosed under Note 31.

#### (b) Sensitivity

## Notes to Consolidated Ind AS Financial statements

as at and for the year ended 31 March, 2023

The sensitivity of profit or loss to changes in Net Assets Values (NAVs) as at year end for investments in mutual funds.

	Impact on profit before tax	
	Year Ended 31 March, 2023	Year Ended 31 March, 2022
NAV of mutual funds/Market price of quoted equity instruments - Increase by 1%*	-	3.30
NAV of mutual funds/Market price of quoted equity instruments - Decrease by 1%*	-	(3.30)

\* Holding all other variable constant

### (D) Commodity Price Risk

Commodity price risk results from changes in market prices for raw materials, mainly carbon black feedstock which forms the largest portion of Group's cost of sales.

The Group endeavours to reduce such risks by maintaining inventory at optimum level through a highly probable sales forecast on quarterly basis and also through worldwide purchasing activities. Raw materials are purchased exclusively to cover Group's own requirements. Further, a significant portion of Group's volume is sold based on formula-driven price adjustment mechanism which allows for recovery of the changed raw material cost from customers. The Group also endeavors to offset the effects of increases in raw material costs through price increases in its non-contract sales, productivity improvement and other cost reduction efforts. The Group has not entered into any derivative contracts to hedge exposure to fluctuations in commodity prices.

### NOTE 33 : CAPITAL MANAGEMENT

For the purposes of the Group's capital management, capital includes issued capital, all other equity reserves and long term borrowed capital less reported cash and cash equivalents.

The primary objective of the Group's capital management is to maintain an efficient capital structure to reduce the cost of capital, support the corporate strategy and to maximise shareholder's value.

The Group's policy is to borrow primarily through banks to maintain sufficient liquidity. The Group also maintains certain undrawn committed credit facilities to provide additional liquidity. These borrowings, together with cash generated from operations are utilised for operations of the Group.

The Group monitors capital on the basis of cost of capital. The Group is not subject to any externally imposed capital requirements.

The following table summaries the capital of the Group:

Particulars	As at 31 March, 2023	As at 31 March, 2022
Long Term Borrowings (including current maturities of long term debt)	523.00	309.02
Short Term Borrowings	420.00	374.97
Less: Cash and cash equivalents	40.22	118.64
<b>Total Net Debt</b>	<b>902.78</b>	<b>565.35</b>
Total equity	2,839.30	2,622.23
<b>Total Capital (Equity+Net Debt)</b>	<b>3,742.08</b>	<b>3,187.58</b>

No changes were made to the objectives, policies or processes for managing capital during the year ended 31 March, 2023 and 31 March, 2022.

### NOTE 34 : OTHER STATUTORY INFORMATION

- The Group does not have any transactions with companies struck off.
- The Group does not have any charges or satisfaction which is yet to be registered with ROC (Registrar of Companies) beyond the statutory period.
- The Group has not traded or invested in Crypto currency or Virtual Currency during the financial year.

PCBL LIMITED (Formerly PHILLIPS CARBON BLACK LIMITED)

## Notes to Consolidated Ind AS Financial statements

as at and for the year ended 31 March, 2023

- d) The Group has not received any fund from any person(s) or entity(ies), including foreign entities (Funding Party) with the understanding (whether recorded in writing or otherwise) that the Group shall directly or indirectly lend or invest in other persons or entities identified in any manner whatsoever by or on behalf of the Funding Party (Ultimate Beneficiaries) or provide any guarantee, security or the like on behalf of the Ultimate Beneficiaries.
- e) The Group has not advanced or loaned or invested funds to any other person(s) or entity(ies), including foreign entities (Intermediaries) with the understanding that the Intermediary shall directly or indirectly lend or invest in other persons or entities identified in any manner whatsoever by or on behalf of the Group (Ultimate Beneficiaries) or provide any guarantee, security or the like to or on behalf of the Ultimate Beneficiaries.
- f) The Group has not surrendered or disclosed any transaction, previously unrecorded in the books of account, in the tax assessments under the Income Tax Act, 1961 as income during the year.
- g) There are no proceedings initiated or are pending against the Group for holding any benami property under the Prohibition of Benami Property Transactions Act, 1988 and rules made thereunder.

### NOTE 35

The Group has contributed ₹ 10 Crores (previous year ₹ 40 Crores) under section 182 of the Companies Act, 2013.

### NOTE 36

The Parent Company has incorporated a wholly owned subsidiary company in the name of "PCBL EUROPE SRL" at Belgium, Europe on 14 April, 2023, with primary objective of research and development, manufacturing, marketing and trading of specialty chemicals and other chemical products.

### NOTE 37

PCBL (TN) Limited, a wholly owned subsidiary of the Parent Company commenced commercial production of first phase (63,000 MT out of total capacity of 147,000 MT) at its Greenfield carbon black manufacturing facility in the state of Tamil Nadu w.e.f. 14 April, 2023.

### NOTE 38

Figures of the previous year has been regrouped/rearranged to confirm current year's presentation.

For **S. R Batliboi & Co. LLP**

ICAI Firm Registration Number 301003E/E300005  
Chartered Accountants

**Vishal Sharma**

Partner  
Membership Number: 096766

Place : New Delhi  
Date: May 15, 2023

For and on behalf of Board of Directors of **PCBL Limited**

**Kaushik Roy**

Managing Director  
(DIN: 06513489)

**Kaushik Mukherjee**  
Company Secretary

**Rusha Mitra**

Director  
(DIN: 08402204)

**Raj Kumar Gupta**  
Chief Financial Officer

PCBL LIMITED (Formerly PHILLIPS CARBON BLACK LIMITED)

## FORM AOC-I

Statement containing salient features of the financial statement of subsidiaries / associate companies / joint ventures (Pursuant to first proviso to sub-section (3) of section 129 read with rule 5 of Companies (Accounts) Rules, 2014)

### Part "A" : Subsidiaries

(Information in respect of each subsidiary to be presented with amounts in ₹ in Crores)

Sl. No.	Name of the subsidiary	FY 2022-23		
		1	2	3
		Phillips Carbon Black Cyprus Holdings Limited	PCBL (TN) Limited	Phillips Carbon Black Vietnam Joint Stock Company
1	Reporting period for the subsidiary concerned, if different from the holding company's reporting period	Same as Holding Company	Same as Holding Company	Same as Holding Company
2	Reporting currency and Exchange rate as on the last date of the relevant Financial year in the case of foreign subsidiaries.	Euro 89.20	₹ NA	VND 0.003503
3	Share capital	0.16	30.00	42.10
4	Reserves & surplus	22.69	(2.69)	6.63
5	Total assets	31.20	1,145.99	52.84
6	Total Liabilities	8.35	1,118.68	4.11
7	Investments	27.06	-	-
8	Turnover	-	11.61	-
9	Profit / (Loss) before taxation	-	0.03	1.94
10	Provision for taxation	0.01	0.01	-
11	Profit / ( Loss)after taxation	(0.01)	0.02	1.94
12	Proposed Dividend	-	-	-
13	% of shareholding	100%	100%	80%

### Notes : The following information shall be furnished at the end of the Statement:

- Names of subsidiaries which are yet to commence operations  
Phillips Carbon Black Cyprus Holdings Limited  
Phillips Carbon Black Vietnam Joint Stock Company ( Step down Subsidiary)  
PCBL (TN) Limited
- Names of subsidiaries which have been liquidated or sold during the year  
None
- Names of subsidiaries which have been incorporated during the year  
None











This report is printed on 100% recycled paper



**REGISTERED OFFICE:**

PCBL Limited  
(Formerly known as  
Phillips Carbon Black Limited)  
31 Netaji Subhas Road  
Kolkata – 700 001  
West Bengal, India  
Phone: +91 33 6625 1443  
Fax: +91 33 2230 6844/2243 6681

**CORPORATE OFFICE:**

PCBL Limited  
(Formerly known as  
Phillips Carbon Black Limited)  
RPSG House, 4th Floor  
2/4 Judges Court Road  
Kolkata – 700 027  
West Bengal, India  
Phone: +91 33 4087 0500/600

**E-mail: [pcbl@rpsg.in](mailto:pcbl@rpsg.in) | Website: [www.pcbltld.com](http://www.pcbltld.com) | CIN: L23109WB1960PLC024602**

Follow us on

